



US00D630542S

(12) **United States Design Patent**
Lueke

(10) **Patent No.:** **US D630,542 S**
(45) **Date of Patent:** **** Jan. 11, 2011**

(54) **JEWELRY**

D619,032 S * 7/2010 Papadimitriou D11/79

(76) Inventor: **Heather Lueke**, 12 W. Harbour Isle Dr.,
Suite 201, Fort Pierce, FL (US) 34949

(**) Term: **14 Years**

(21) Appl. No.: **29/295,979**

(22) Filed: **Oct. 11, 2007**

(51) **LOC (9) Cl.** **11-01**

(52) **U.S. Cl.** **D11/81**

(58) **Field of Classification Search** D11/1,
D11/2, 3, 6, 7, 8, 9, 11, 14, 17, 40-43, 79,
D11/80, 86-87; 63/3, 6, 10, 18, 15.1, 15.4,
63/34-35; D6/317

See application file for complete search history.

(56) **References Cited**

U.S. PATENT DOCUMENTS

1,605,918	A *	11/1926	Buchanan	D6/317
1,970,478	A *	8/1934	Traub	D6/317
2,023,392	A *	12/1935	Backer	D6/317
D98,474	S *	2/1936	Farmer	D6/317
2,374,330	A *	4/1945	Coney	D6/317
3,042,217	A *	7/1962	Shores	D6/317
3,171,576	A *	3/1965	Graham	D6/317
D429,571	S *	8/2000	Miko	D6/317
D478,527	S *	8/2003	Guggenheim	D11/81
D479,144	S *	9/2003	Virag et al.	D11/6
D539,689	S *	4/2007	Mertens	D11/3
D602,799	S *	10/2009	Colombani	D11/3
D605,970	S *	12/2009	Colombani	D11/41
D616,326	S *	5/2010	Ventura	D11/79

OTHER PUBLICATIONS

Hanger Necklace, <http://store.feminist.org/index.asp?PageAction=VIEWPROD&ProdID=29>, Jan. 22, 2008.

Diamond Coat Hanger Pendant Or Charm No Reserve, http://cgi.ebay.com/DIAMOND-COAT-HANGER-PENDANT-OR-CHARM-NO-RESERVE_W0QQitemZ4952791662QQcmdZViewItem, Nov. 14, 2007.

Bare 14-Karat Gold Coat Hanger Charm, http://www.shop.com/Bare_14_Karat_Gold_Coat_Hanger_Charm_-12129057-56986490-p!.shtml, Nov. 14, 2007.

Coat Hanger Rhinestone Pin, <http://www.goantiques.com/detail.coat-hanger-rhinestone,1448363.html>, Nov. 14, 2007.

* cited by examiner

Primary Examiner—T. Chase Nelson

Assistant Examiner—Michael A Pratt

(74) *Attorney, Agent, or Firm*—James David Johnson

(57) **CLAIM**

The ornamental designs for jewelry, as shown and described.

DESCRIPTION

FIG. 1 is a front view of the jewelry.

FIG. 2 is a rear view of the jewelry of FIG. 1.

FIG. 3 is a side view of the jewelry of FIG. 1;

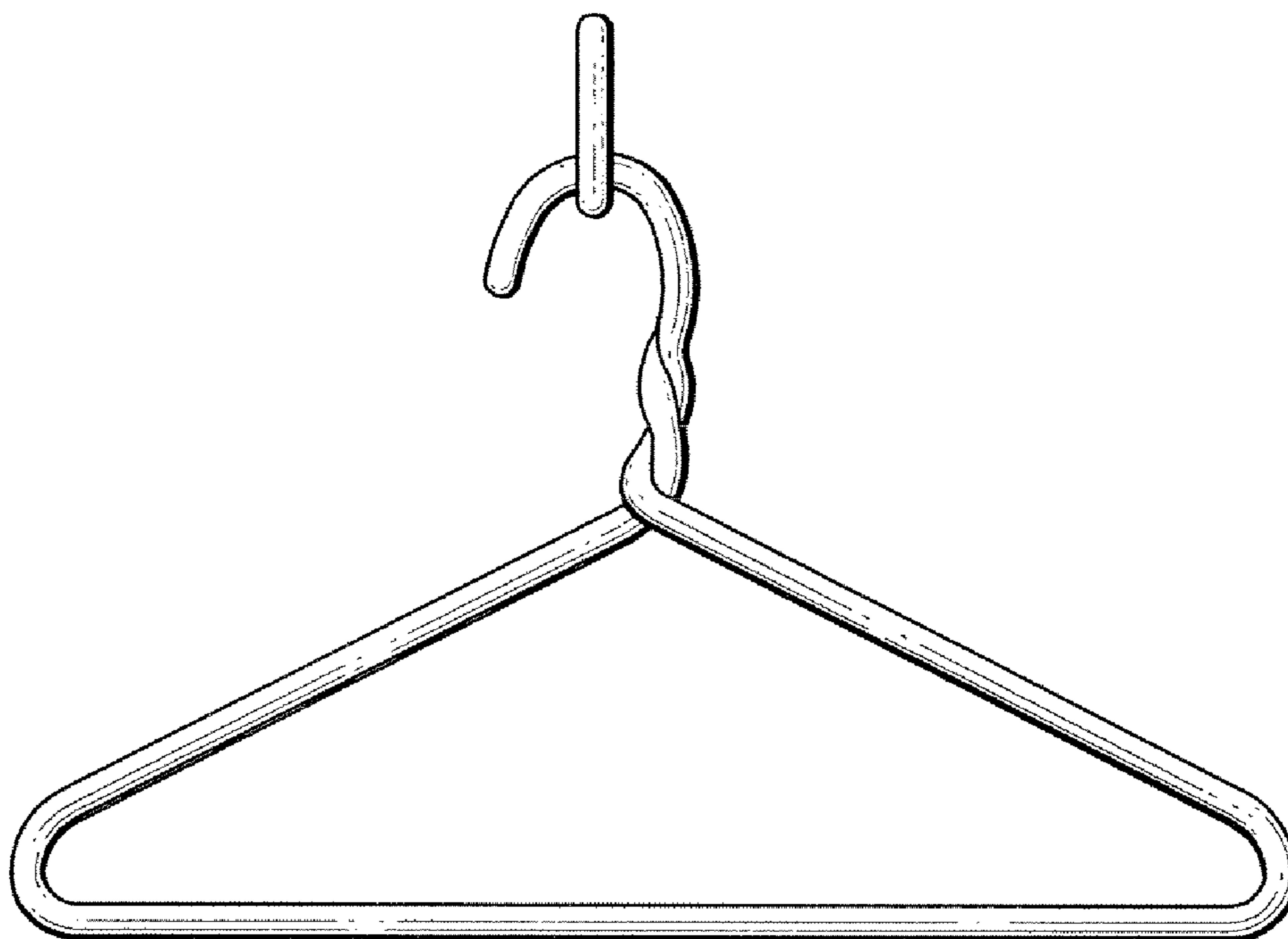
FIG. 4 is a side view of the jewelry of FIG. 1;

FIG. 5 is a top view of the jewelry of FIG. 1;

FIG. 6 is a bottom view of the jewelry of FIG. 1; and,

FIG. 7 is a perspective view of the jewelry of FIG. 1.

1 Claim, 4 Drawing Sheets



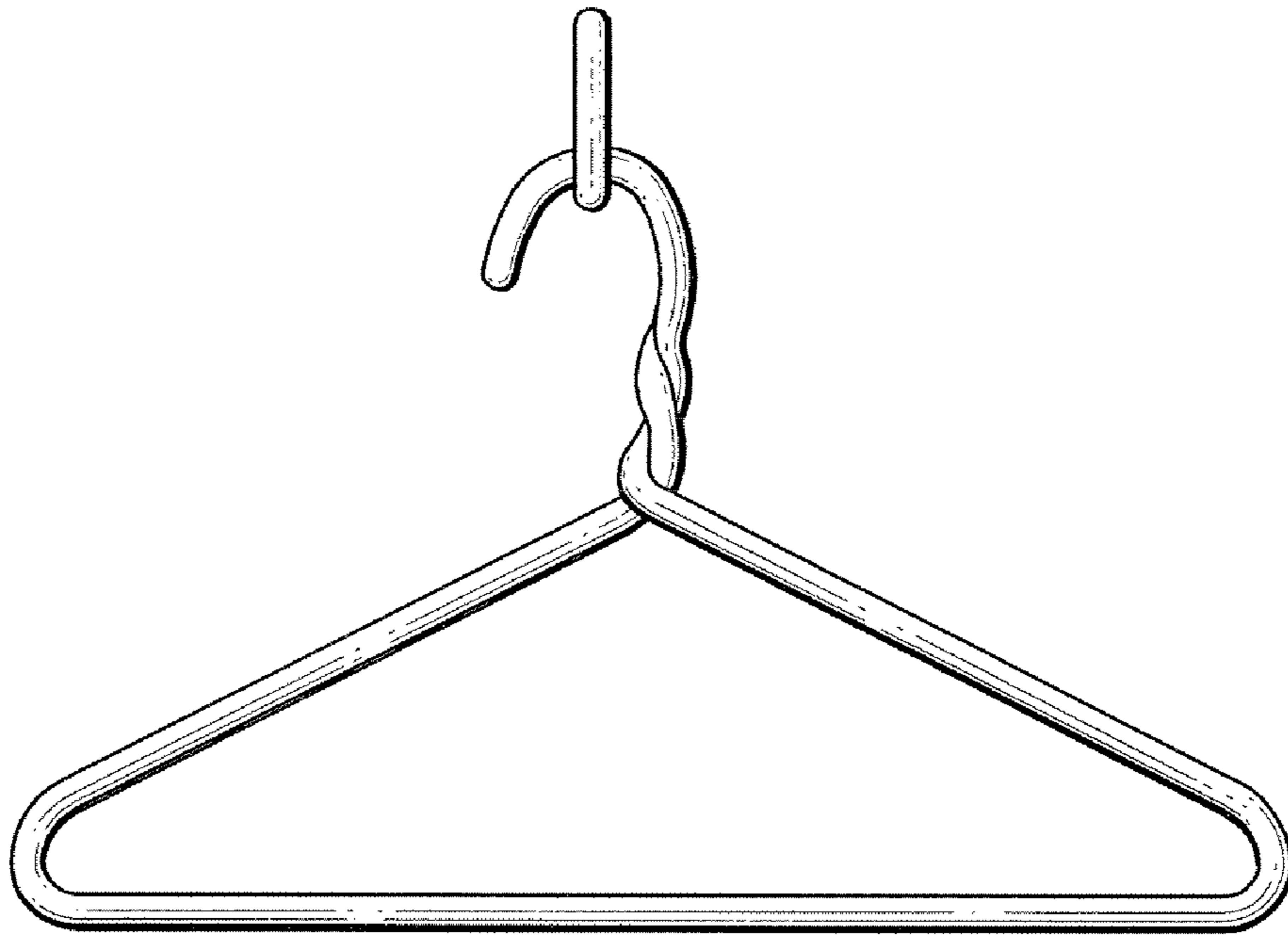


FIG. 1

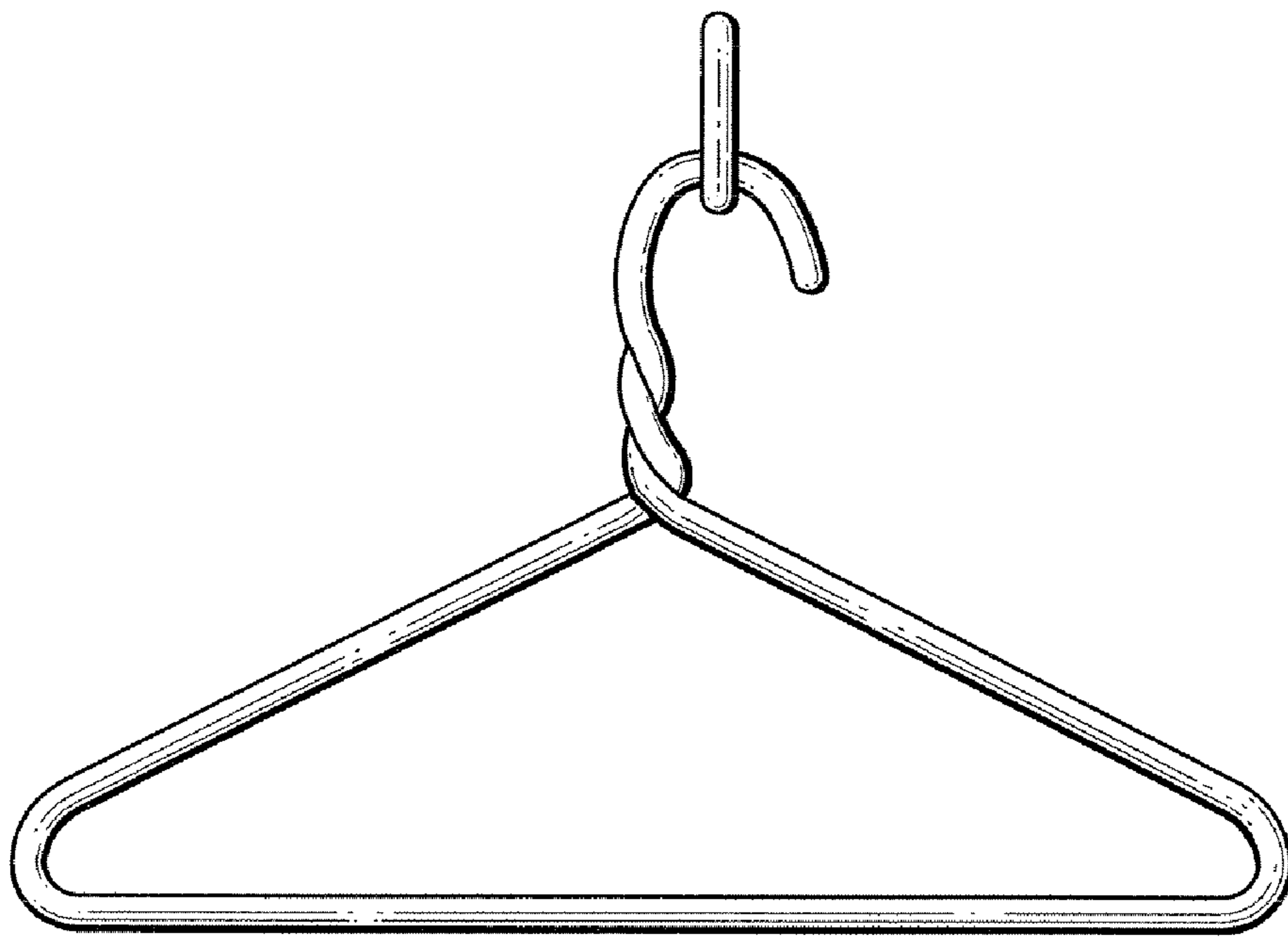


FIG. 2

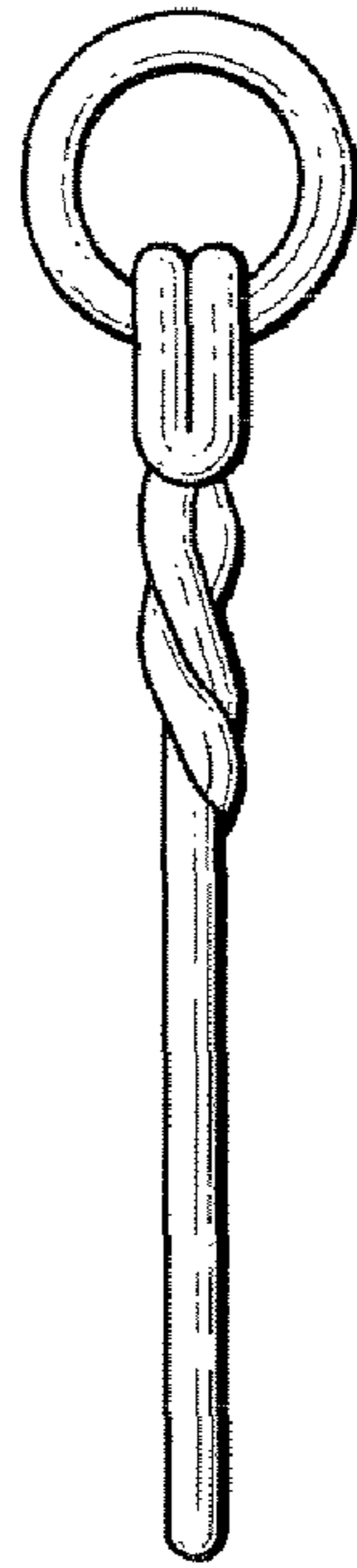


FIG. 3

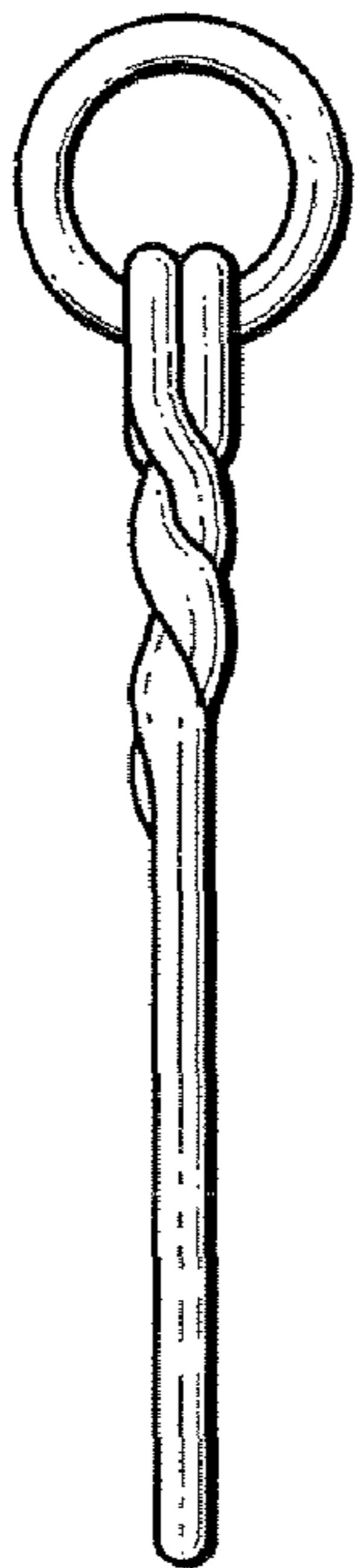


FIG. 4

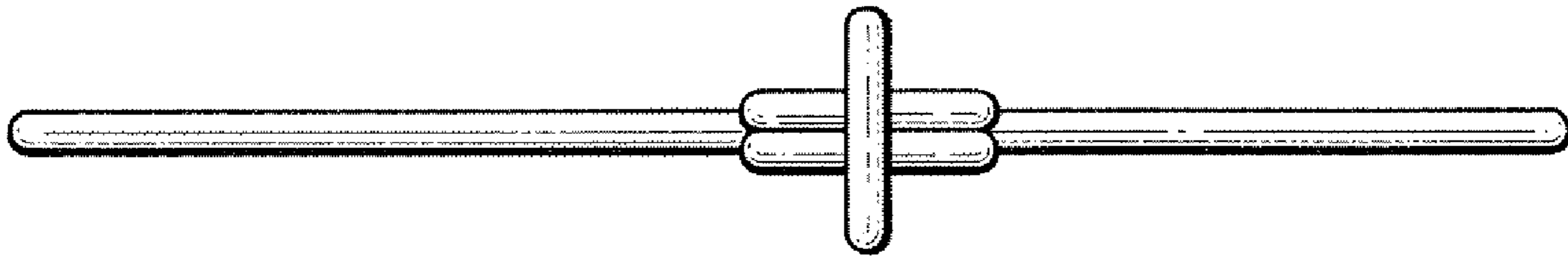


FIG. 5

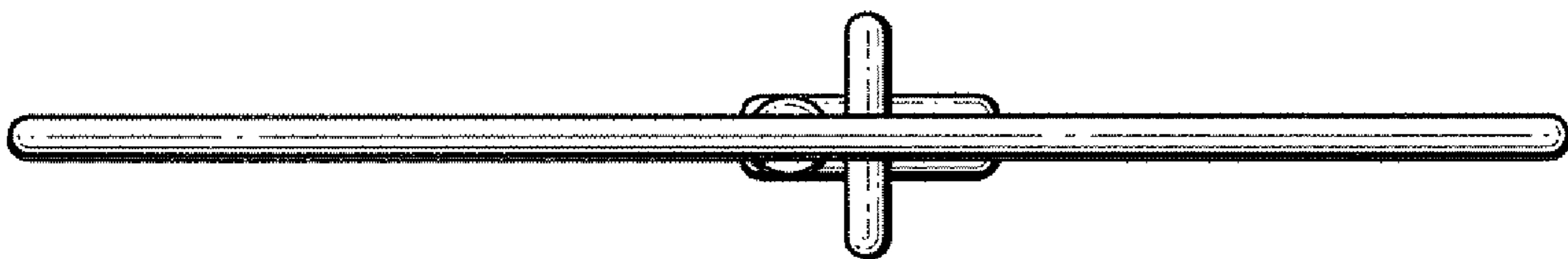


FIG. 6

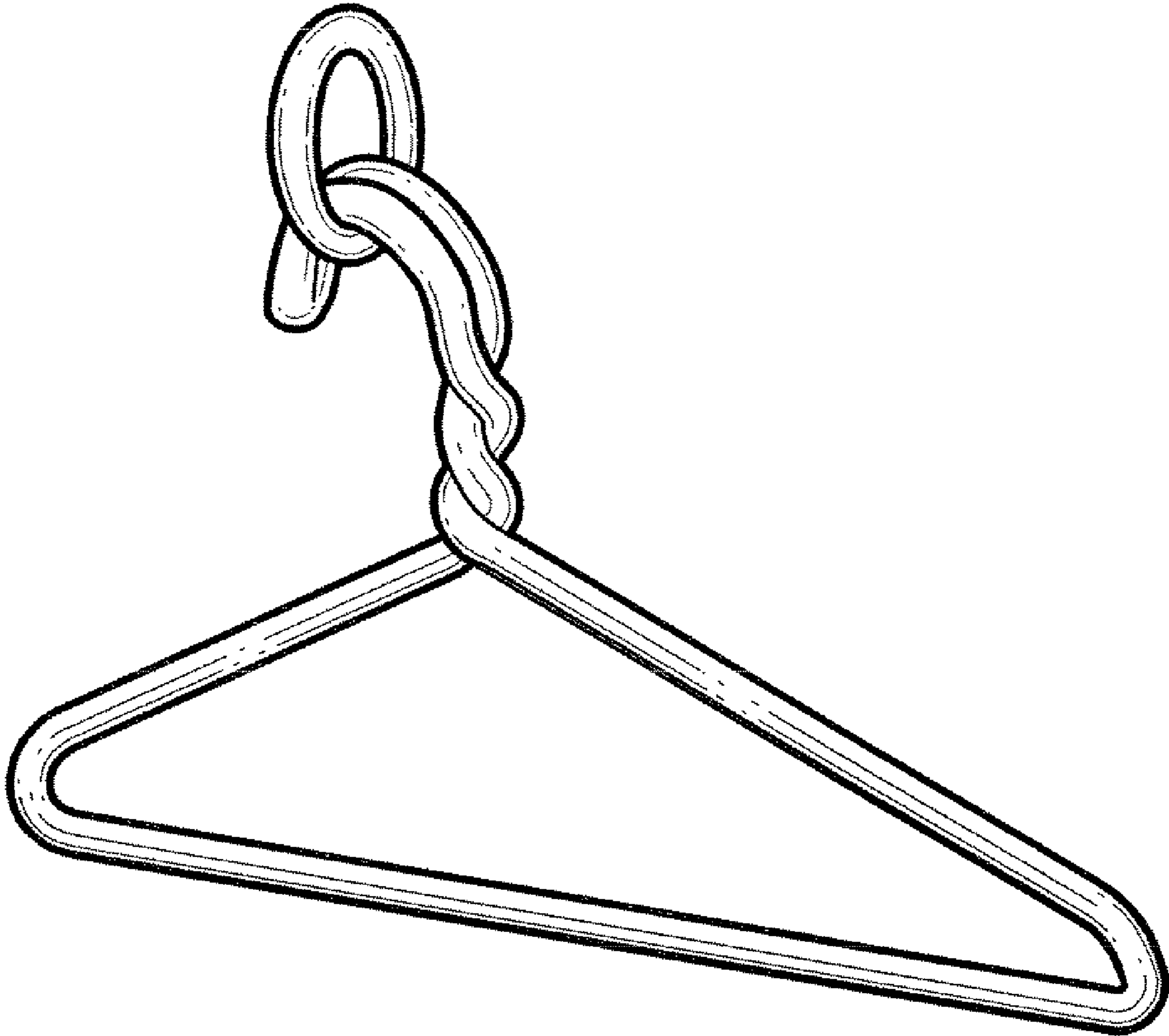


FIG. 7