

US00D630541S

(12) **United States Design Patent**
Shimansky

(10) **Patent No.:** **US D630,541 S**
(45) **Date of Patent:** **** Jan. 11, 2011**

(54) **JEWELRY**

(76) Inventor: **Yair Shimansky**, 8 Loquat, Unit 2,
Morgenzon Estate, Constantia, Cape
Town (ZA) 7806

(**) Term: **14 Years**

(21) Appl. No.: **29/360,051**

(22) Filed: **Apr. 20, 2010**

(30) **Foreign Application Priority Data**

Oct. 20, 2009 (ZA) A2009/01588

(51) **LOC (9) Cl.** **11-01**

(52) **U.S. Cl.** **D11/26**

(58) **Field of Classification Search** D11/3-6,
D11/26-39; 63/15, 15.1-15.4, 15.45, 15.5,
63/15.6, 15.65, 15.7, 26-28
See application file for complete search history.

(56) **References Cited**

U.S. PATENT DOCUMENTS

D40,581 S * 3/1910 Finneberg D11/4
1,479,842 A * 1/1924 Sweitzer 63/15
1,539,940 A * 6/1925 Gaschke 63/15

D312,427 S * 11/1990 Yau et al. D11/5
5,253,490 A * 10/1993 Doganay 63/15.4
D377,769 S * 2/1997 Roemer D11/26
D490,012 S * 5/2004 So D11/30
D597,435 S * 8/2009 Gruosi D11/4
2006/0218969 A1 * 10/2006 Cleofas 63/15.4
2008/0006055 A1 * 1/2008 Silvant 63/10

* cited by examiner

Primary Examiner—Cathron C Brooks

Assistant Examiner—Melanie Levy

(74) *Attorney, Agent, or Firm*—Nixon Peabody LLP; Jeffrey
L. Costellia

(57) **CLAIM**

We claim the ornamental design for jewelry, as shown and
described.

DESCRIPTION

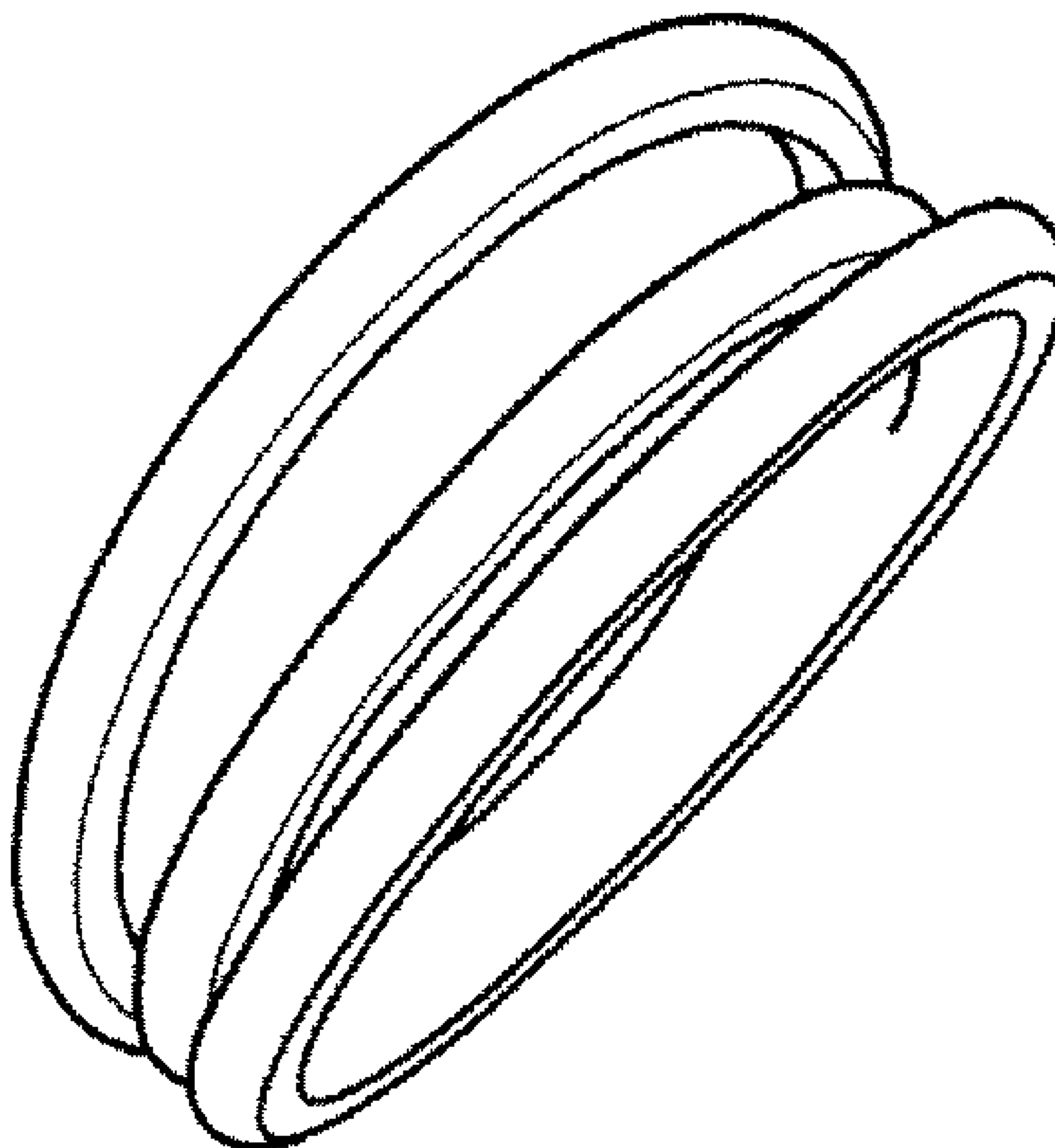
FIG. 1 is a front perspective view of jewelry showing our new
design;

FIG. 2 is a top plan view thereof;

FIG. 3 is a front view thereof; and,

FIG. 4 is a side view thereof.

1 Claim, 2 Drawing Sheets



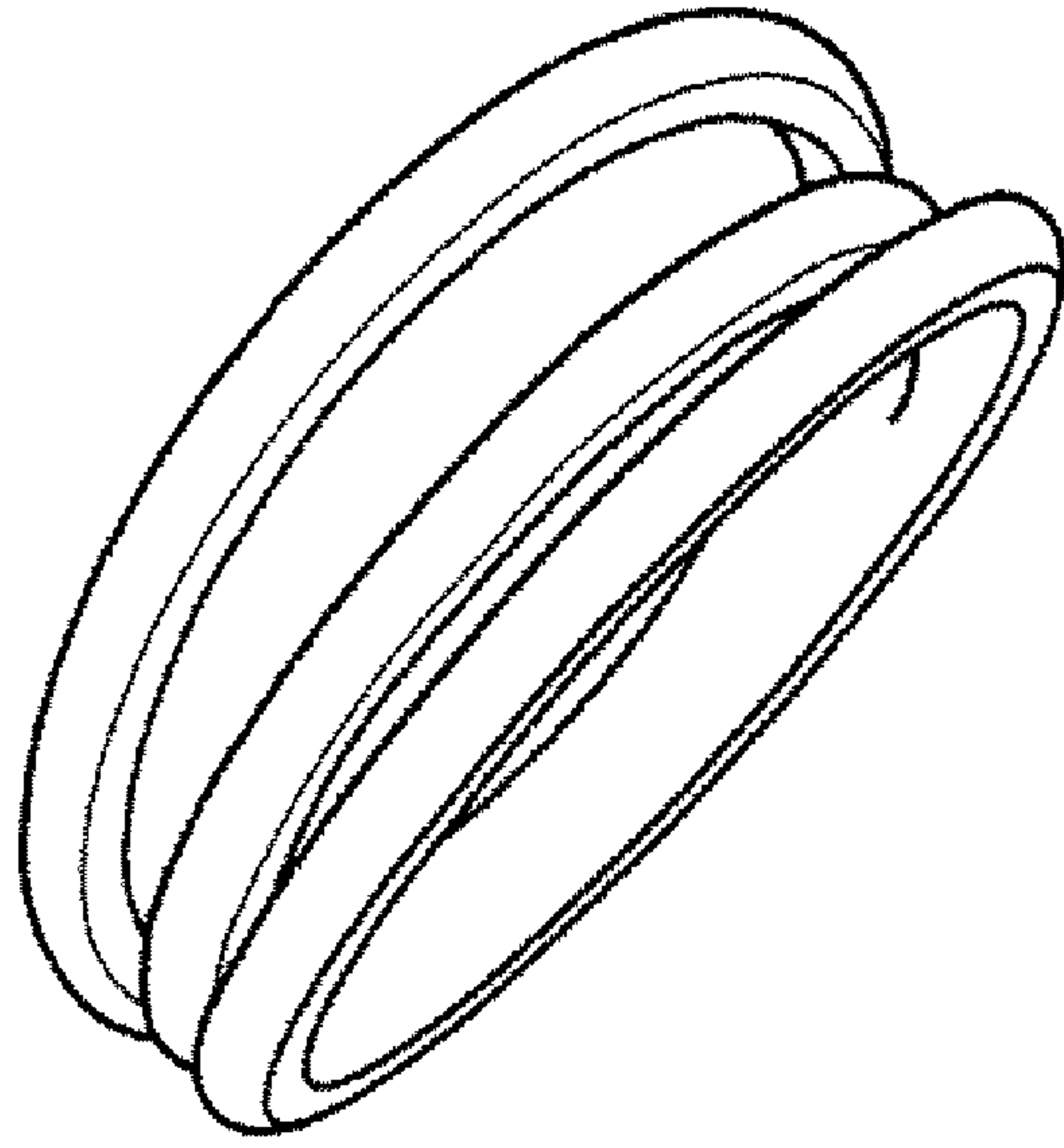


FIG. 1




FIG. 2

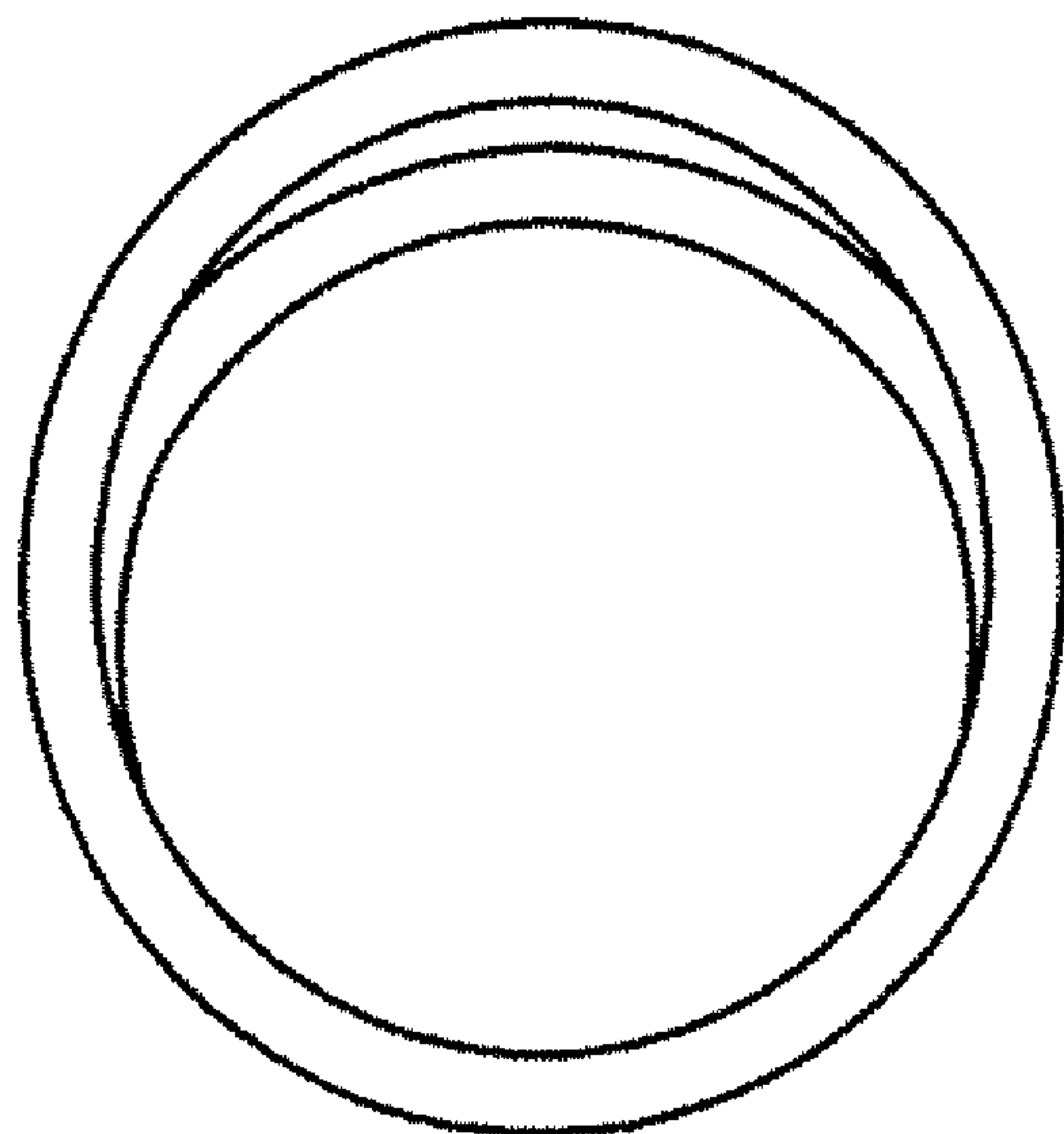


FIG. 3




FIG. 4