



US00D630537S

(12) **United States Design Patent**
Mizukami

(10) **Patent No.:** **US D630,537 S**
(45) **Date of Patent:** **** Jan. 11, 2011**

(54) **DISPLAY FOR A FIRE ALARM**

D401,178 S * 11/1998 Liu D10/106
D447,075 S * 8/2001 Roberts D10/106
D559,719 S * 1/2008 Schaeken et al. D10/106

(75) Inventor: **Akira Mizukami**, Tokyo (JP)

(73) Assignee: **Nohmi Bosai Ltd.**, Tokyo (JP)

(**) Term: **14 Years**

(21) Appl. No.: **29/358,199**

(22) Filed: **Mar. 24, 2010**

(30) **Foreign Application Priority Data**

Sep. 24, 2009 (JP) 2009-021989

(51) **LOC (9) Cl.** **10-05**

(52) **U.S. Cl.** **D10/106**

(58) **Field of Classification Search** D10/104,
D10/106, 120; D12/179; 340/686.1, 550,
340/287, 286.05; D14/357, 387; D13/164;
318/473

See application file for complete search history.

(56) **References Cited**

U.S. PATENT DOCUMENTS

D310,791 S * 9/1990 Farrell et al. D10/106
D312,221 S * 11/1990 Steele et al. D10/106
D326,619 S * 6/1992 Soloway D14/387
D334,542 S * 4/1993 Lowe et al. D10/104
D346,755 S * 5/1994 Soloway D10/106
D389,762 S * 1/1998 Yorkey D10/104
5,805,064 A * 9/1998 Yorkey 340/550

OTHER PUBLICATIONS

Commonly assigned co-pending U.S. Appl. No. 29/358,200, filed Mar. 24, 2010, entitled Display for a Fire Alarm.

* cited by examiner

Primary Examiner—Caron Veynar

Assistant Examiner—George D Kirschbaum

(74) *Attorney, Agent, or Firm*—Van Dyke, Gardner, Linn & Burkhardt, LLP

(57) **CLAIM**

The ornamental design for the display for a fire alarm, substantially as shown and described.

DESCRIPTION

FIG. 1 is a perspective view of the display for a fire alarm according to the present invention;

FIG. 2 is a front elevation view of the display of FIG. 1;

FIG. 3 is a rear elevation view of the display of FIG. 1;

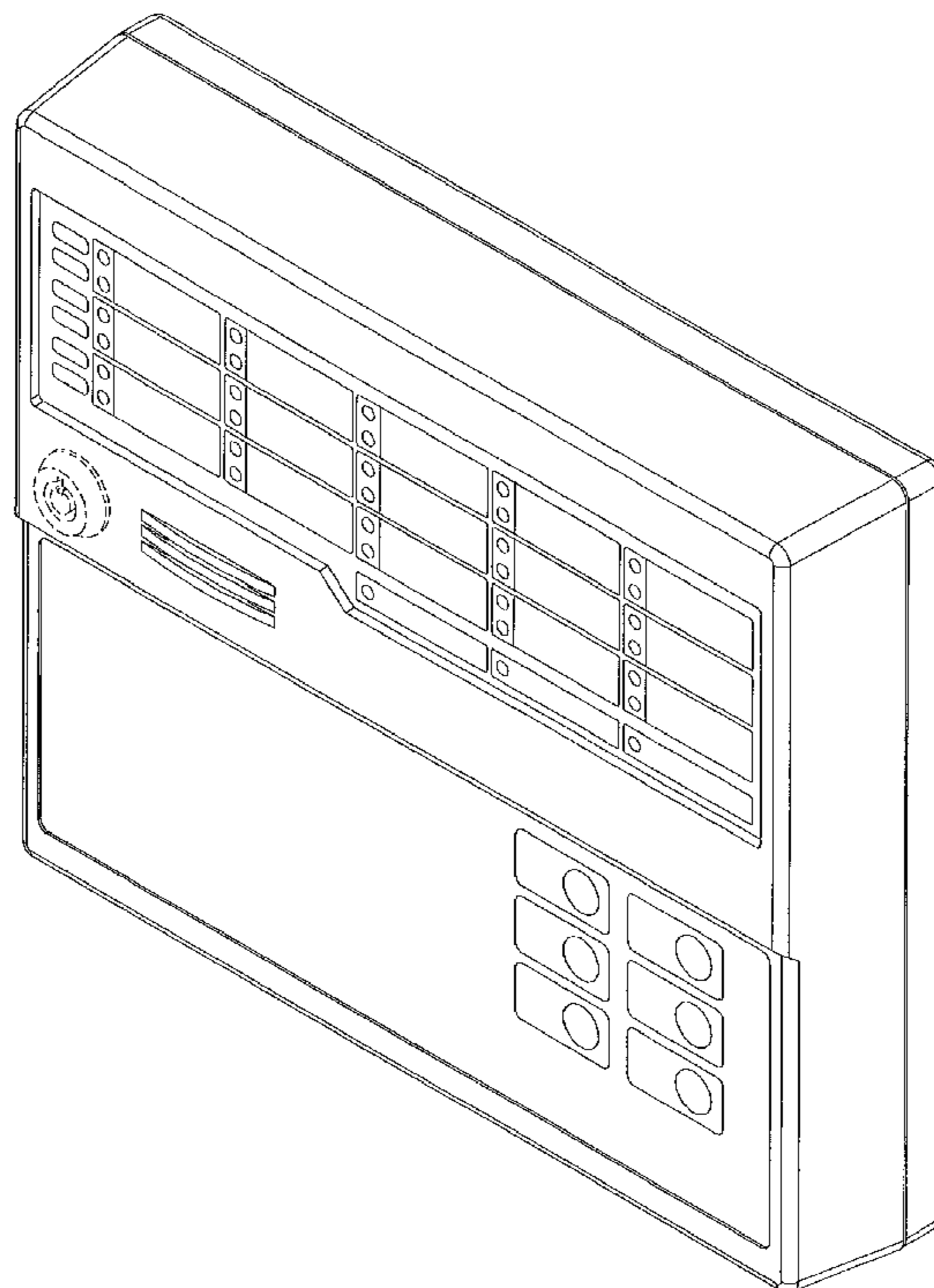
FIG. 4 is a right-side elevation view of the display of FIG. 1;

FIG. 5 is a left-side elevation view of the display of FIG. 1;

FIG. 6 is a top plan view of the display of FIG. 1; and,

FIG. 7 is a bottom plan view of the display of FIG. 1.

1 Claim, 7 Drawing Sheets



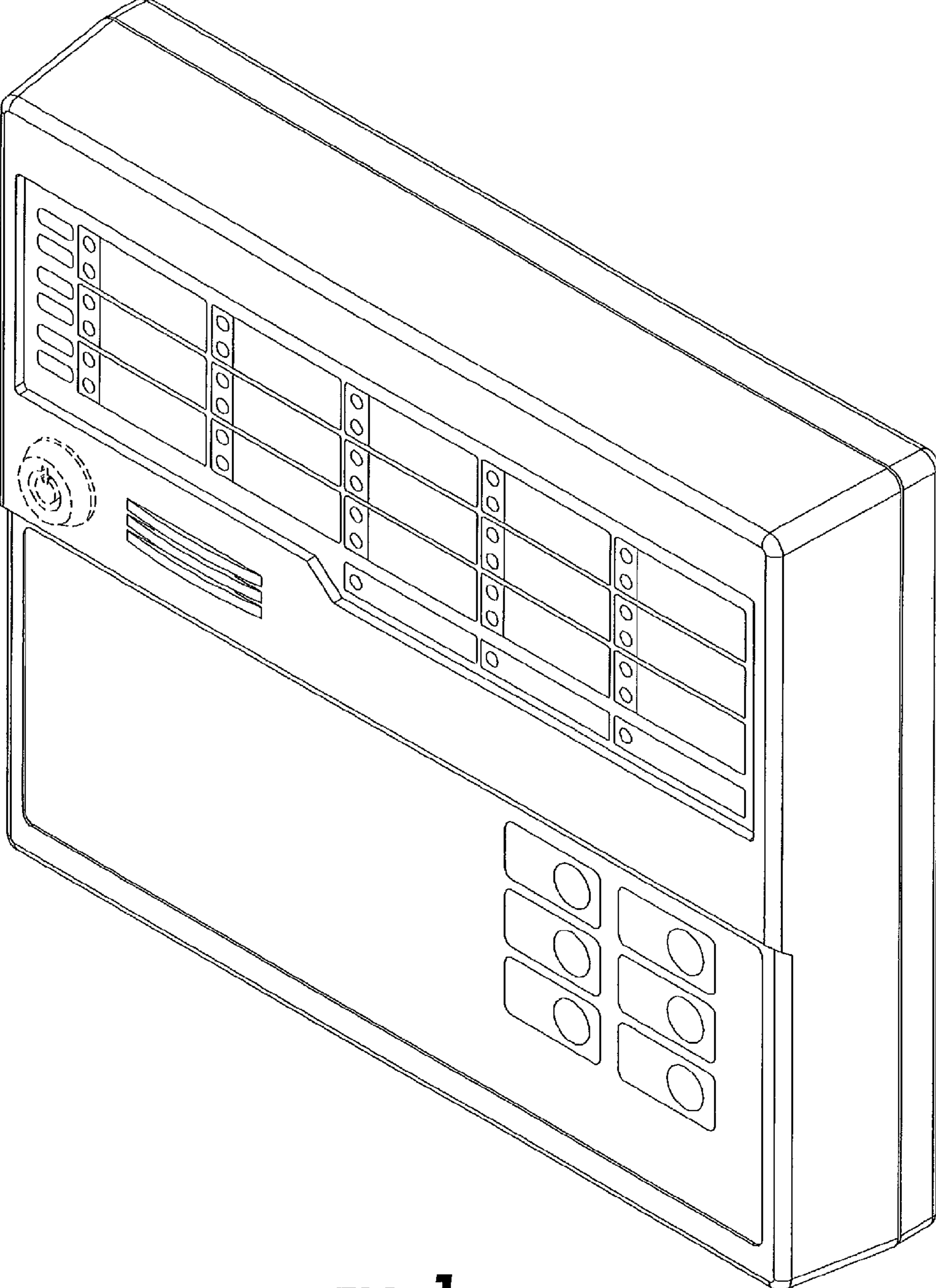


FIG. 1

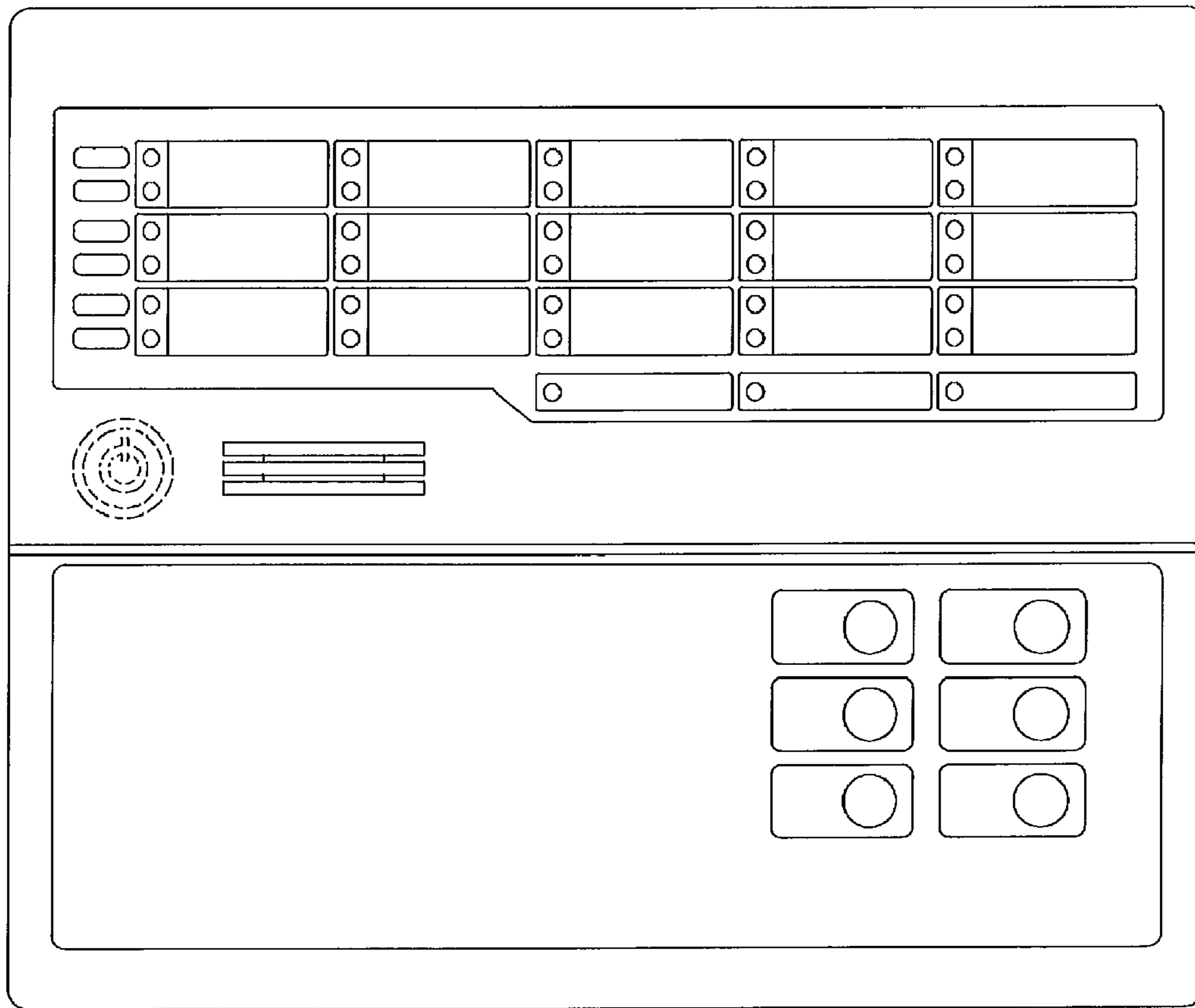


FIG. 2




FIG. 3

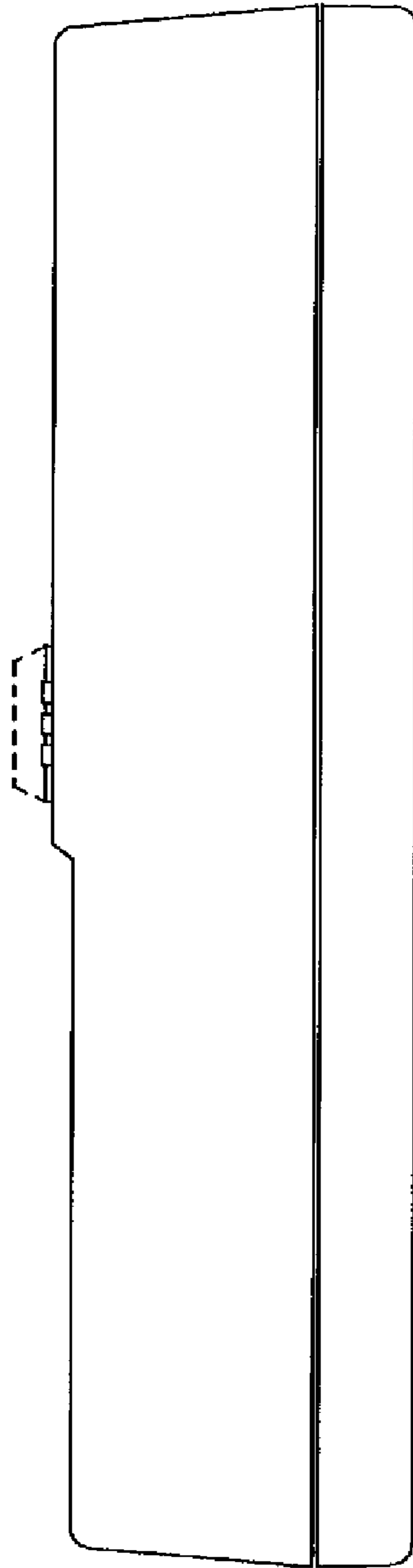


FIG. 4

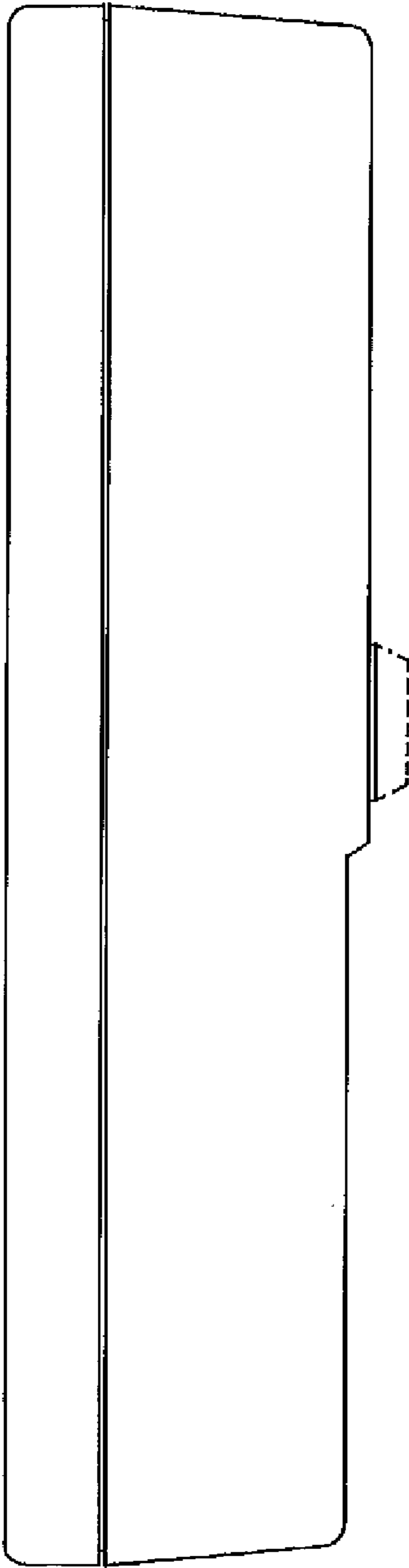


FIG. 5




FIG. 6




FIG. 7