



US00D630526S

(12) **United States Design Patent**  
**Wonderley et al.**

(10) **Patent No.:** **US D630,526 S**  
(45) **Date of Patent:** **\*\* Jan. 11, 2011**

(54) **RAZOR CARTRIDGE DISPENSER**

(75) Inventors: **Jeffrey W. Wonderley**, Fort Defiance, VA (US); **Michael L. Andersen**, New York, NY (US); **David C. Stowers**, Morristown, NJ (US)

(73) Assignee: **American Safety Razor**, Verona, VA (US)

(\*\*) Term: **14 Years**

(21) Appl. No.: **29/361,451**

(22) Filed: **May 11, 2010**

(51) **LOC (9) Cl.** ..... **09-03**

(52) **U.S. Cl.** ..... **D9/749; D9/736**

(58) **Field of Classification Search** ..... D9/749, D9/737, 748, 415; D6/526, 512; D3/201, D3/205; 206/349, 228, 244, 252, 775, 208, 206/493, 354-360, 352; 30/514

See application file for complete search history.

(56) **References Cited**

**U.S. PATENT DOCUMENTS**

D231,198 S *	4/1974	Casselli et al.	.....	D9/736
3,854,201 A *	12/1974	Dawidowicz et al.	.....	30/40.2
D256,997 S *	9/1980	Motta	.....	D9/736
D256,998 S *	9/1980	Motta	.....	D9/736
D312,568 S *	12/1990	Gray	.....	D9/736
D313,175 S	12/1990	Motta		
D358,761 S *	5/1995	Ho	.....	D9/736
5,429,241 A	7/1995	Althaus		
D366,611 S	1/1996	Poisson		
5,518,114 A *	5/1996	Kohring et al.	.....	206/352
5,636,442 A	6/1997	Wain		
D397,290 S	8/1998	Petricca et al.		
D398,522 S *	9/1998	Petricca et al.	.....	D9/736
D398,523 S *	9/1998	Petricca et al.	.....	D9/749
5,867,907 A	2/1999	Terry et al.		
5,946,805 A	9/1999	Oldroyd		
6,041,926 A	3/2000	Petricca et al.		
6,052,903 A	4/2000	Metcalf et al.		
D430,013 S *	8/2000	Shurtleff et al.	.....	D9/749

6,192,586 B1	2/2001	Metcalf et al.
6,237,232 B1	5/2001	Petricca et al.
6,415,517 B1	7/2002	Worrick, III
6,499,595 B1	12/2002	Petricca
6,886,690 B2	5/2005	Petricca

(Continued)

**FOREIGN PATENT DOCUMENTS**

EP 1 577 228 A1 9/2005

(Continued)

*Primary Examiner*—Mark A Goodwin

(74) *Attorney, Agent, or Firm*—McDermott Will & Emery LLP

(57) **CLAIM**

The ornamental design for a razor cartridge dispenser, as shown and described.

**DESCRIPTION**

FIG. 1 is a front perspective view of the razor cartridge dispenser, showing the new design;

FIG. 2 is a front view of the razor cartridge dispenser;

FIG. 3 is a rear view of the razor cartridge dispenser;

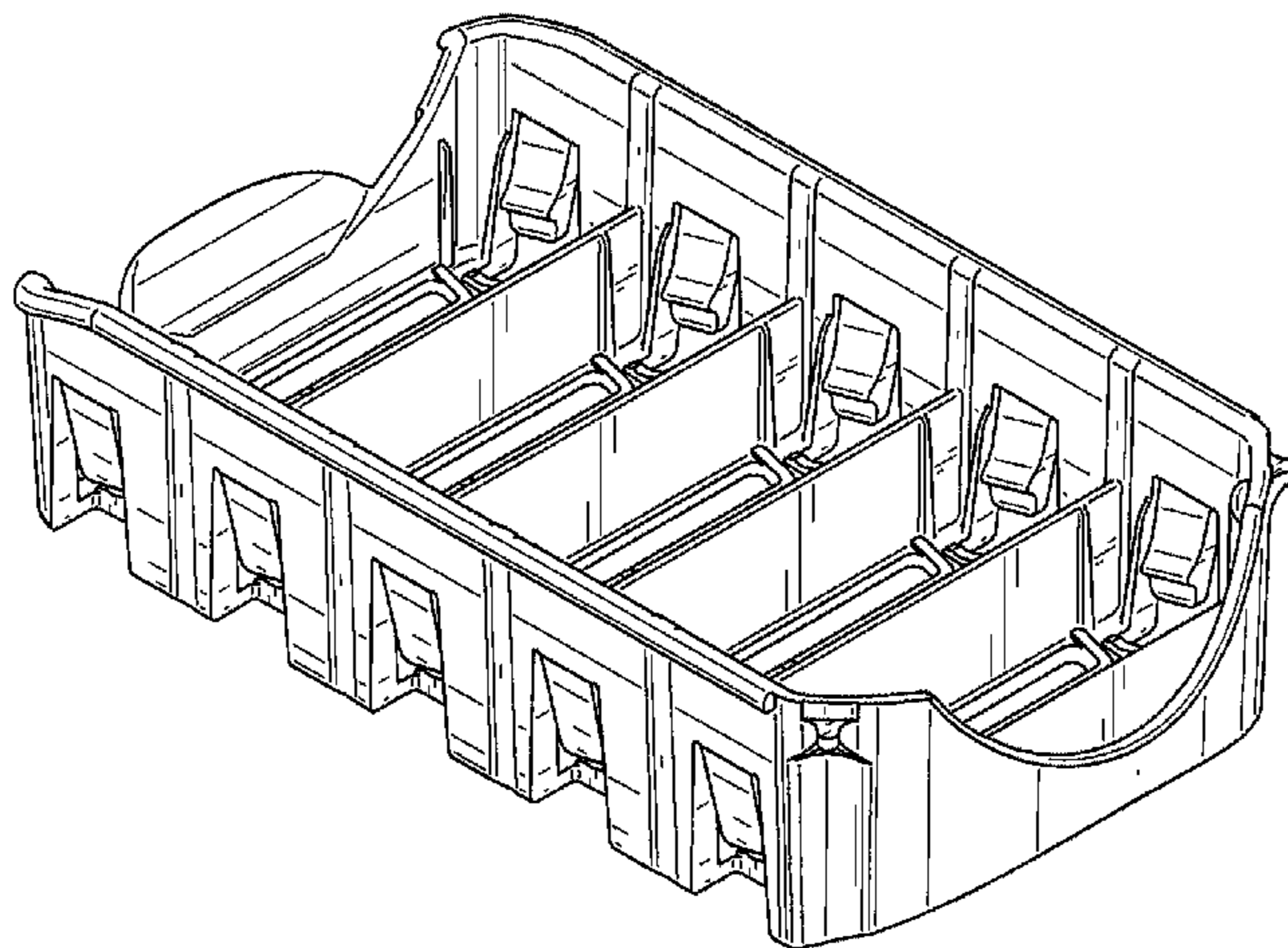
FIG. 4 is a side view of the razor cartridge dispenser;

FIG. 5 is another side view of the razor cartridge dispenser;

FIG. 6 is a top view of the razor cartridge dispenser; and,

FIG. 7 is a bottom view of the razor cartridge dispenser.

**1 Claim, 5 Drawing Sheets**



# US D630,526 S

Page 2

---

U.S. PATENT DOCUMENTS						
				GB	2 437 358	10/2007
				JP	64-22204	1/1989
7,040,024	B2	5/2006	Lukan et al.	JP	64-83206	3/1989
D531,518	S	11/2006	Ramm et al.	JP	07-222619	8/1995
7,159,324	B2	1/2007	Worrick, III	JP	07-227487	8/1995
7,413,078	B2	8/2008	Fischer et al.	JP	2001-002132	1/2001
D596,047	S *	7/2009	Wonderley ..... D9/749	JP	2001-310088	11/2001
2002/0184770	A1	12/2002	Peyser	JP	2003-24121	1/2003
2005/0198825	A1	9/2005	Apprille, Jr.	JP	2006-75188	3/2006
2007/0007155	A1	1/2007	Foster	JP	2006-232325	9/2006
				WO	WO 98/36879	8/1998
FOREIGN PATENT DOCUMENTS						
GB		2 245 859	1/1992			

\* cited by examiner

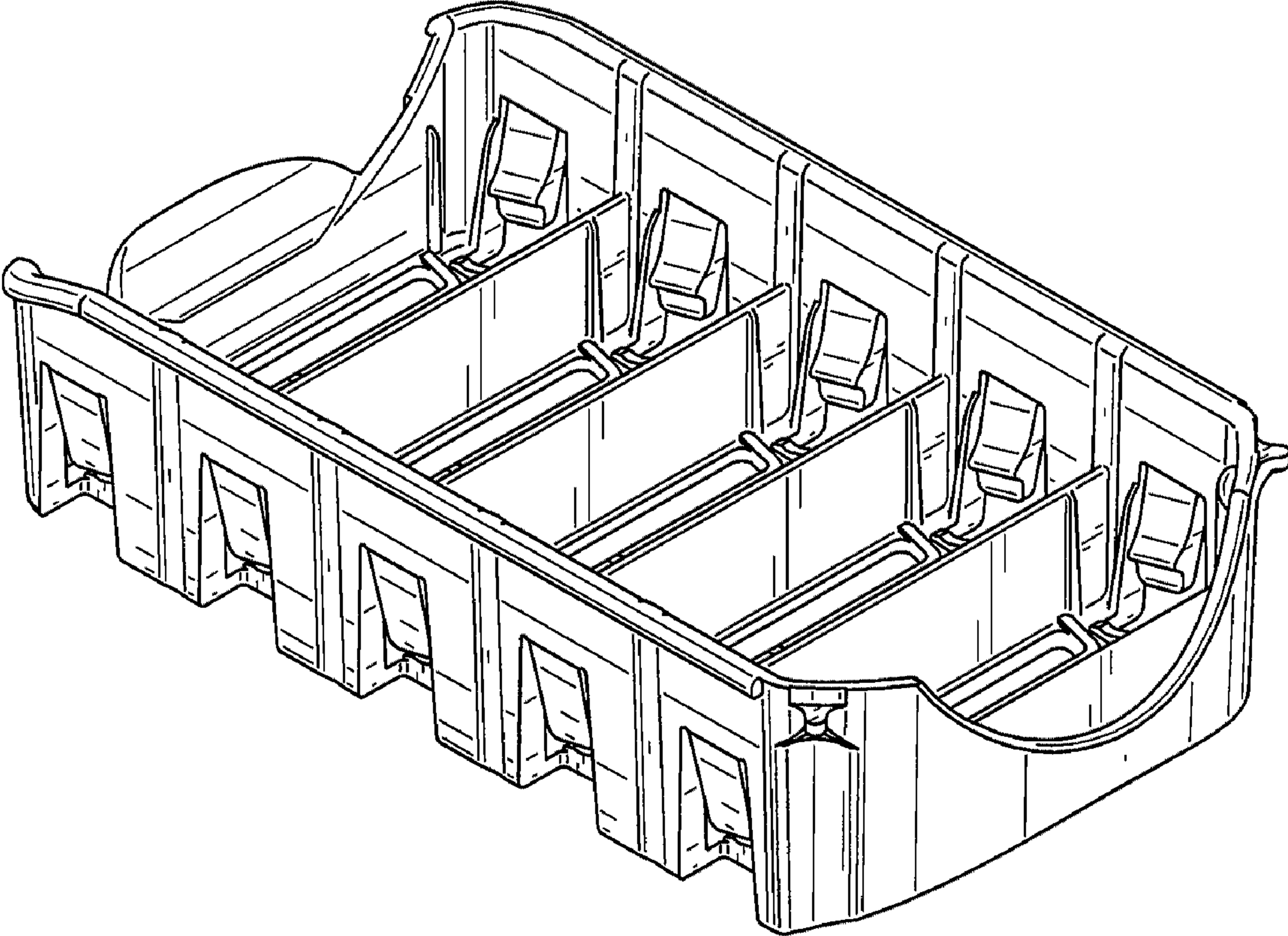


FIG. 1

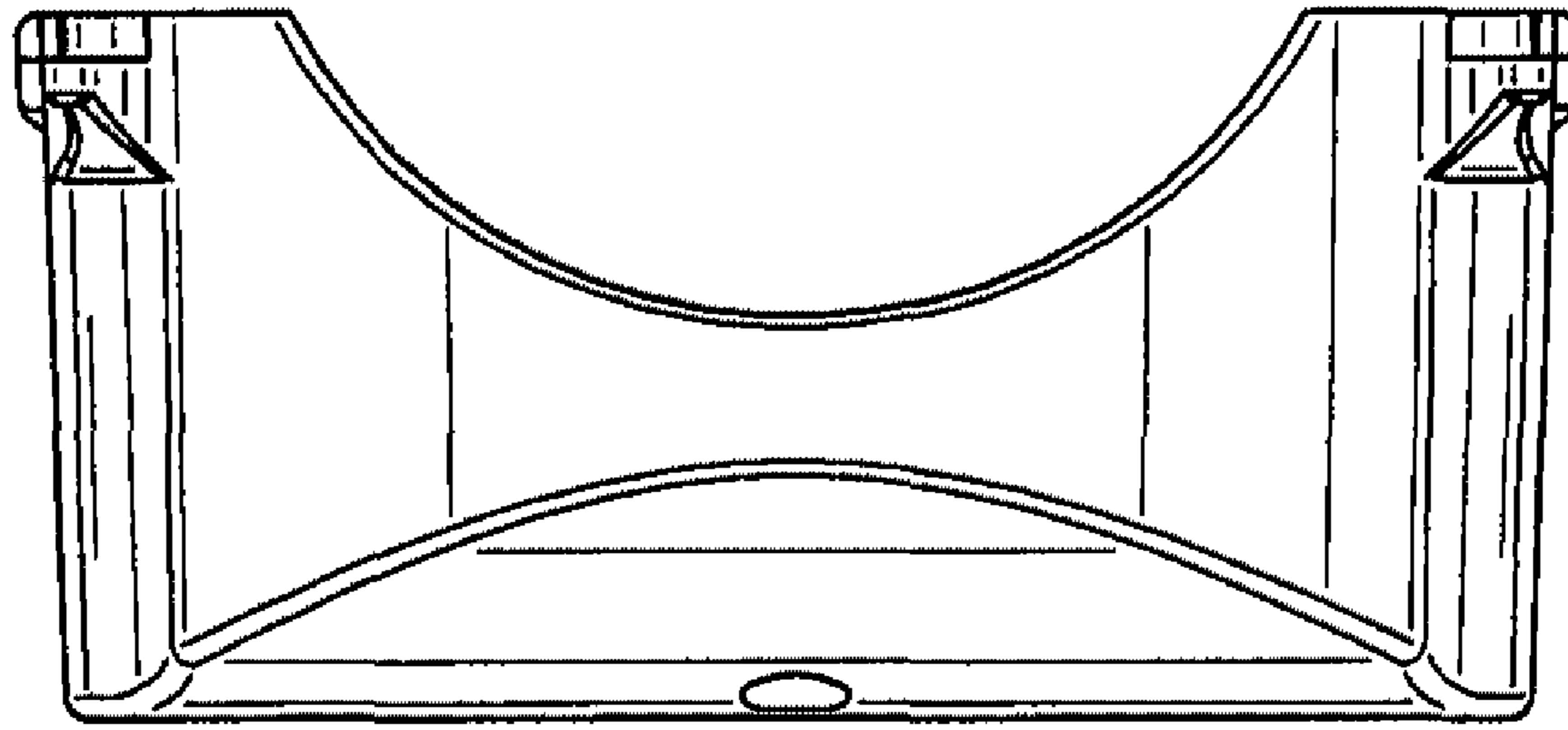


FIG. 2

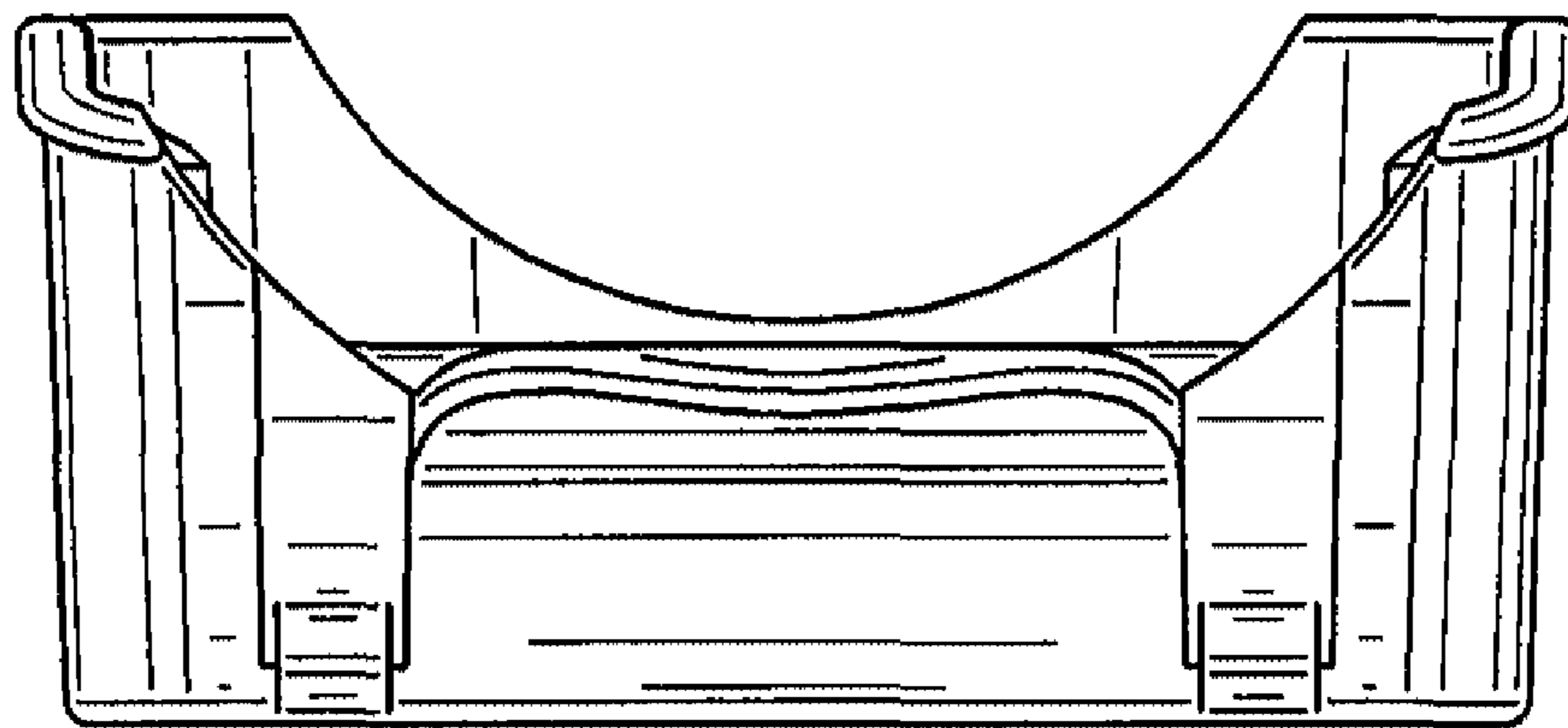


FIG. 3




FIG. 4



FIG. 5

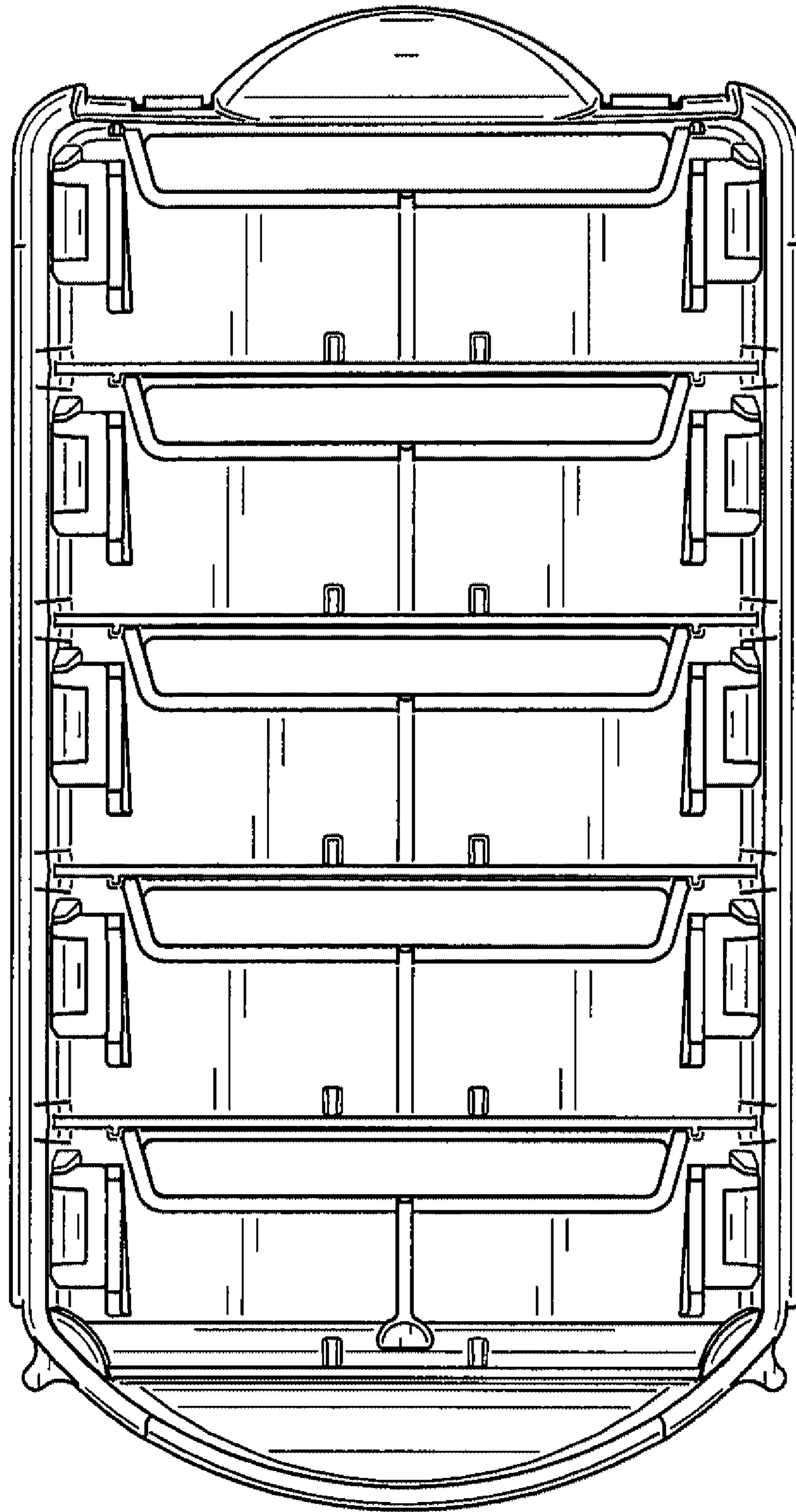


FIG. 6

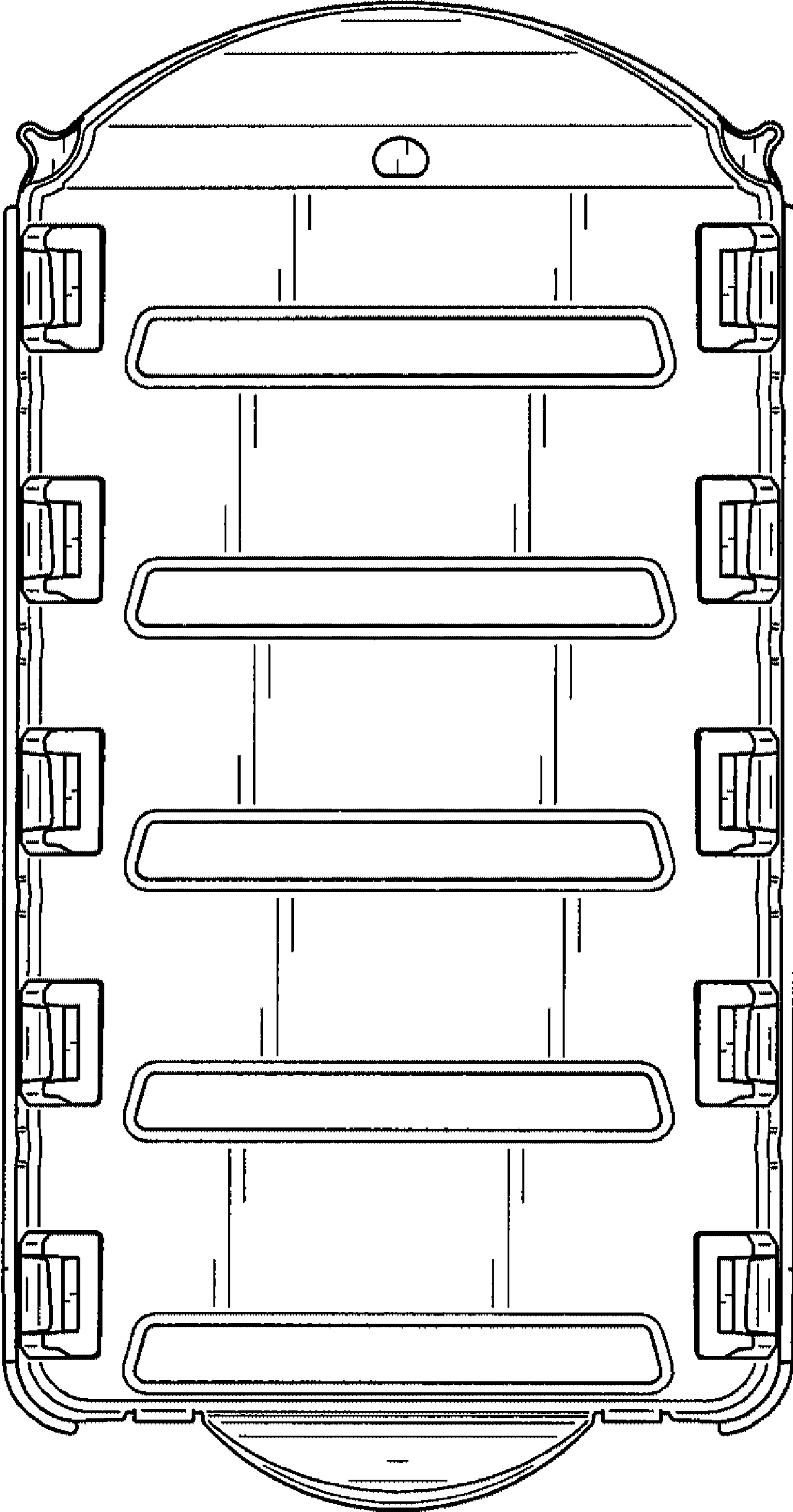


FIG. 7