



US00D630523S

(12) **United States Design Patent**
Dragoo et al.

(10) **Patent No.:** **US D630,523 S**

(45) **Date of Patent:** **** Jan. 11, 2011**

(54) **PACKAGING SLEEVE**

(75) Inventors: **Darrell Dragoo**, Omaha, NE (US);
Curtis H. Stowe, Gretna, NE (US);
Kasey Ann Fuller, Council Bluffs, IA (US);
Sabrina Chan, Elgin, IL (US);
Lori Cerwin, Gurnee, IL (US)

(73) Assignee: **ConAgra Foods ROM, Inc.**, Omaha, NE (US)

(**) Term: **14 Years**

(21) Appl. No.: **29/362,017**

(22) Filed: **May 19, 2010**

(51) **LOC (9) Cl.** **09-05**

(52) **U.S. Cl.** **D9/711**

(58) **Field of Classification Search** D9/702-714,
D9/720, 414, 416, 424, 425, 430, 432, 433,
D9/721; 206/822, 457; 220/890; 229/116.1,
229/87.05, 87.01, 87.19, 87.15, 92, 92.1,
229/92.7; 215/400; 383/109

See application file for complete search history.

(56) **References Cited**

U.S. PATENT DOCUMENTS

3,384,263	A	5/1968	Bernstein	206/519
3,448,888	A	6/1969	Smith et al.	220/781
D312,968	S	12/1990	Wolff	D9/431
D346,720	S	5/1994	Onneweer	D7/629
D356,731	S *	3/1995	Nakaizumi	D9/713
D381,560	S	7/1997	Indekeu	D7/538
D447,688	S	9/2001	Jalet et al.	D9/425
D469,319	S	1/2003	Pettaweebuncha	D7/629
D469,665	S	2/2003	Pettaweebuncha	D7/629
D514,389	S	2/2006	Luna et al.	D7/602
D530,198	S	10/2006	Snedden et al.	D9/432
D551,907	S	10/2007	Zettle et al.	D7/542
D553,493	S *	10/2007	Kracke	D9/711
D553,999	S *	10/2007	Mason	D9/711
D569,722	S	5/2008	Stamper et al.	D9/425

D582,791	S *	12/2008	Elmerhaus	D9/721
D592,075	S *	5/2009	Holcomb	D9/721
D592,526	S *	5/2009	Maude et al.	D9/713
D600,940	S *	9/2009	Eliaš et al.	D6/407
D601,418	S *	10/2009	Bone et al.	D9/431
D608,635	S *	1/2010	Blick	D9/711
D619,477	S *	7/2010	Frizell et al.	D9/702
D621,282	S *	8/2010	Yagi	D9/711

* cited by examiner

Primary Examiner—Caron Veynar

Assistant Examiner—Abraham Bahta

(74) *Attorney, Agent, or Firm*—Advent IP; Ryan T. Grace

(57) **CLAIM**

The ornamental design for a packaging sleeve, as shown and described.

DESCRIPTION

FIG. 1 is a perspective view of a packaging sleeve indicating a position of a prepared product indicator field in relation to a position of an ingredient indicator field.

FIG. 2 is a front plan view of the packaging sleeve of FIG. 1, which indicates a position of a prepared product indicator field in relation to a position of an ingredient indicator field.

FIG. 3 is a back plan view of the packaging sleeve of FIG. 1.

FIG. 4 is a first side plan view of the packaging sleeve of FIG. 1.


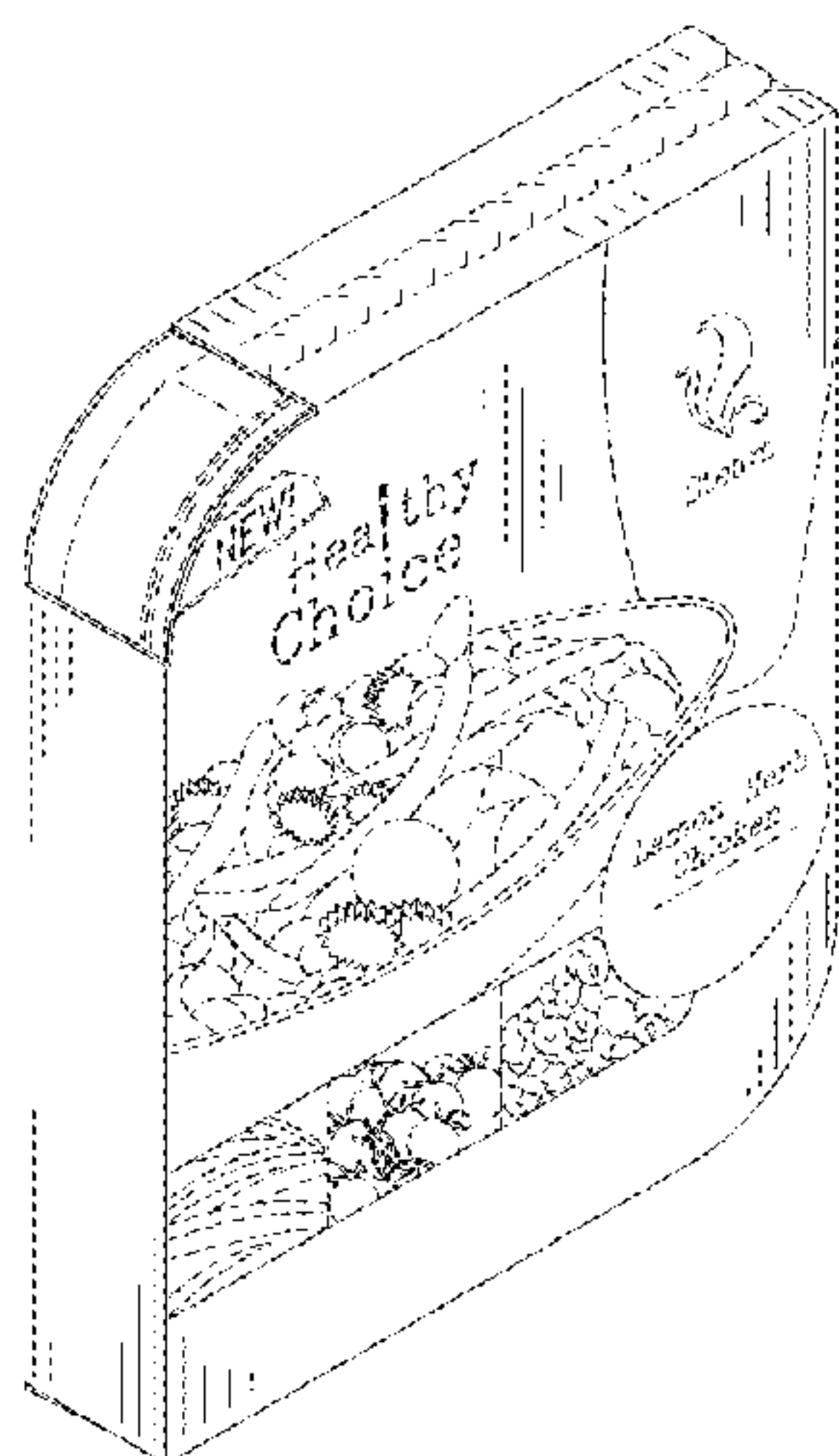
FIG. 5 is a second side plan view of the packaging sleeve of FIG. 1.

FIG. 6 is a third side plan view of the packaging sleeve of FIG. 1; and,

FIG. 7 is a fourth side plan view of the packaging sleeve of FIG. 1.

Portions of FIGS. 1-2 and 4-7 are shown in dashed lines for illustrative purposes only and form no part of the claimed design.

1 Claim, 7 Drawing Sheets






Fig. 1




Fig. 2




Fig. 3

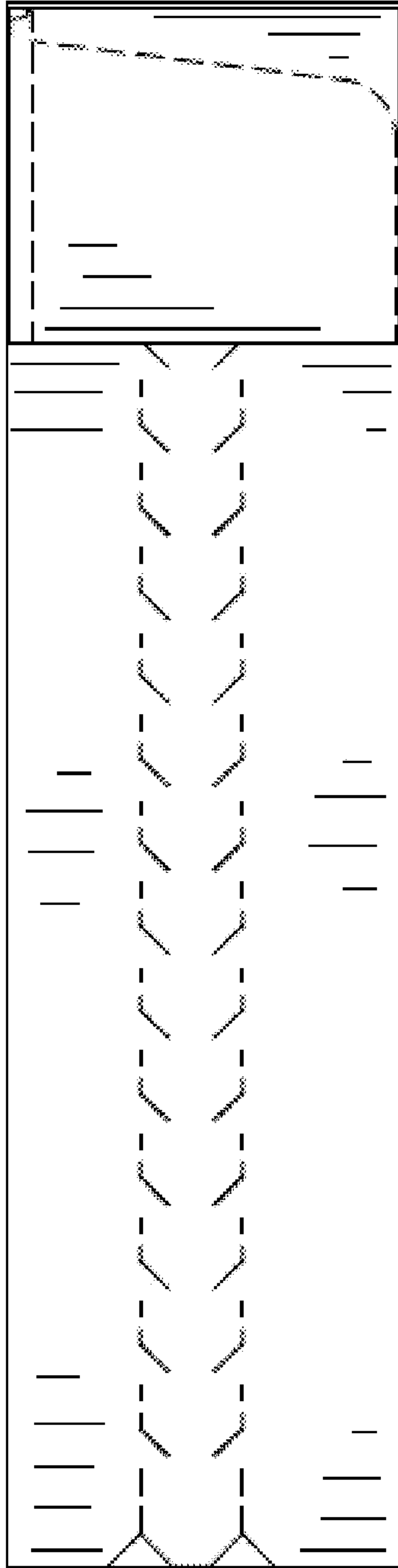


Fig. 4




Fig. 5




Fig. 6




Fig. 7

UNITED STATES PATENT AND TRADEMARK OFFICE
CERTIFICATE OF CORRECTION

PATENT NO. : D630,523 S
APPLICATION NO. : 29/362017
DATED : January 11, 2011
INVENTOR(S) : Darrell Dragoo et al.

Page 1 of 1

It is certified that error appears in the above-identified patent and that said Letters Patent is hereby corrected as shown below:

On the Title Page:

Item (73) Assignee should read: ConAgra Foods RDM, Inc., Omaha, NE (US)

Signed and Sealed this
First Day of March, 2011

A handwritten signature in black ink that reads "David J. Kappos". The signature is written in a cursive, slightly slanted style.

David J. Kappos
Director of the United States Patent and Trademark Office