



US00D630522S

(12) **United States Design Patent**
Harvey et al.

(10) **Patent No.:** **US D630,522 S**
(45) **Date of Patent:** **** Jan. 11, 2011**

(54) **SACHET**

(75) Inventors: **Sean Richard Harvey**, London (GB);
Adam Derek Kershaw Swan, London (GB)

(73) Assignee: **Conopco, Inc.**, Englewood Cliffs, NJ (US)

(**) Term: **14 Years**

(21) Appl. No.: **29/360,414**

(22) Filed: **Apr. 26, 2010**

(30) **Foreign Application Priority Data**

Oct. 28, 2009 (GB) 4013053

(51) **LOC (9) Cl.** **09-05**

(52) **U.S. Cl.** **D9/707**

(58) **Field of Classification Search** D9/702-703,
D9/707, 709, 711, 713, 430-431, 761, 414,
D9/416, 417, 695-696; 426/106, 115, 119,
426/120, 122, 132, 134, 410; 222/82, 107,
222/92, 527; 206/229, 484, 527; D24/118,
D24/207; 383/207, 200, 63, 209

See application file for complete search history.

(56) **References Cited**

U.S. PATENT DOCUMENTS

D347,993 S * 6/1994 Lane et al. D9/707

5,330,075 A * 7/1994 Brown, Sr. 222/82
D386,398 S * 11/1997 Davis D9/707
D553,006 S * 10/2007 Pige D9/702
D574,259 S * 8/2008 Roskamp D9/720
D619,478 S * 7/2010 Drewnowski et al. D9/707
D620,372 S * 7/2010 Latour D9/702

* cited by examiner

Primary Examiner—Caron Veynar

Assistant Examiner—Abraham Bahta

(74) *Attorney, Agent, or Firm*—Alan A. Bornstein

(57) **CLAIM**

The ornamental design for a sachet, as shown and described.

DESCRIPTION

FIG. 1 is a perspective view of the sachet showing our new design;

FIG. 2 is a front elevational view thereof,

FIG. 3 is a rear elevational view thereof,

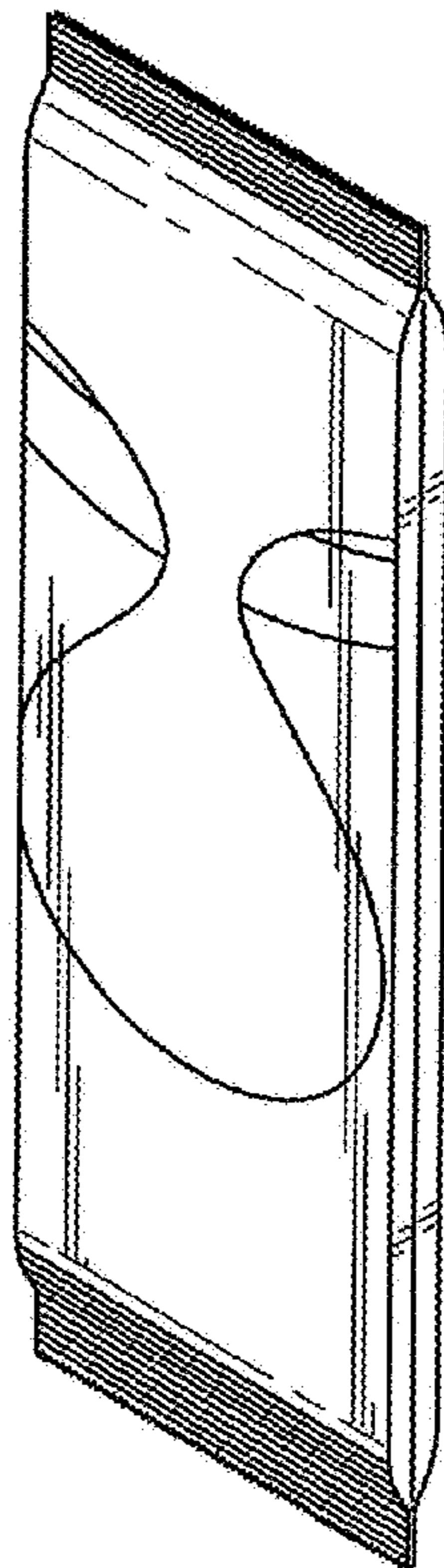
FIG. 4 is a left side elevational view thereof,

FIG. 5 is a right side elevational view thereof,

FIG. 6 is a top plan view thereof; and,

FIG. 7 is a bottom plan view thereof.

1 Claim, 3 Drawing Sheets



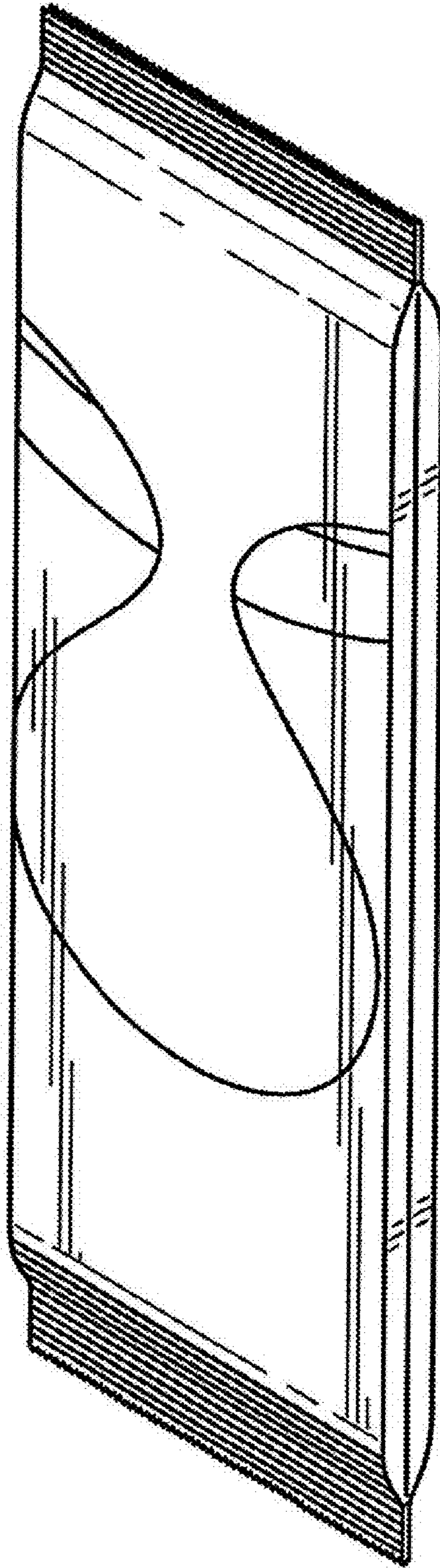


Fig. 1.

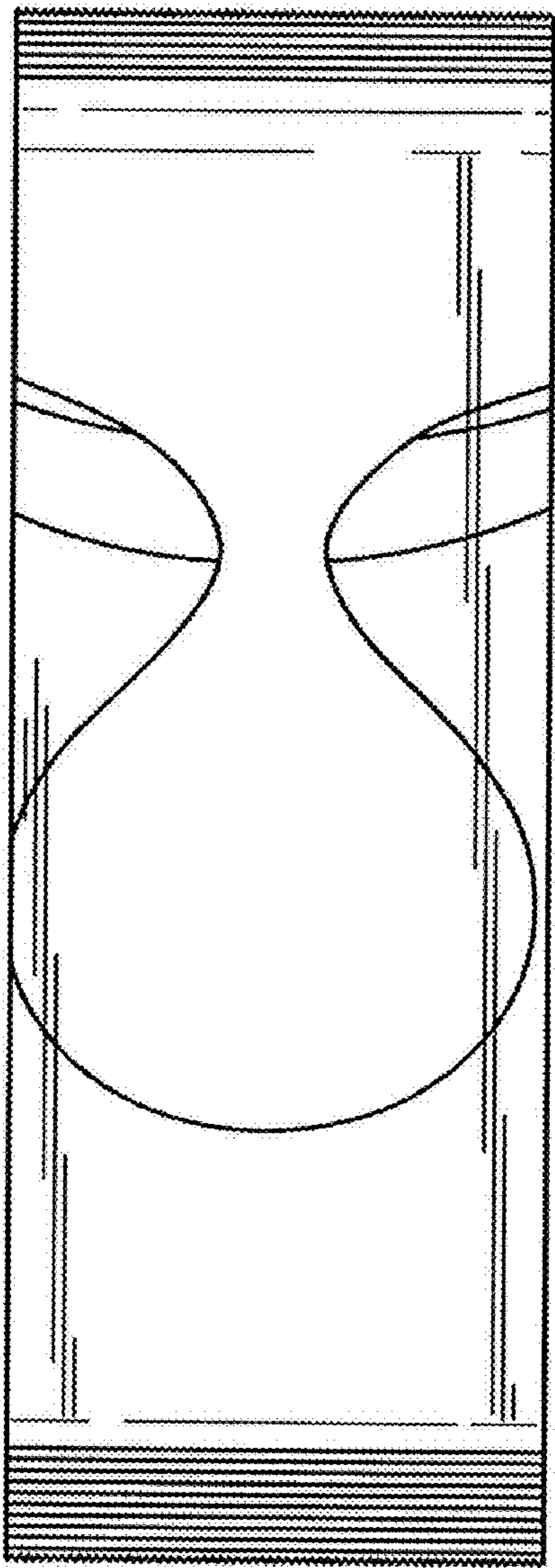


Fig.2.

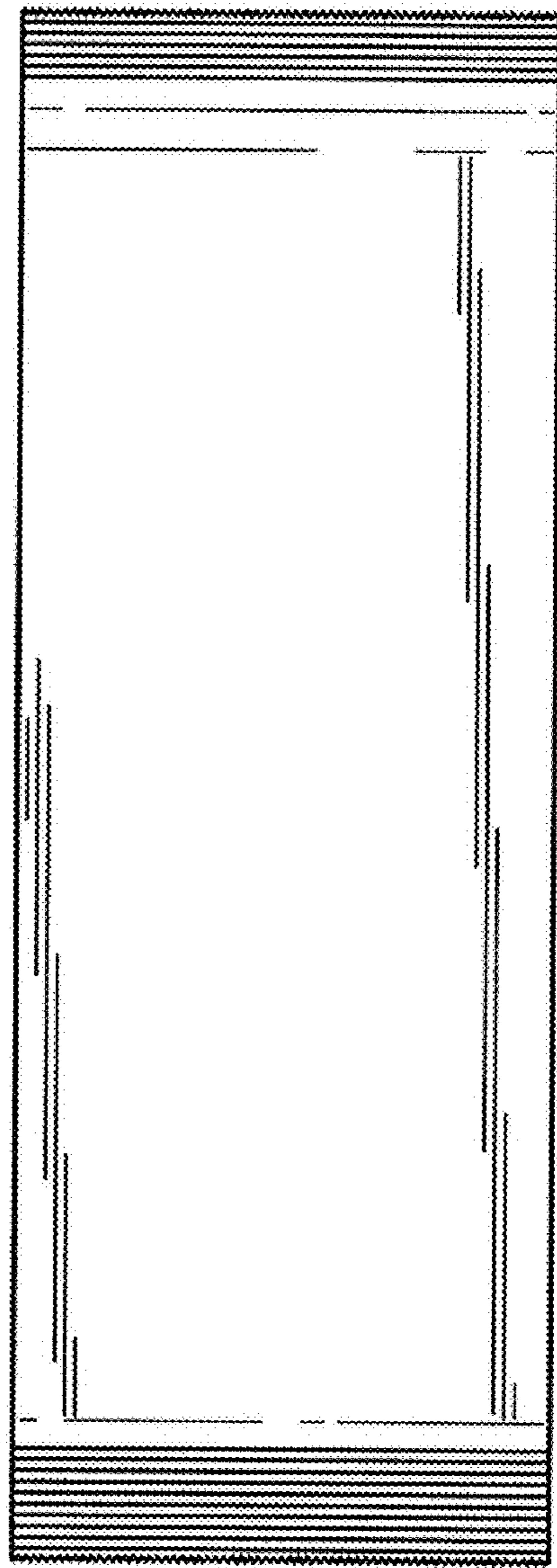


Fig.3.



Fig.4.



Fig.5.




Fig.6.



Fig.7.