



US00D630503S

(12) **United States Design Patent**
Abdalkhani et al.

(10) **Patent No.:** **US D630,503 S**

(45) **Date of Patent:** **** *Jan. 11, 2011**

(54) **WINDOWED PACKAGE**

(75) Inventors: **Ida Abdalkhani**, Cincinnati, OH (US);
Valerie Michelle Aurilio, Wyoming, OH
(US); **Tanya Nicole Blasko**, Cincinnati,
OH (US); **Anne Claire Gibble**,
Cincinnati, OH (US); **Joseph Estill**
Lennon, Glendale, OH (US)

(73) Assignee: **The Procter & Gamble Company**,
Cincinnati, OH (US)

(*) Notice: This patent is subject to a terminal dis-
claimer.

(**) Term: **14 Years**

(21) Appl. No.: **29/335,765**

(22) Filed: **Apr. 21, 2009**

(51) **LOC (9) Cl.** **09-03**

(52) **U.S. Cl.** **D9/418**

(58) **Field of Classification Search** D9/414-418,
D9/420-426, 430-433; D7/357, 629, 602,
D7/553.1-553.8, 538, 591, 615; 206/315.9,
206/485, 521.1, 539, 564, 541, 546, 588,
206/766, 779, 822; 220/23.8, 23.83, 315,
220/324, 326, 367, 556, 4.21, 4.23, 835,
220/839; 229/406, 902-904, 906, 407, 110;
D6/470, 397, 441

See application file for complete search history.

(56) **References Cited**

U.S. PATENT DOCUMENTS

D329,376 S * 9/1992 Burd D9/418

D396,329 S * 7/1998 Litton D28/82
D467,495 S * 12/2002 Lenz et al. D9/418
D483,663 S * 12/2003 Sherman D9/415
D488,062 S * 4/2004 Shannon D9/418
D543,450 S * 5/2007 Watzig et al. D9/418
D554,497 S * 11/2007 VanDerStighelen D9/711
D576,483 S * 9/2008 Wintmolders et al. D9/418
D601,415 S * 10/2009 Seum et al. D9/418

* cited by examiner

Primary Examiner—Daniel D Bui

Assistant Examiner—Thomas J Johannes

(74) *Attorney, Agent, or Firm*—Mark A. Charles; Andrew J.
Hagerty

(57) **CLAIM**

The ornamental design for a windowed package, as shown
and described.

DESCRIPTION

FIG. 1 is a front perspective view of a windowed package
showing our new design;

FIG. 2 is front elevation view thereof;

FIG. 3 is a rear elevation view thereof;

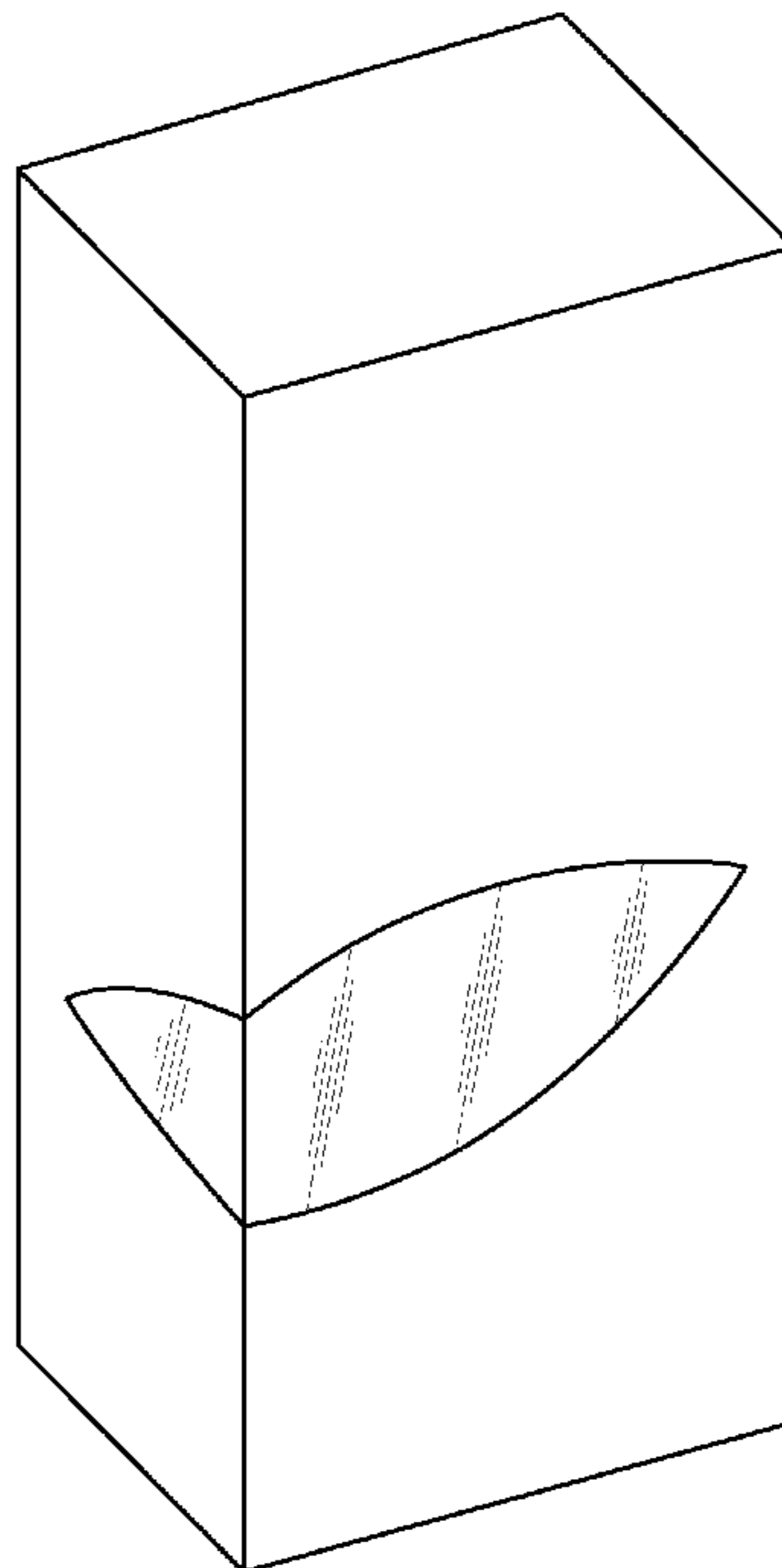
FIG. 4 is a left side elevation view thereof;

FIG. 5 is a right side elevation view thereof;

FIG. 6 is a top plan view thereof; and,

FIG. 7 is a bottom plan view thereof.

1 Claim, 4 Drawing Sheets



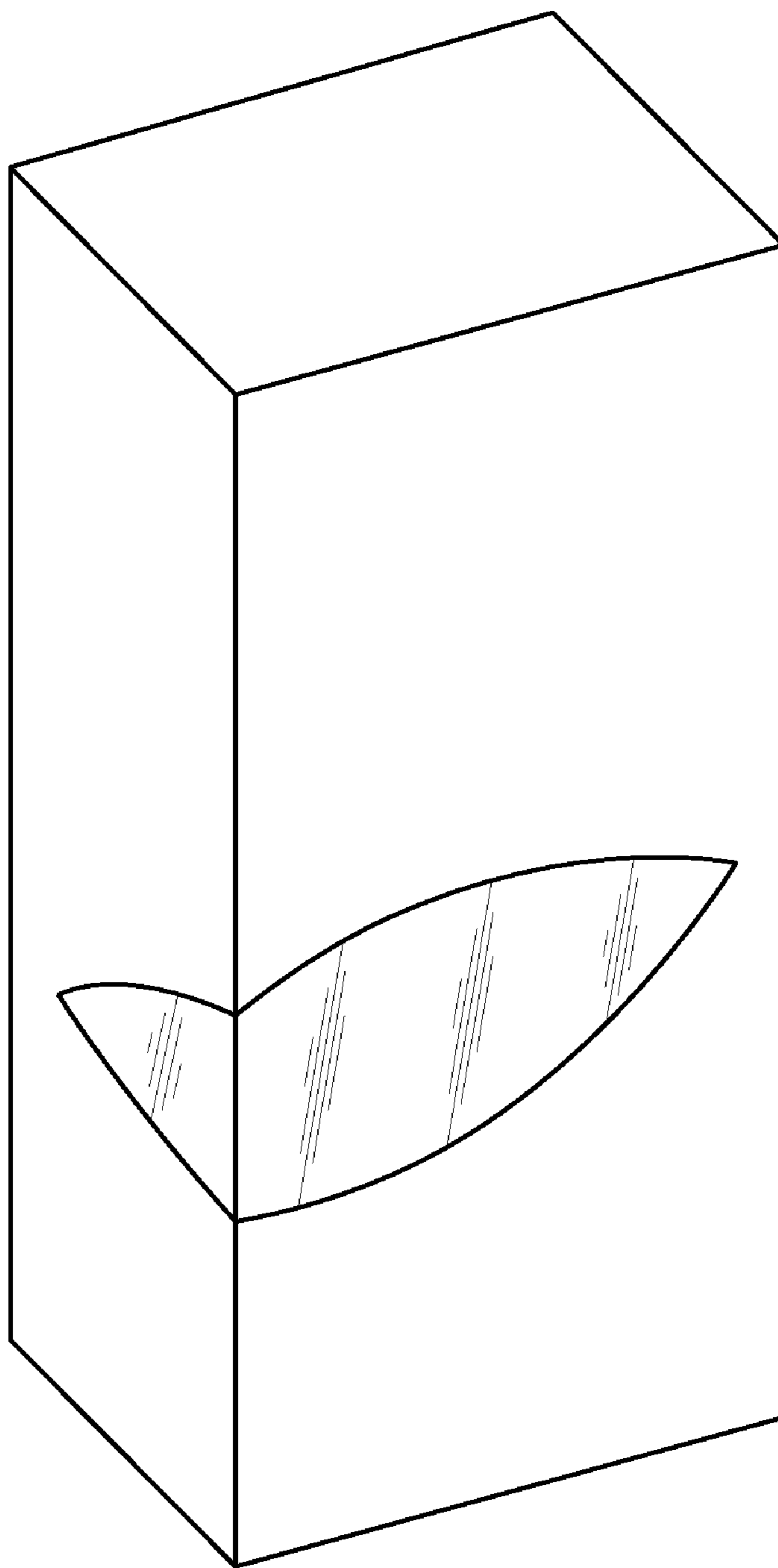


Fig. 1

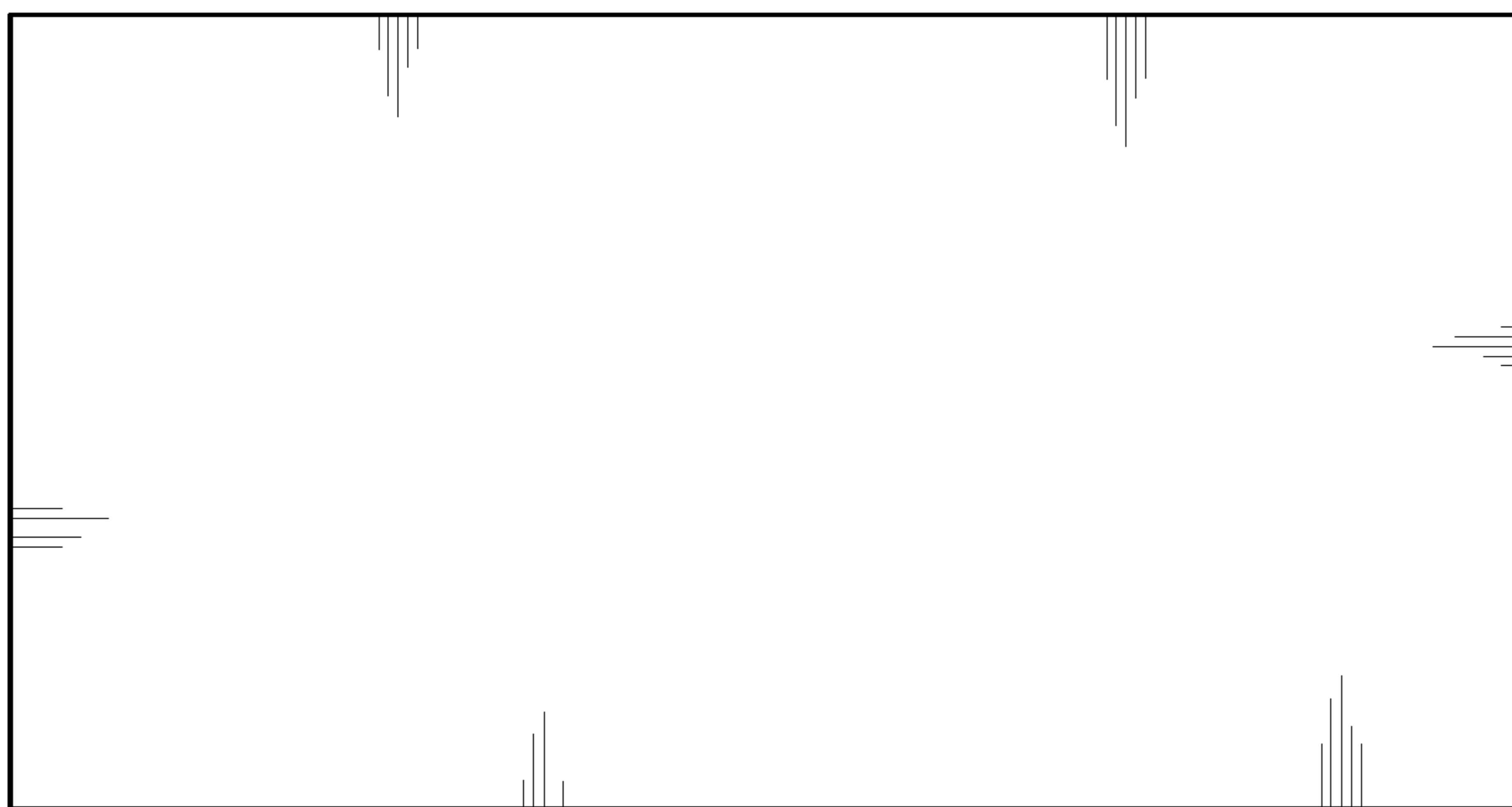


Fig. 3

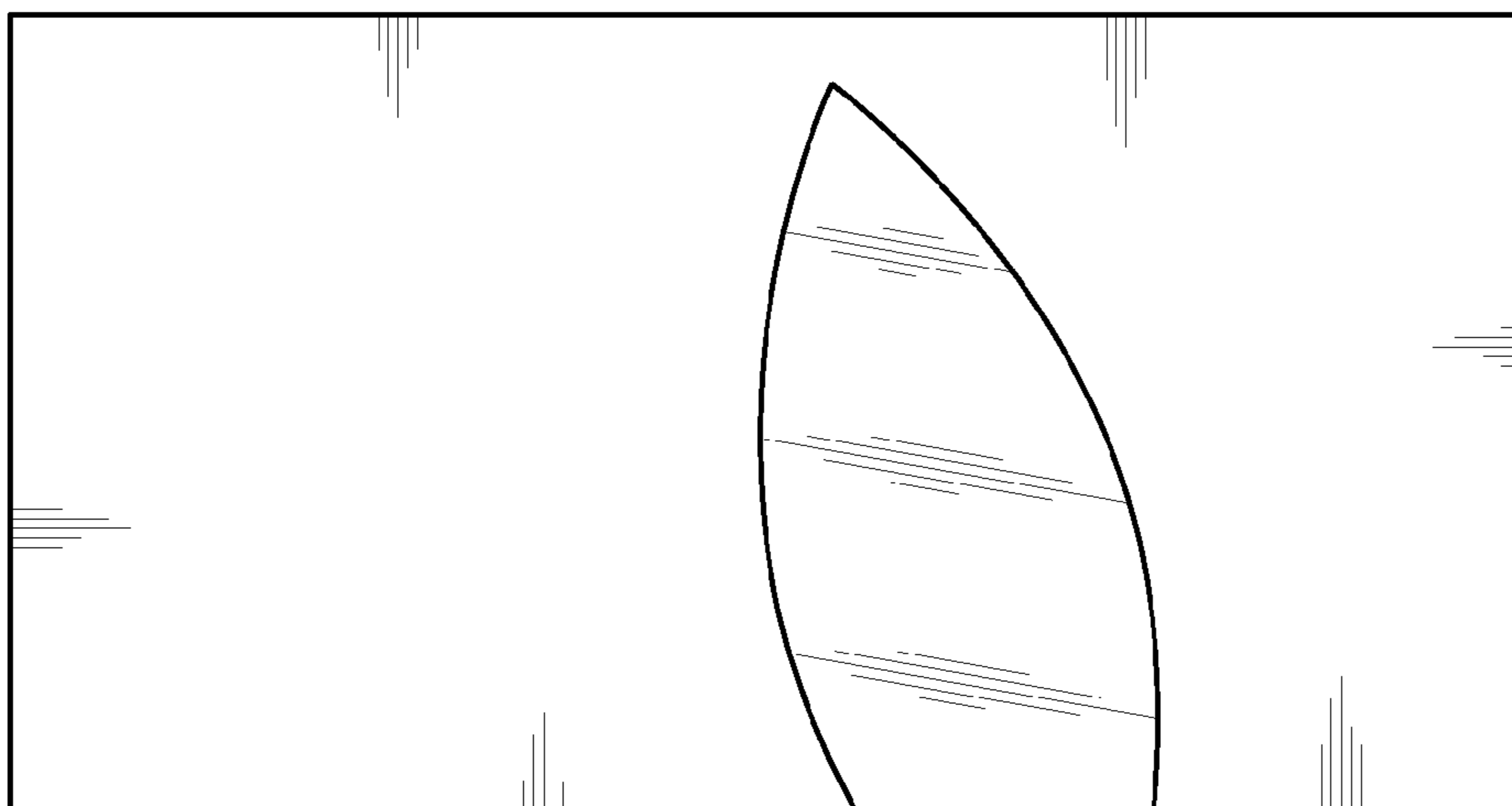


Fig. 2

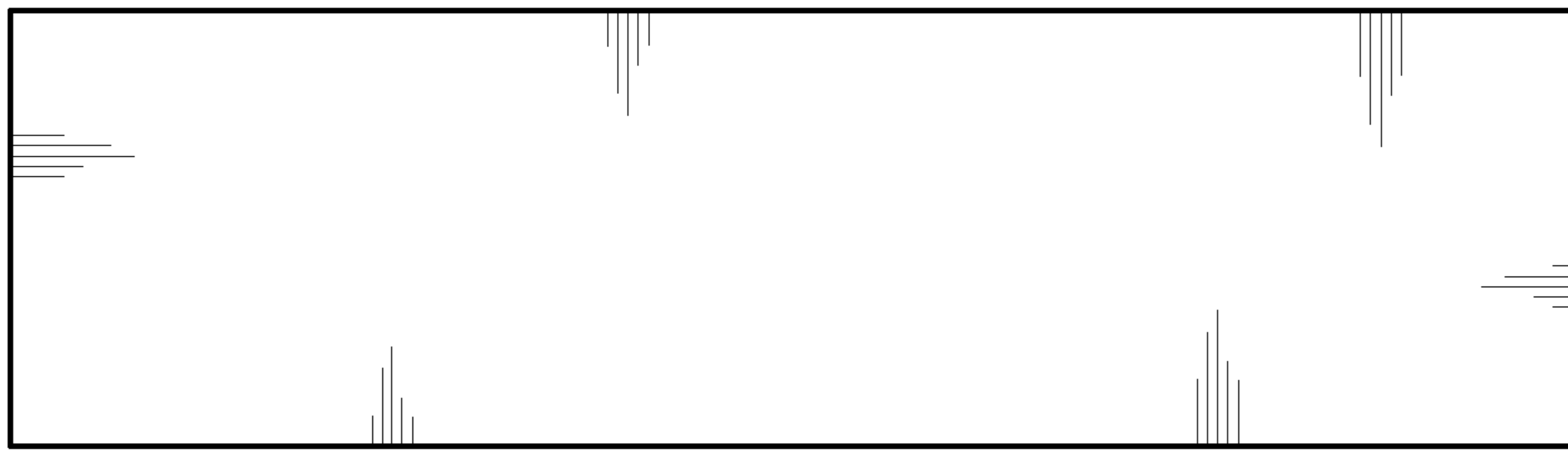


Fig. 5

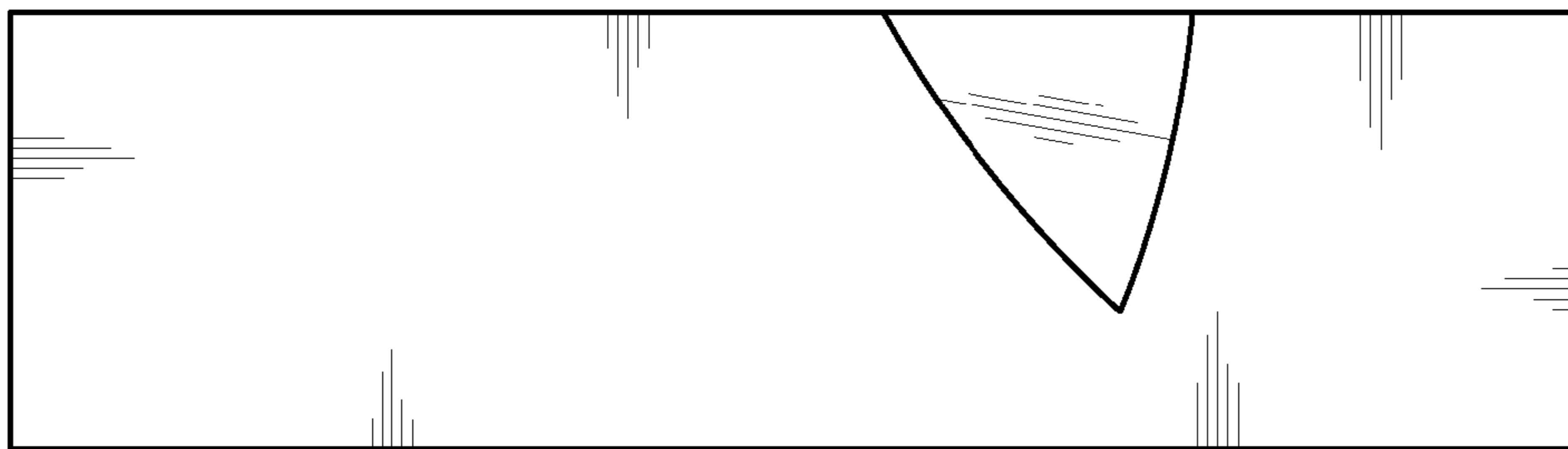


Fig. 4



Fig. 7



Fig. 6