



US00D630488S

(12) **United States Design Patent**  
**Tieu et al.**

(10) **Patent No.:** **US D630,488 S**

(45) **Date of Patent:** **\*\* Jan. 11, 2011**

(54) **PADDLE ACTUATOR**

(75) Inventors: **Loc Ba Tieu**, Exton, PA (US); **Andrew Douglas Johnson**, Wilmington, DE (US)

(73) Assignee: **Southco, Inc.**, Concordville, PA (US)

(\*\*) Term: **14 Years**

(21) Appl. No.: **29/304,924**

(22) Filed: **Mar. 10, 2008**

(51) **LOC (9) Cl.** ..... **08-06**

(52) **U.S. Cl.** ..... **D8/302**

(58) **Field of Classification Search** ..... D8/300,  
D8/301, 302, 313, 338, 306; 70/208; 292/347,  
292/336.3, DIG. 31; D12/196

See application file for complete search history.

(56) **References Cited**

**U.S. PATENT DOCUMENTS**

2,427,386	A *	9/1947	Claud-Mantle	.....	292/169.11
2,840,407	A *	6/1958	Sellon, Jr.	.....	292/169
2,900,204	A *	8/1959	Pelcin	.....	292/173
2,987,908	A *	6/1961	Pelcin	.....	70/483
D218,672	S *	9/1970	Lauper	.....	D8/302
D303,617	S *	9/1989	Russell et al.	.....	D8/306
D303,618	S *	9/1989	Russell et al.	.....	D8/306
D303,619	S *	9/1989	Russell et al.	.....	D8/313
D304,155	S *	10/1989	Russell et al.	.....	D8/303
D314,131	S *	1/1991	Russell et al.	.....	D8/321
5,127,686	A *	7/1992	Gleason et al.	.....	292/216
D346,731	S *	5/1994	Larsen et al.	.....	D8/301
D373,298	S *	9/1996	Miehe et al.	.....	D8/302
5,586,458	A *	12/1996	Weinerman et al.	.....	70/208
D383,664	S *	9/1997	Bennett	.....	D8/331
D417,555	S *	12/1999	Yared et al.	.....	D6/306
D419,421	S *	1/2000	Larsen et al.	.....	D8/306
D459,969	S *	7/2002	Larsen et al.	.....	D8/302
D465,142	S *	11/2002	Weinerman et al.	.....	D8/302
6,708,537	B1 *	3/2004	Eschweiler et al.	.....	70/208
6,802,544	B1 *	10/2004	Lane	.....	292/336.3

7,158,044	B2 *	1/2007	Monig et al.	.....	340/686.6
7,237,411	B2 *	7/2007	Pantke et al.	.....	70/208
D564,855	S *	3/2008	Hidding et al.	.....	D8/302
D588,895	S *	3/2009	Eschweiler et al.	.....	D8/302

**OTHER PUBLICATIONS**

Cable Manufacturing and Assembly Co. Inc., Mini Lever Actuator, Model 11764 shown on p. 1 of 5-page Specifications Document for Remote Actuation Systems Actuators, printed from www.cmacable.com on May 7, 2008.

Cable Manufacturing and Assembly Co. Inc., Lever Actuator, Model 11605, shown on p. 2 of 5-page Specifications Document for Remote Actuation Systems Actuators, printed from www.cmacable.com on May 7, 2008.

\* cited by examiner

*Primary Examiner*—Paula Greene

(74) *Attorney, Agent, or Firm*—Paul & Paul

(57) **CLAIM**

The ornamental design for an paddle actuator, as shown and described.

**DESCRIPTION**

FIG. 1 is a top plan view of a paddle actuator showing our new design, with the handle depressed;

FIG. 2 is a bottom elevational view thereof;

FIG. 3 is a right side elevational view thereof;

FIG. 4 is a left side elevational view thereof;

FIG. 5 is a front elevational view thereof;

FIG. 6 is a rear elevational view thereof;

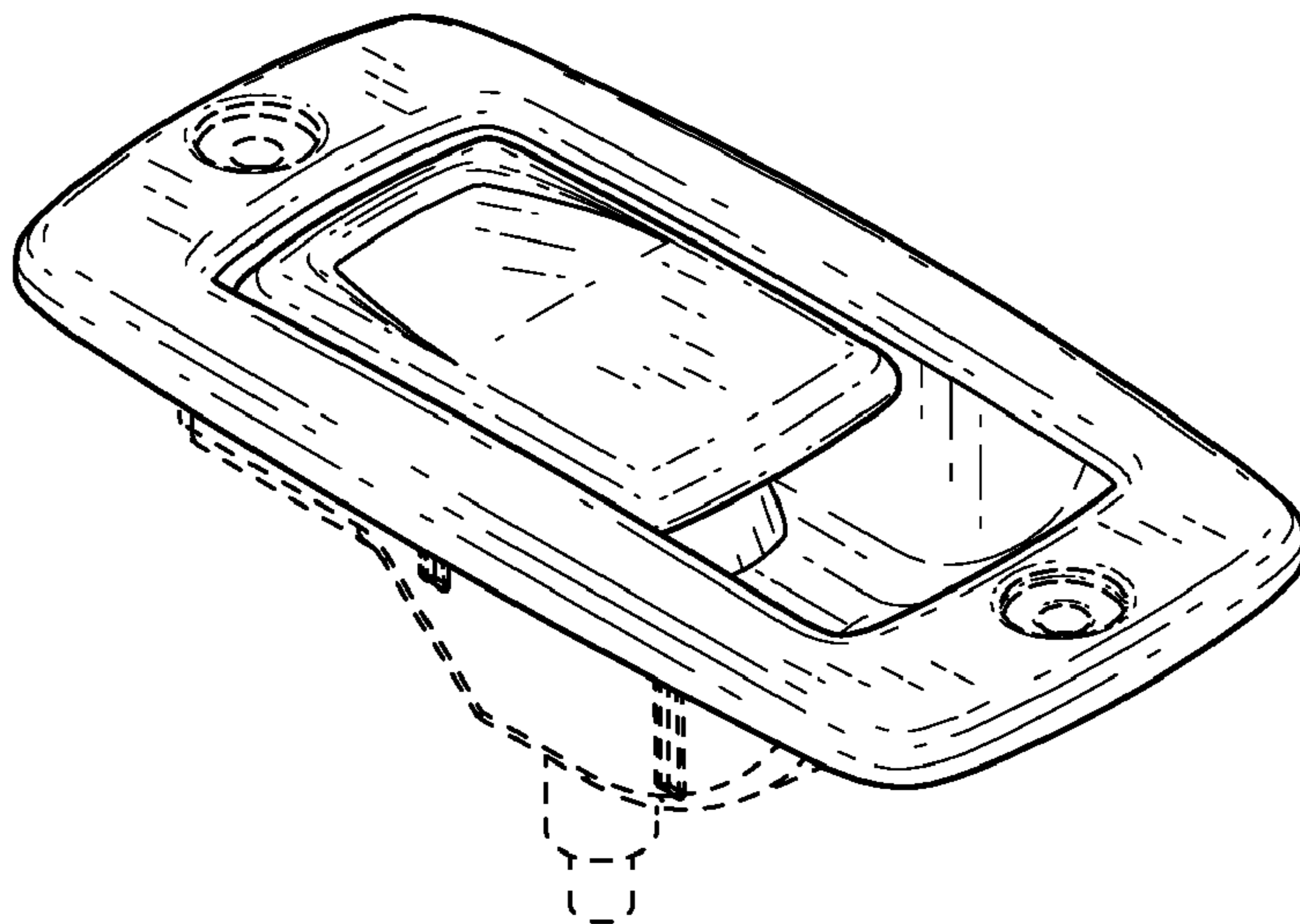
FIG. 7 is a top perspective view thereof; and,

FIG. 8 is a bottom perspective view thereof.

The bottom views, as seen in FIGS. 2 and 8 of the combination handle and handle-housing are not claimed.

The broken lines form no part of the claimed design.

**1 Claim, 2 Drawing Sheets**



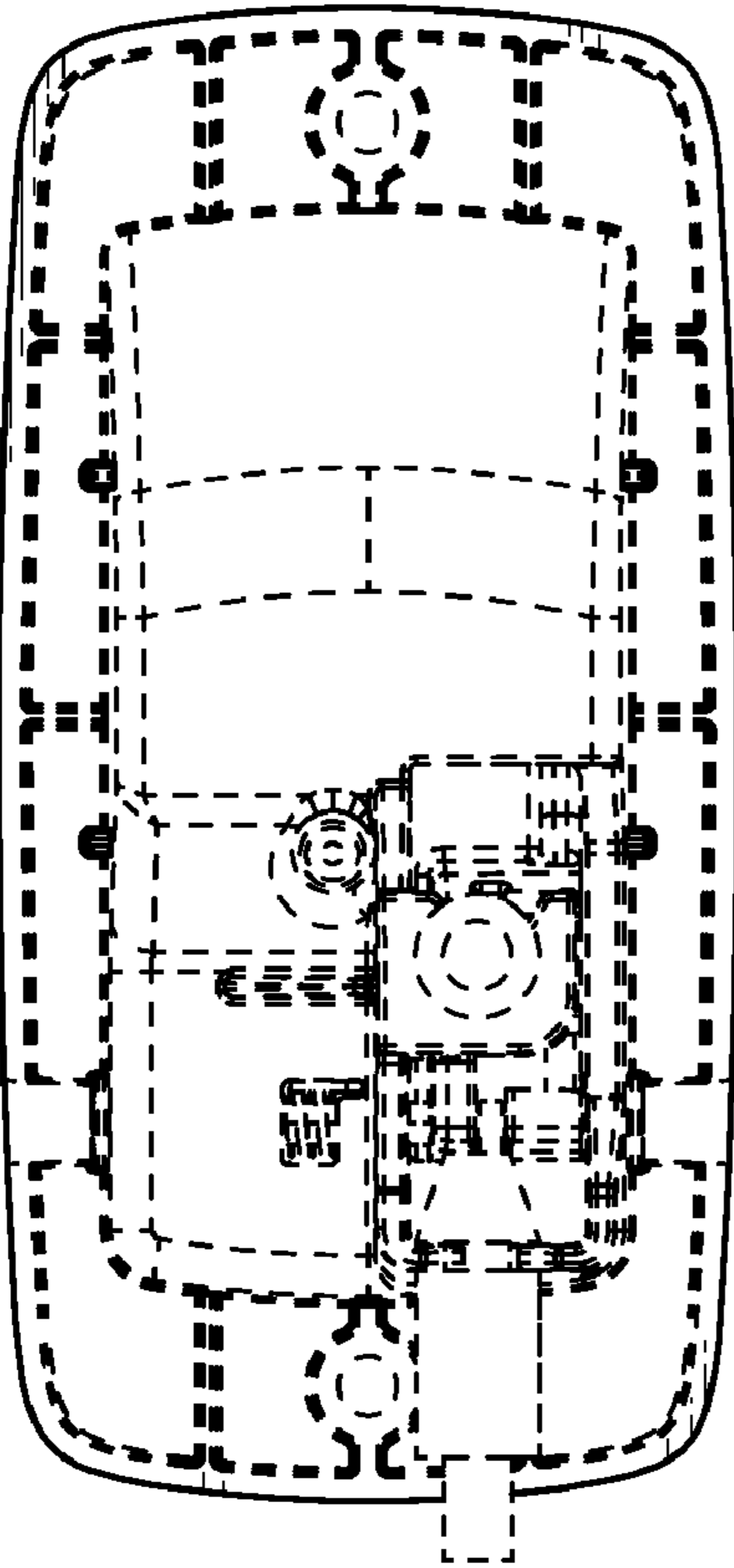


FIG. 2

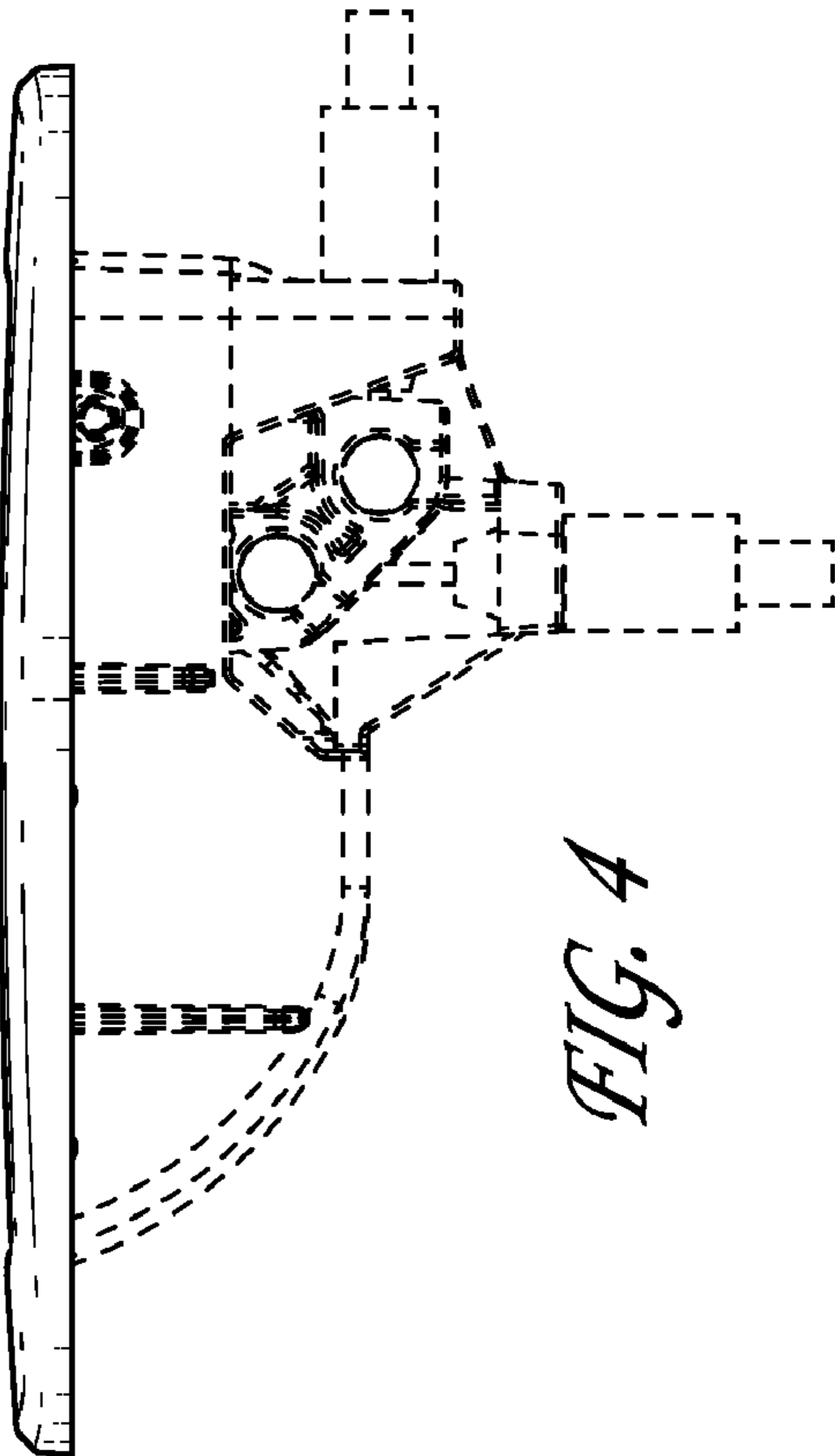


FIG. 4

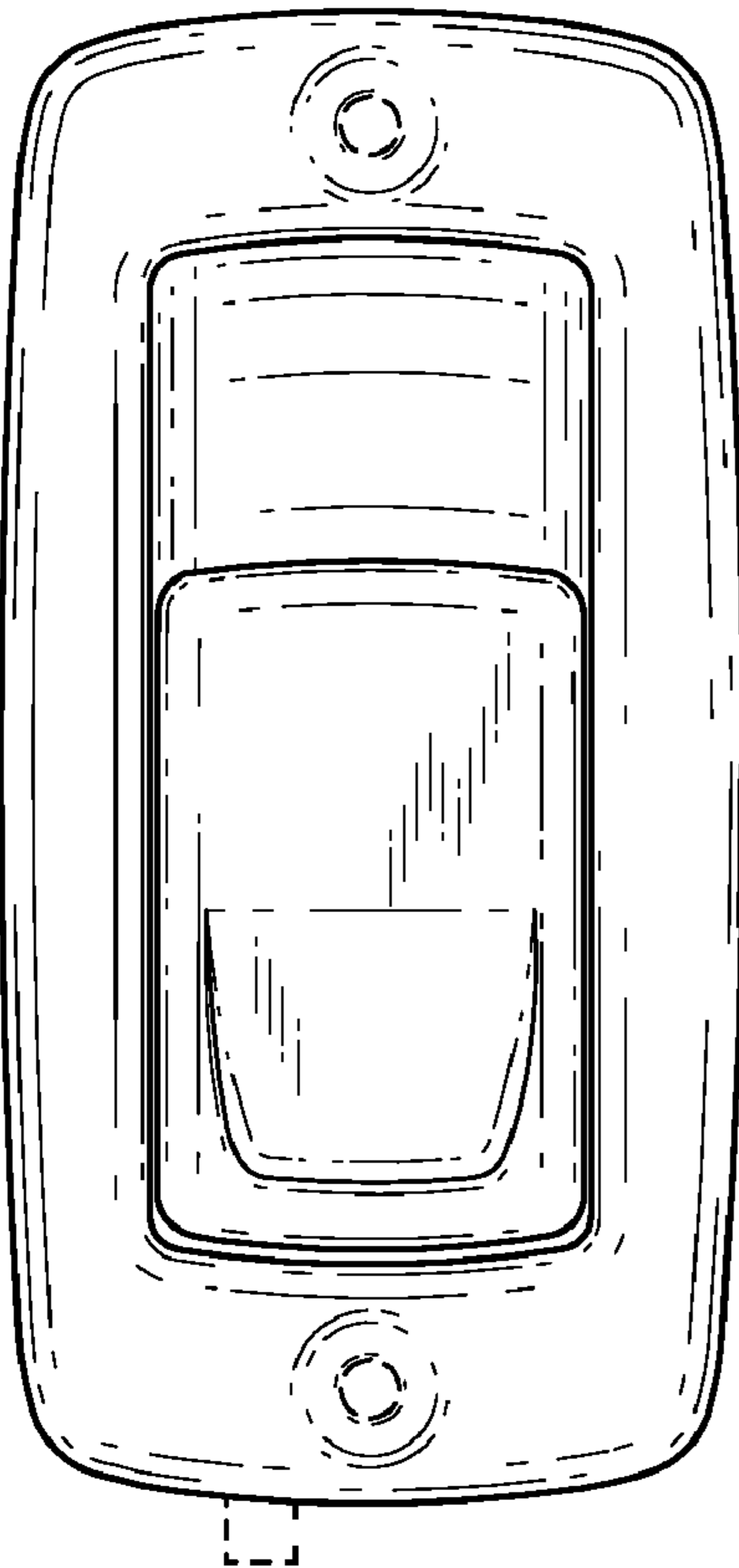


FIG. 1

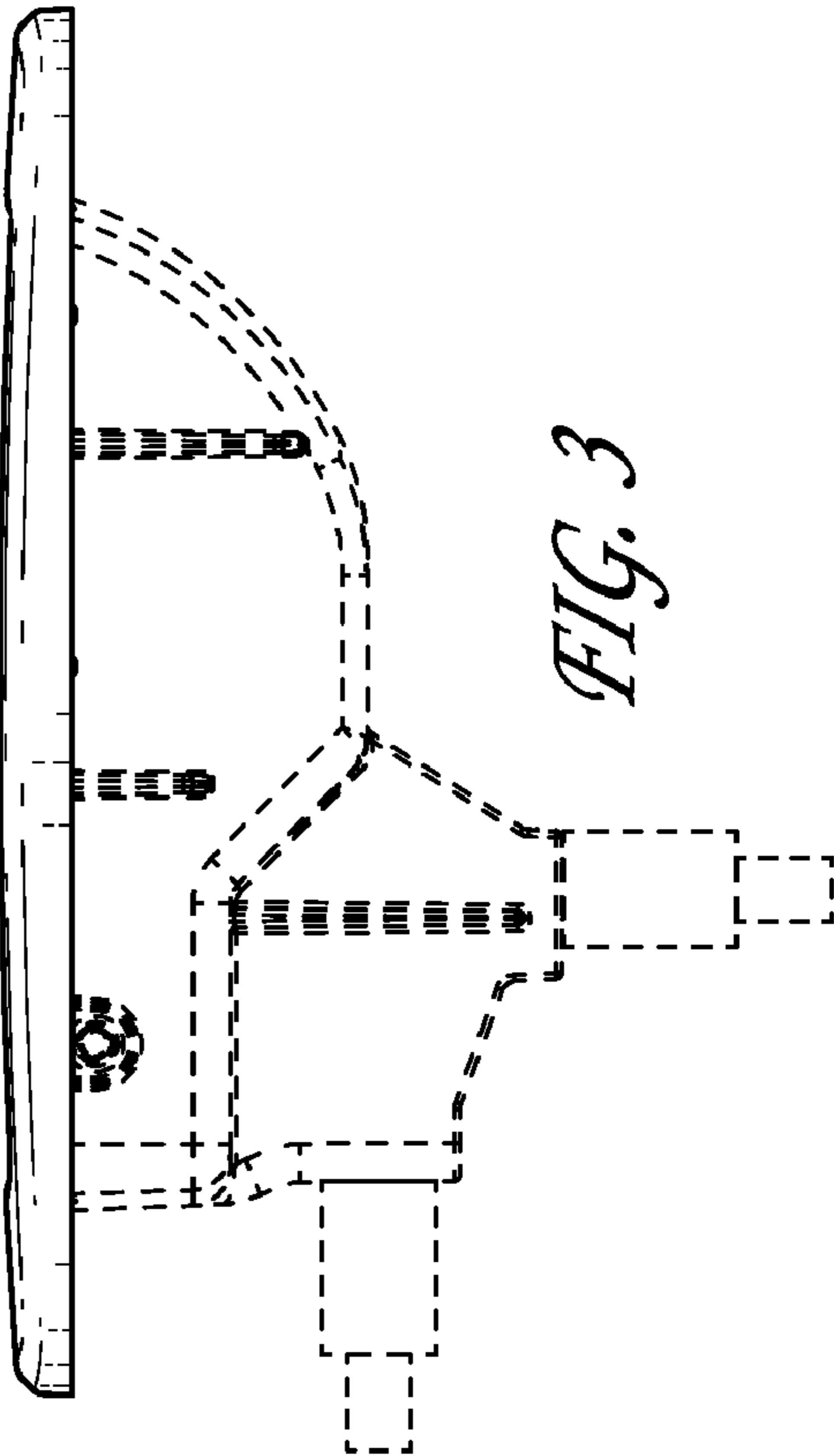


FIG. 3

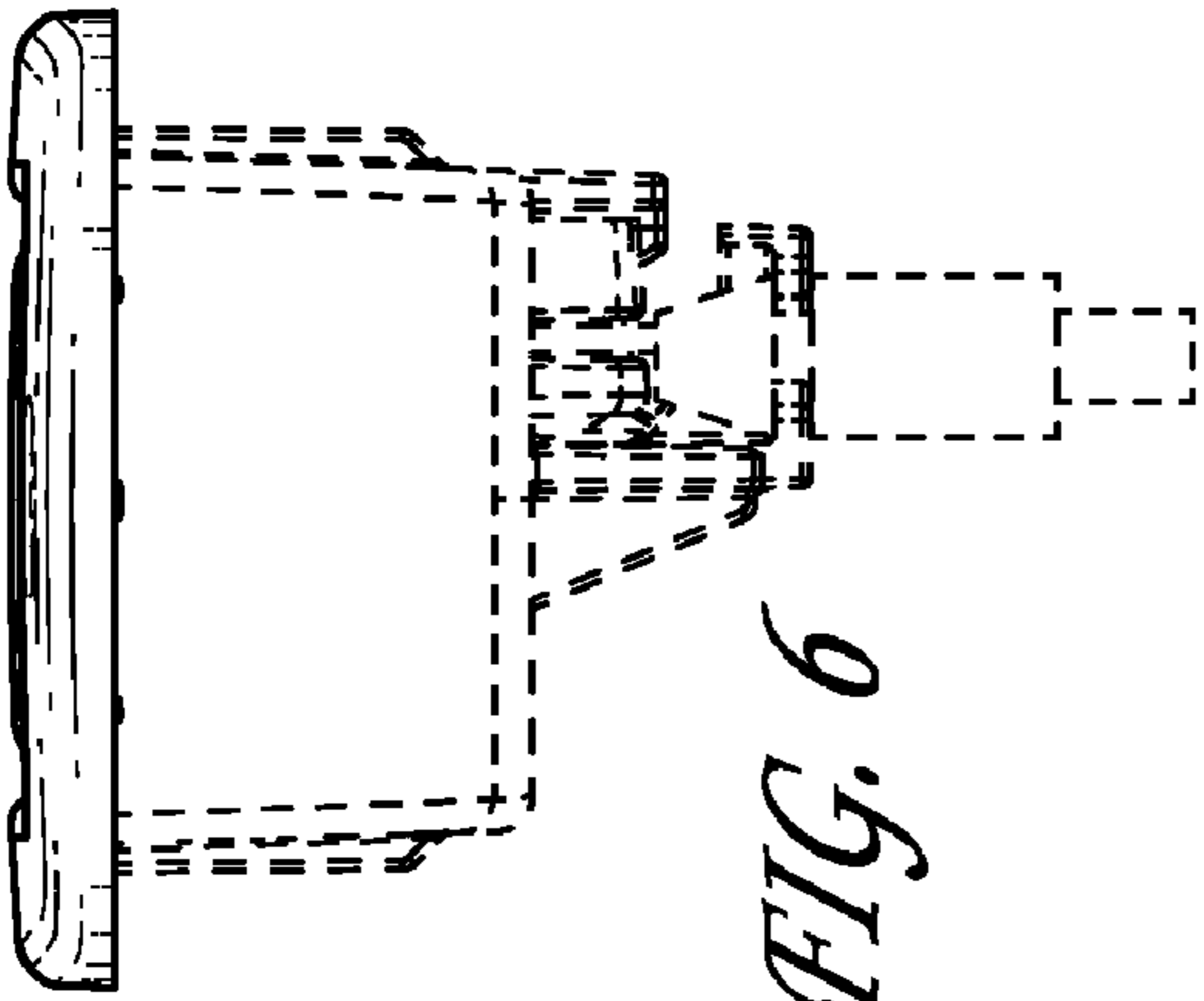


FIG. 5

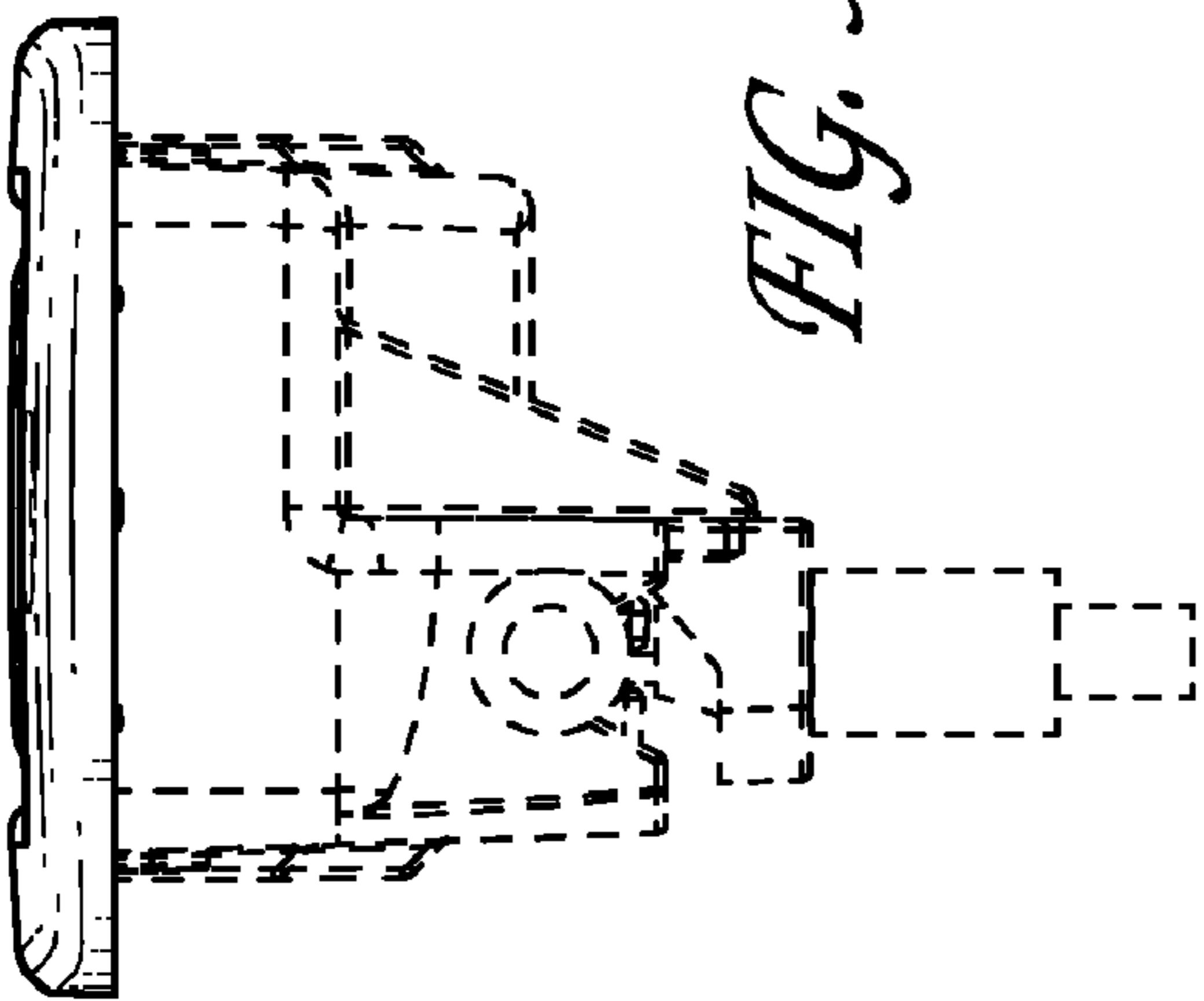


FIG. 6

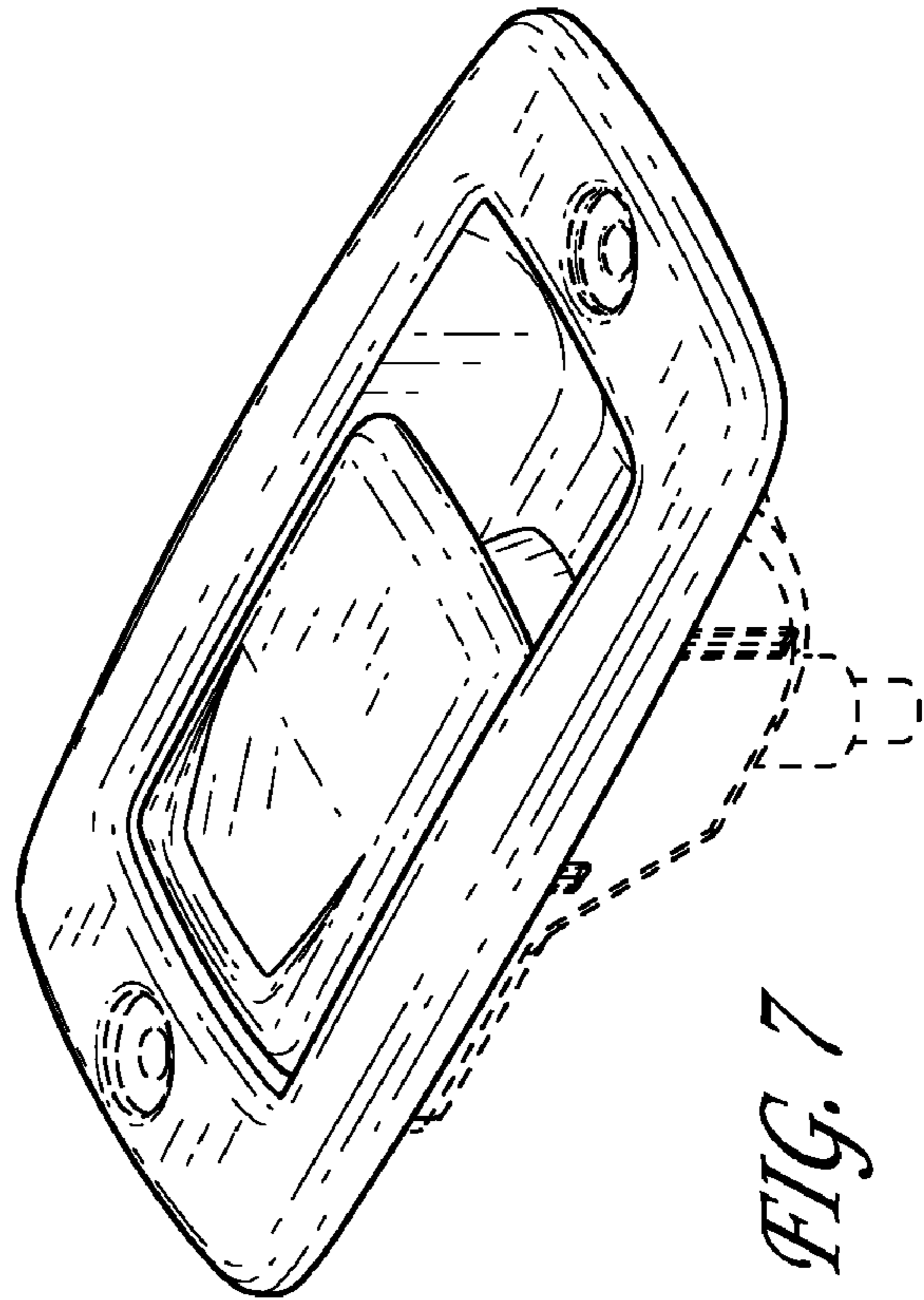


FIG. 7

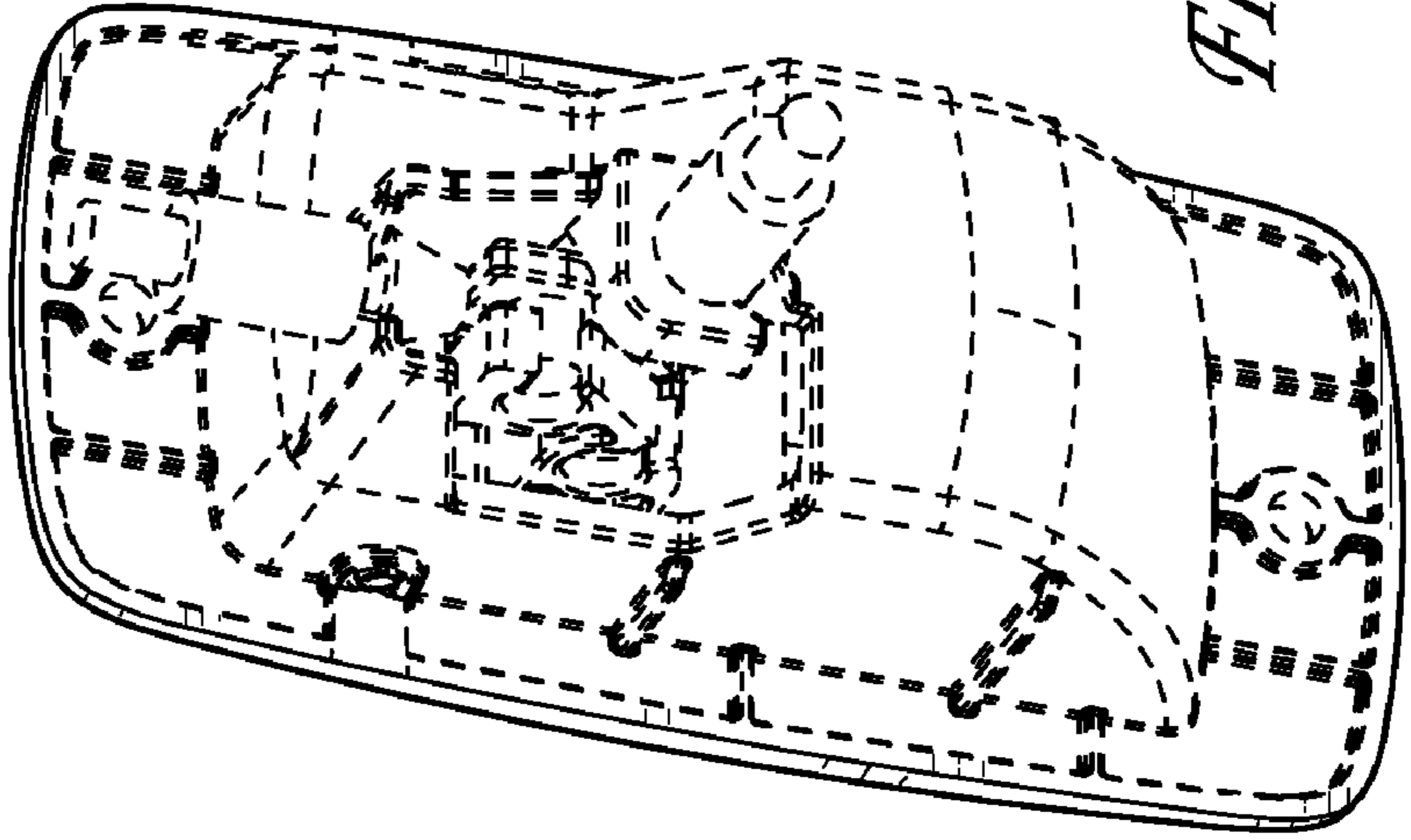


FIG. 8