



US00D630474S

(12) **United States Design Patent**
Gilbert

(10) **Patent No.:** **US D630,474 S**

(45) **Date of Patent:** **** Jan. 11, 2011**

(54) **INSULATED BOTTLE**

(75) Inventor: **Tyler Sean Gilbert**, Bellevue, WA (US)

(73) Assignee: **Pacific Market International, LLC**,
Seattle, WA (US)

(**) Term: **14 Years**

(21) Appl. No.: **29/344,046**

(22) Filed: **Sep. 22, 2009**

Related U.S. Application Data

(62) Division of application No. 29/305,912, filed on Mar. 31, 2008, now Pat. No. Des. 615,823.

(51) **LOC (9) Cl.** **07-01**

(52) **U.S. Cl.** **D7/608**

(58) **Field of Classification Search** D7/509–511,
D7/601, 605, 608; D9/500, 503–504, 667;
215/379, 381–382; 220/660, 669–673, 675
See application file for complete search history.

(56) **References Cited**

U.S. PATENT DOCUMENTS

D108,417 S	2/1938	Ambrose	
2,837,232 A *	6/1958	Rossi	215/13.1
D295,355 S	4/1988	Leung	
D308,477 S	6/1990	van den Ordell	
D309,568 S	7/1990	Beton	
D321,628 S	11/1991	Kobayashi et al.	
D329,385 S	9/1992	Alves Machado Guedes	
D354,915 S	1/1995	Schneider et al.	
D398,236 S	9/1998	Huang	
D422,455 S	4/2000	Kato	
D425,422 S	5/2000	David	
6,119,888 A *	9/2000	Goto et al.	220/592.27
D437,528 S	2/2001	Kitamura et al.	
D488,675 S	4/2004	Moore	
D528,431 S	9/2006	Brandt et al.	

D530,219 S	10/2006	Brandt et al.	
D533,032 S	12/2006	Liu et al.	
D553,914 S	10/2007	Wahl	
D587,533 S	3/2009	Carreno	
D592,909 S	5/2009	Alviar et al.	
D615,823 S *	5/2010	Gilbert	D7/608
D623,481 S *	9/2010	Moran	D7/608

OTHER PUBLICATIONS

Stanley classic Bottle shown on attached photo. Sold more than one year prior to Mar. 31, 2008.

Stanley Outdoor Bottle shown on attached photo. Sold more than one year prior to Mar. 31, 2008.

* cited by examiner

Primary Examiner—Charles A Rademaker

Assistant Examiner—Dana L Sipos

(74) *Attorney, Agent, or Firm*—Davis Wright Tremaine LLP;
George C. Rondeau, Jr.

(57) **CLAIM**

The ornamental design for an insulated bottle, as shown and described.

DESCRIPTION

FIG. 1 is a top front perspective view of an insulated bottle showing my new design;

FIG. 2 is a front elevation thereof;

FIG. 3 is a right side elevation thereof;

FIG. 4 is a left side elevation thereof;


FIG. 5 is a rear elevation thereof;

FIG. 6 is a top plan view thereof; and,

FIG. 7 is a bottom plan view thereof.

The broken lines are for illustrative purposes only and form no part of the claimed design.

1 Claim, 6 Drawing Sheets






Fig. 1




Fig. 2

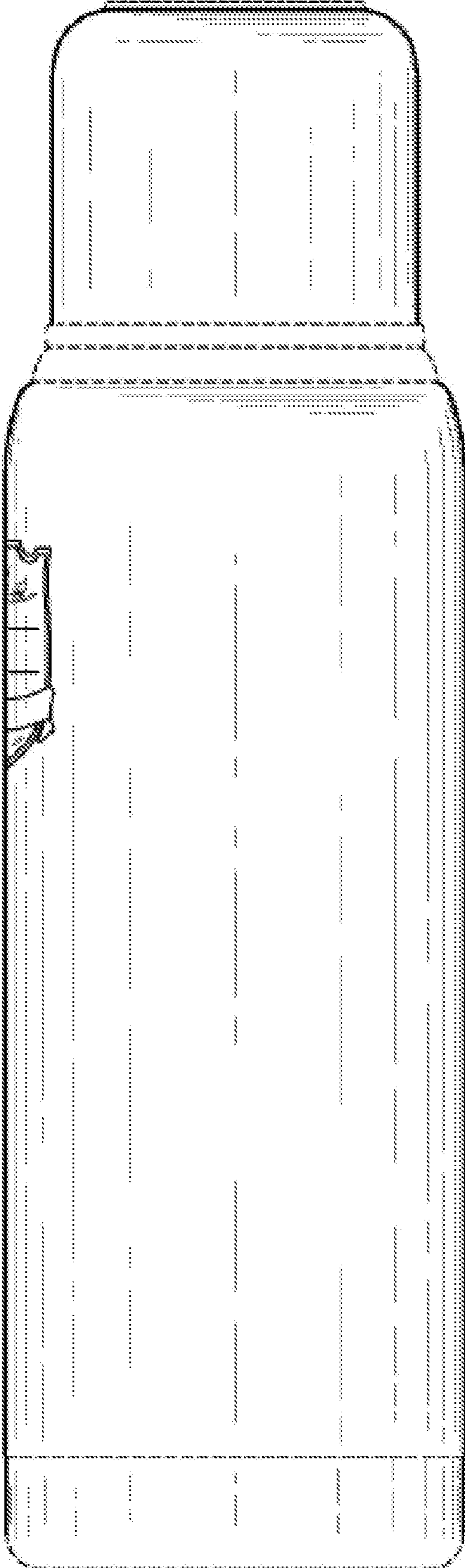


Fig. 3

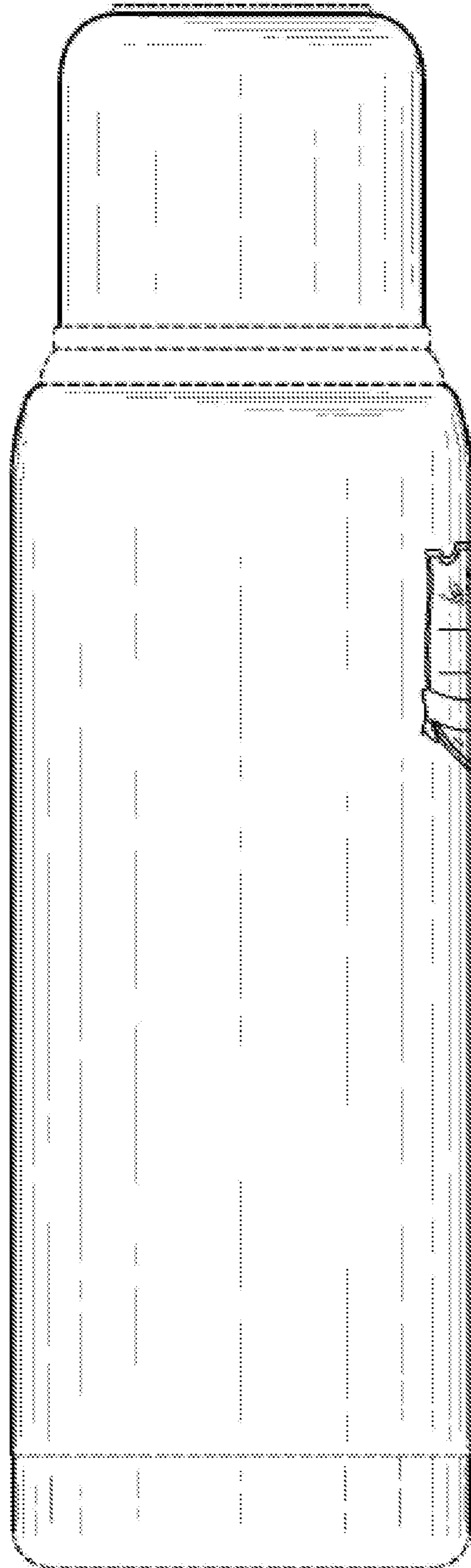


Fig. 4

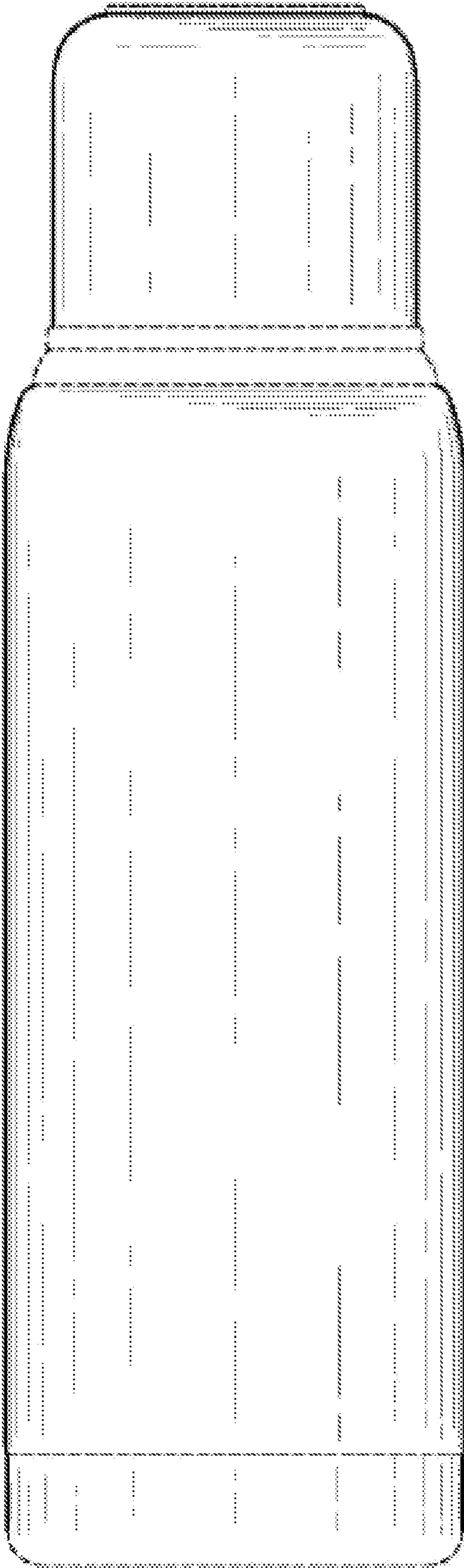


Fig. 5

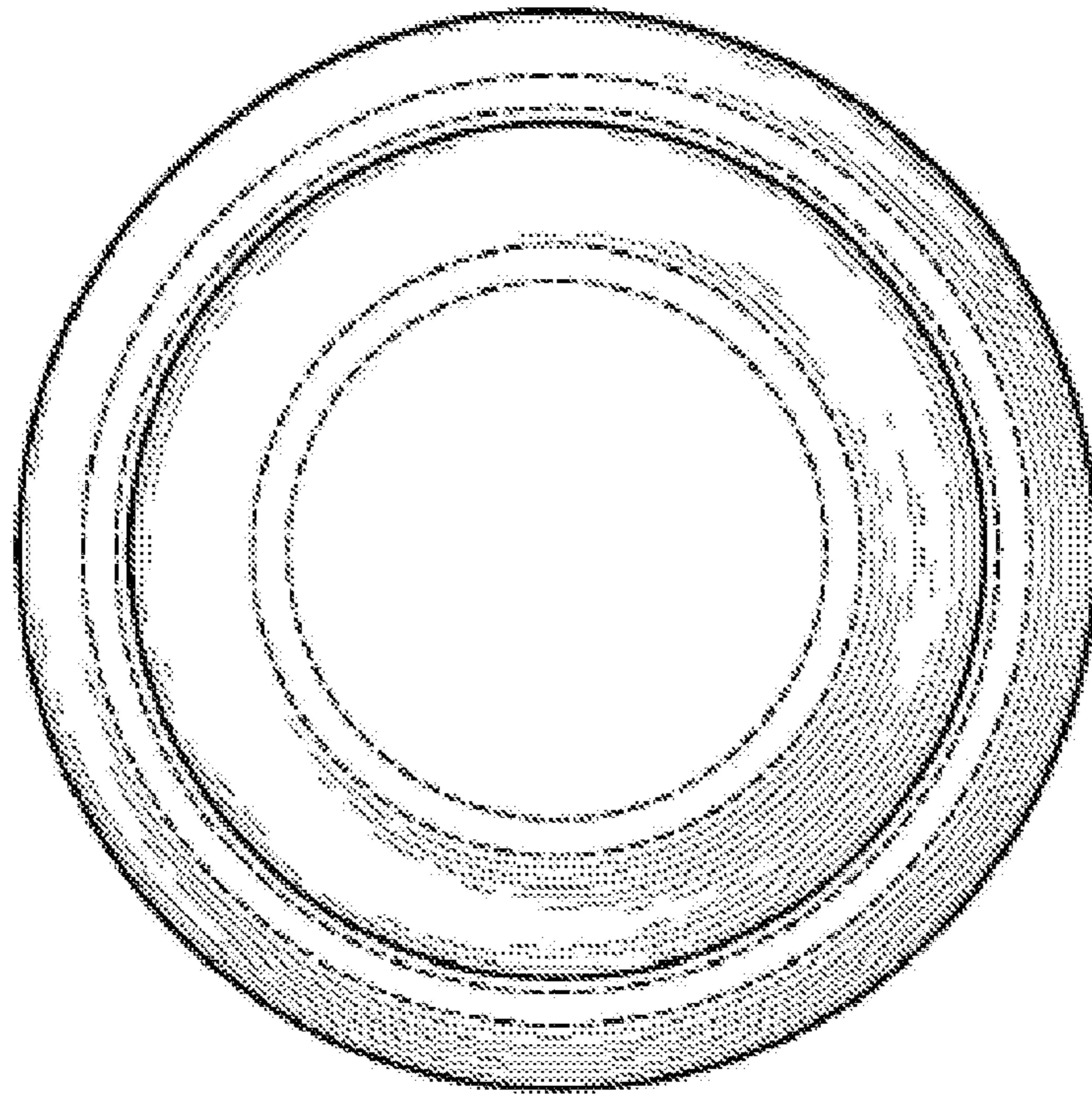


Fig. 6

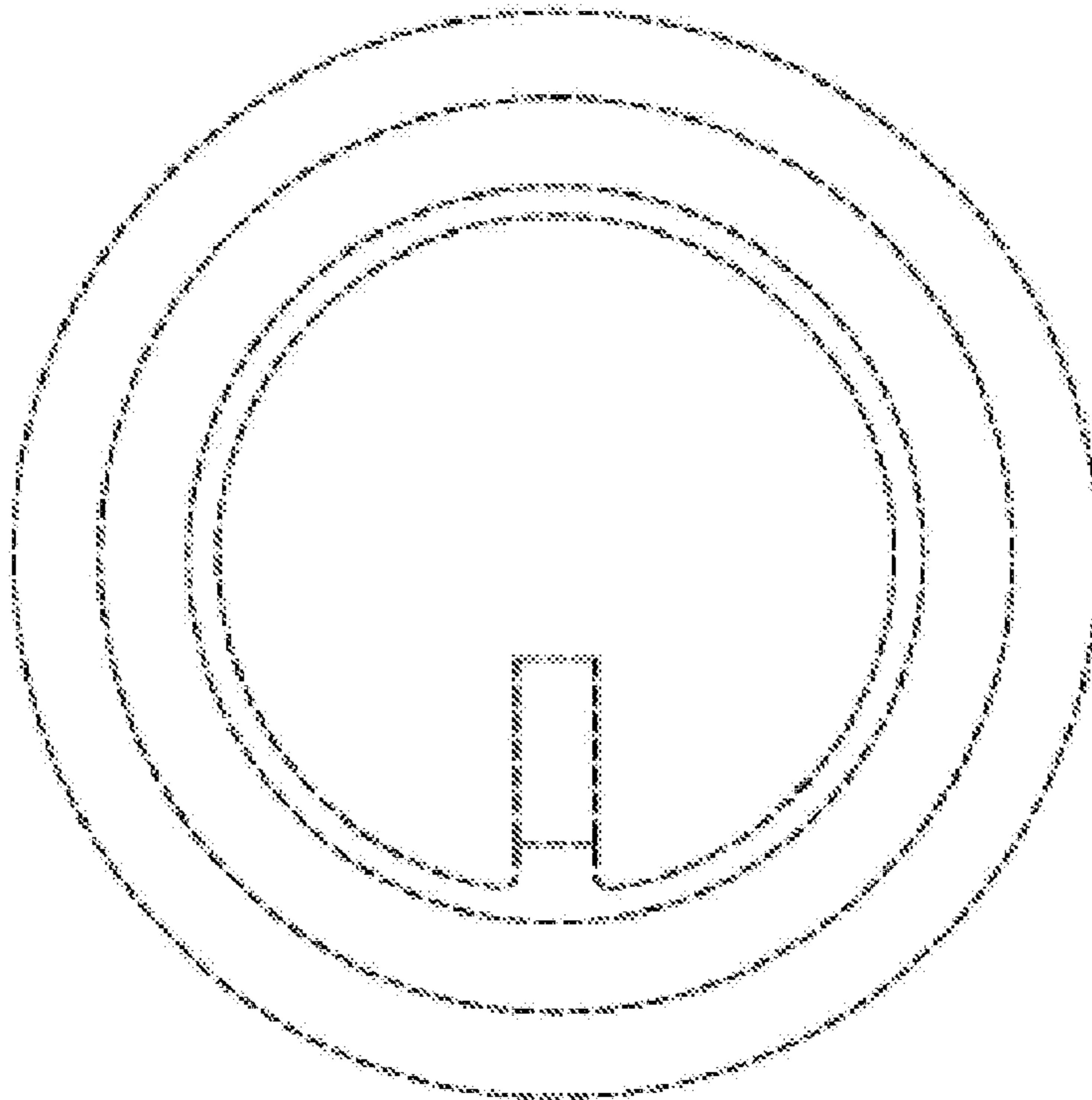


Fig. 7