



US00D630454S

(12) **United States Design Patent**
Kiska

(10) **Patent No.:** **US D630,454 S**
(45) **Date of Patent:** **** Jan. 11, 2011**

(54) **EXHIBITION STAND**

3,200,958 A 8/1965 Hudgeons, Sr. et al.
3,391,796 A 7/1968 Cross

(75) Inventor: **Gerald Kiska**, Salzburg (AT)

(73) Assignee: **Hirsch Armbander GmbH**, Klagenfurt (AT)

(Continued)

(**) Term: **14 Years**

FOREIGN PATENT DOCUMENTS

(21) Appl. No.: **29/328,837**

DE 3200958 A1 7/1983

(22) Filed: **Dec. 2, 2008**

Related U.S. Application Data

(62) Division of application No. 29/257,572, filed on Apr. 7, 2006, now Pat. No. Des. 584,905.

Primary Examiner—Philip S Hyder
Assistant Examiner—Sydney R Buffalow
(74) *Attorney, Agent, or Firm*—Dickstein Shapiro LLP

(30) **Foreign Application Priority Data**

Oct. 7, 2005 (EM) 000415856-0001
Oct. 7, 2005 (EM) 000415856-0002
Oct. 7, 2005 (EM) 000415856-0003
Oct. 7, 2005 (EM) 000415856-0004

(57) **CLAIM**

The ornamental design for an exhibition stand, as shown and described.

(51) **LOC (9) Cl.** **06-07**

(52) **U.S. Cl.** **D6/454**

(58) **Field of Classification Search** D6/469,
D6/449, 396, 454, 409, 301, 455, 465, 468,
D6/457, 463; 40/534, 530, 533, 376, 492;
211/169, 47, 165, 13.1, 45, 48, 49.1, 50,
211/51, 58, 96, 128.1, 129.1, 163, 168, 19
See application file for complete search history.

DESCRIPTION

FIG. 1 is a perspective view of the exhibition stand with all display panels in a closed position; and

FIG. 2 is a side view of the exhibition stand with all display panels in a closed position.

FIG. 3 is a front view of an exhibition stand, with some display panels in the front and back in an open position;

FIG. 4 is a top view of the exhibition stand in the position shown in FIG. 3;

FIG. 5 is a perspective view of the exhibition stand in the position shown in FIG. 3;

FIG. 6 is a front view of the exhibition stand with only some front panels open and the back panels closed; and,

FIG. 7 is a perspective view of the exhibition stand in the position shown in FIG. 6.

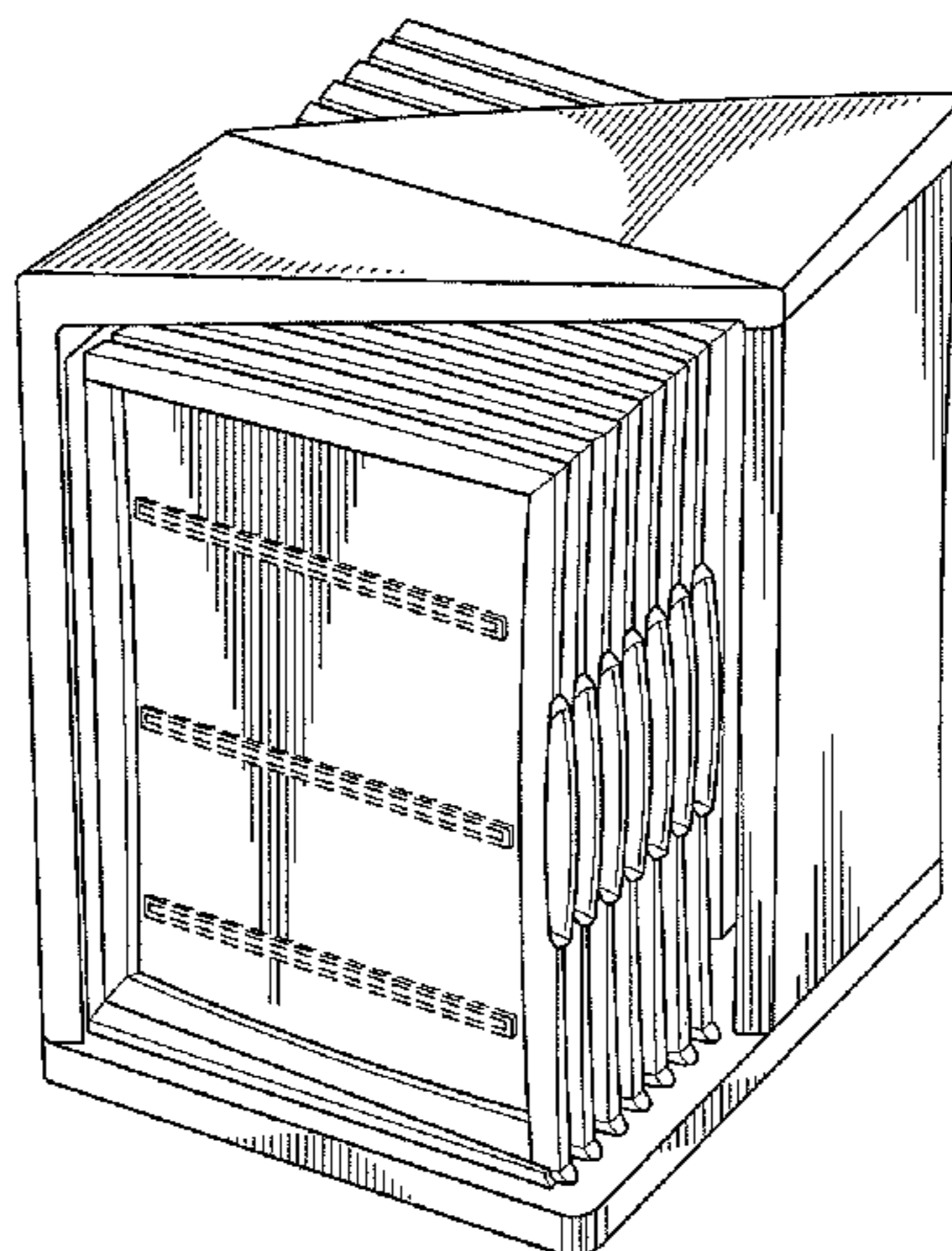
The broken lines in the figures illustrate unclaimed portions of the design.

(56) **References Cited**

U.S. PATENT DOCUMENTS

356,520 A * 1/1887 Adams 211/169
506,073 A * 10/1893 Prentis 40/534
835,615 A * 11/1906 Henricks 40/530
857,391 A * 6/1907 Goldberg 40/533
1,326,832 A * 12/1919 Baily 40/533
1,360,532 A * 11/1920 Isaacs et al. 190/16
D162,084 S 2/1951 Robinson
2,928,555 A * 3/1960 Childs et al. 211/169
3,181,706 A 5/1965 Mandel

1 Claim, 7 Drawing Sheets



US D630,454 S

Page 2

U.S. PATENT DOCUMENTS

3,777,896 A	12/1973	Ehrlich					
D235,818 S	7/1975	Folkart					
D249,000 S	8/1978	Simmons					
D273,255 S	4/1984	Marcus					
5,452,809 A *	9/1995	Capel	211/47				
D382,731 S *	8/1997	Martin	D6/469				
5,715,949 A *	2/1998	Rutledge	211/47				
				D392,816 S	3/1998	Franklin et al.	
				6,000,561 A *	12/1999	Schumacher	211/165
				6,547,087 B2	4/2003	Accatino	
				D498,087 S	11/2004	Stein	
				6,811,046 B2	11/2004	Stein	
				D549,003 S	8/2007	Biser	
				2001/0008223 A1	7/2001	Accatino	
				2005/0011846 A1	1/2005	Stein	

* cited by examiner

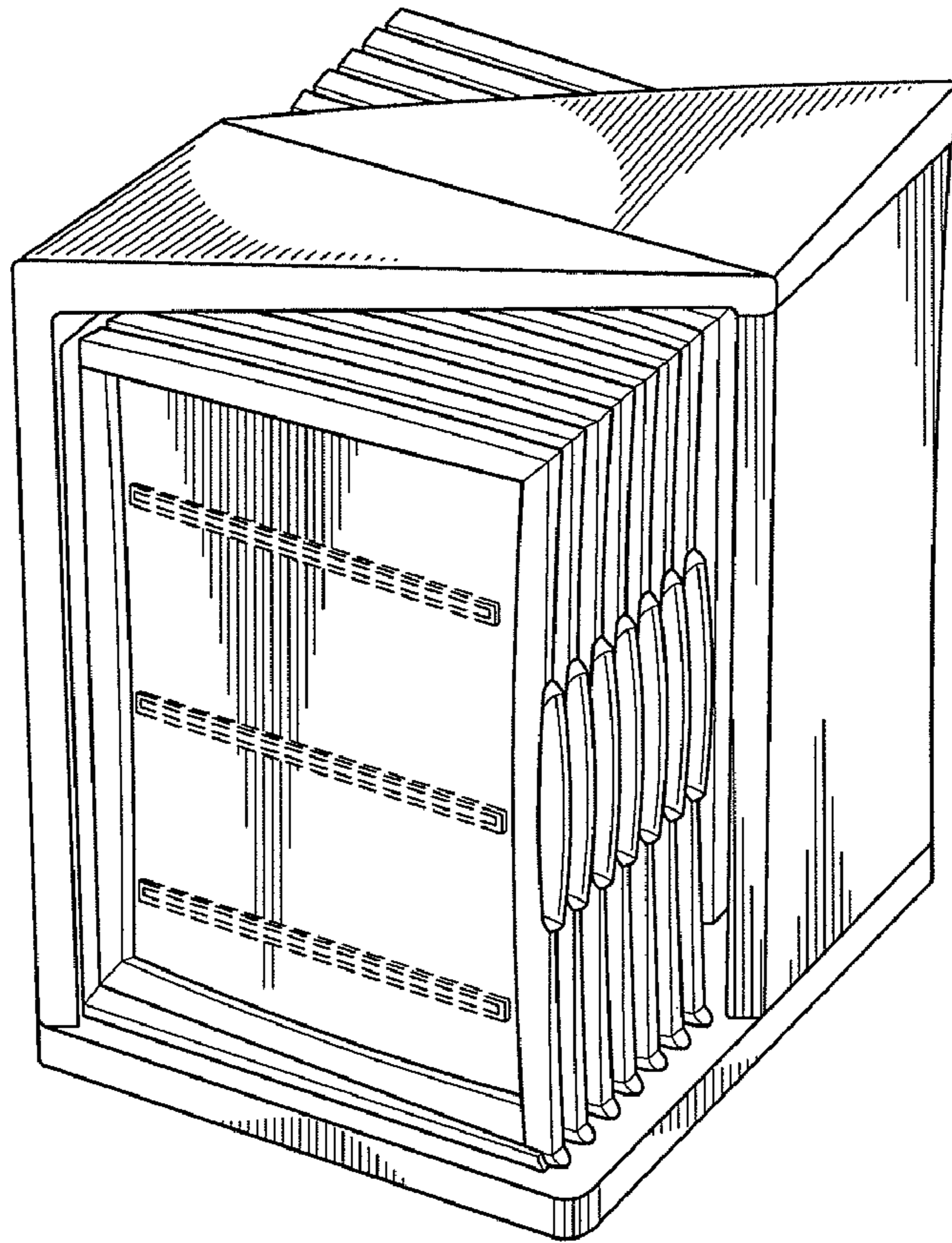


FIG. 1

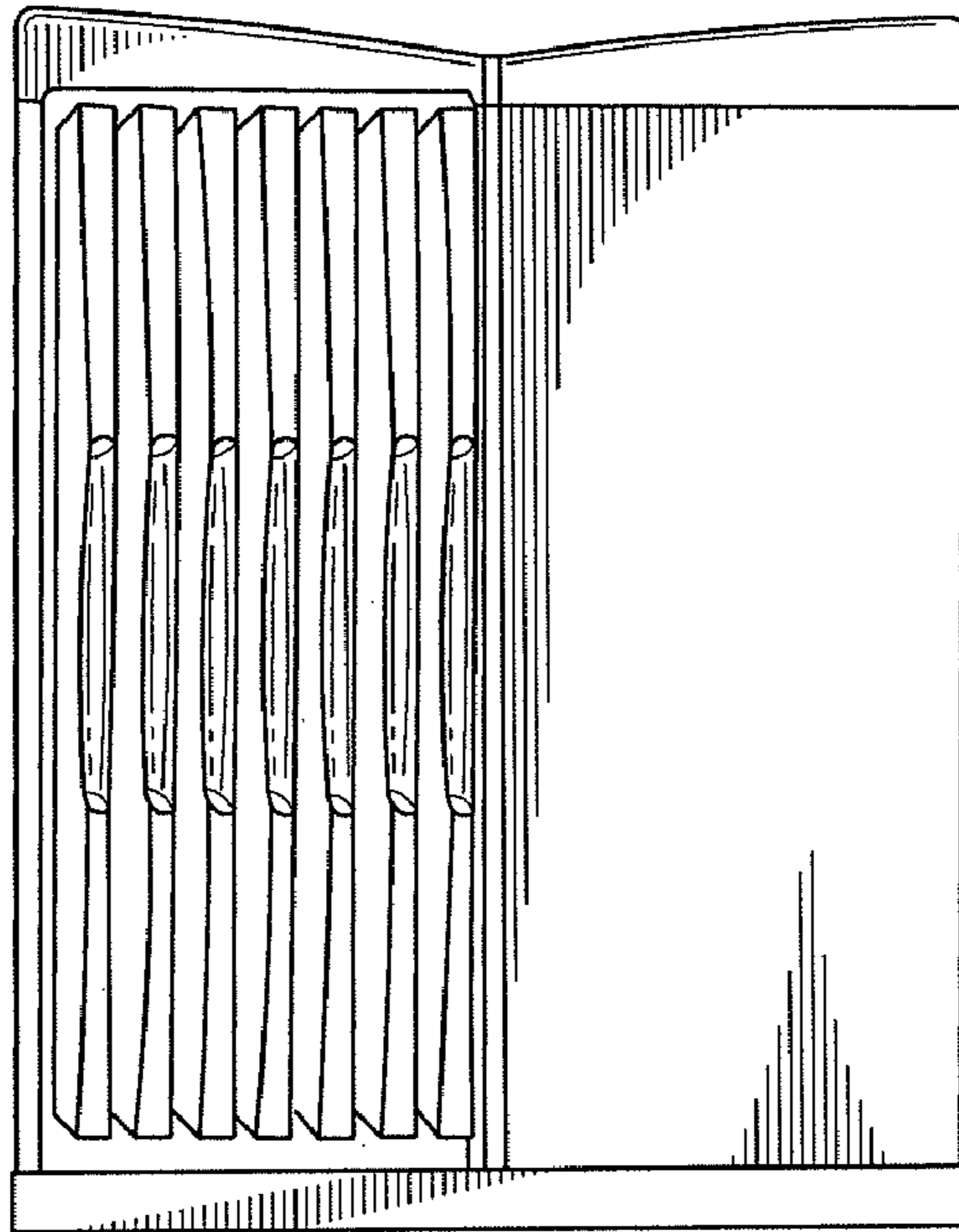


FIG. 2

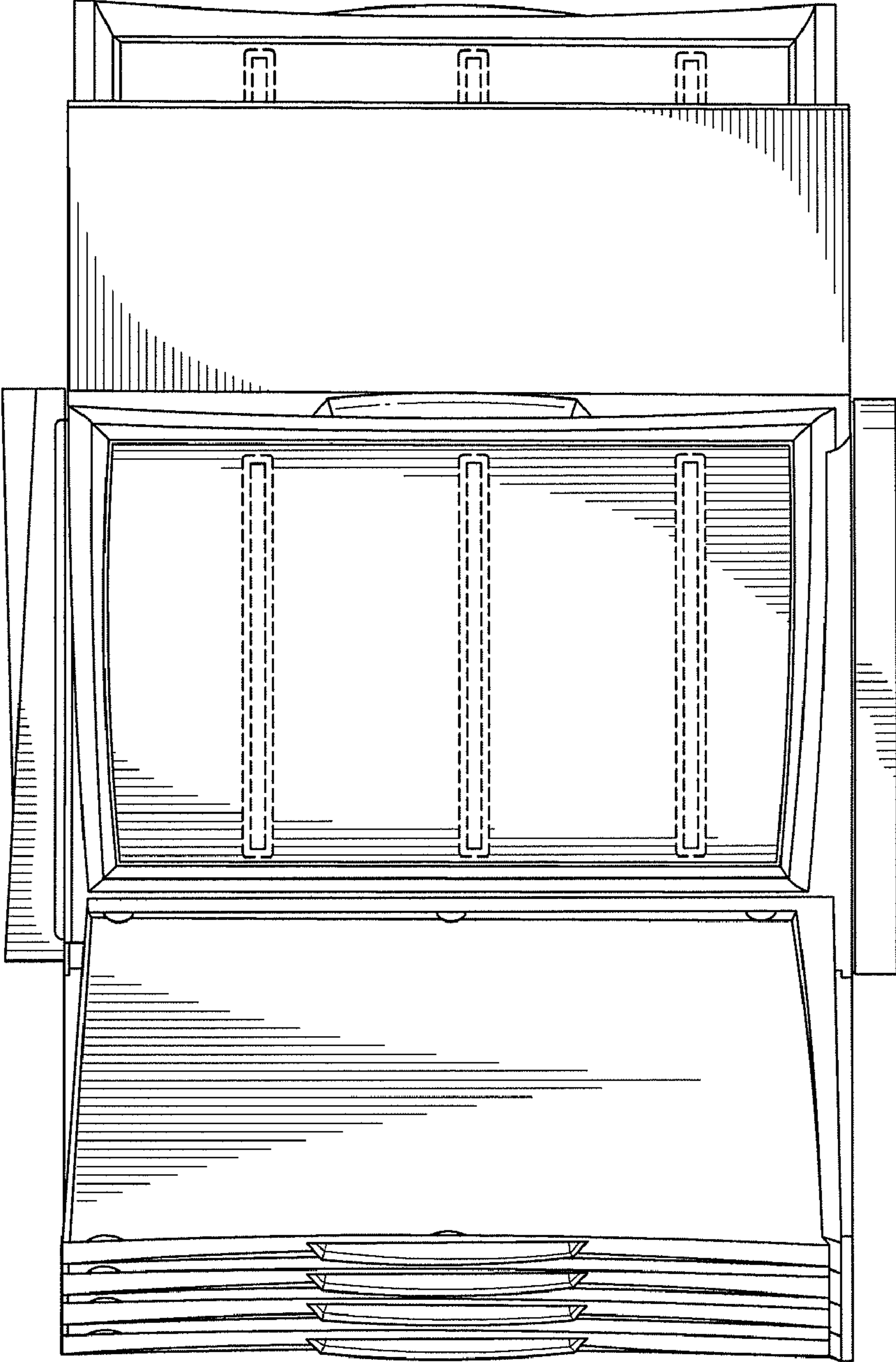


FIG. 3

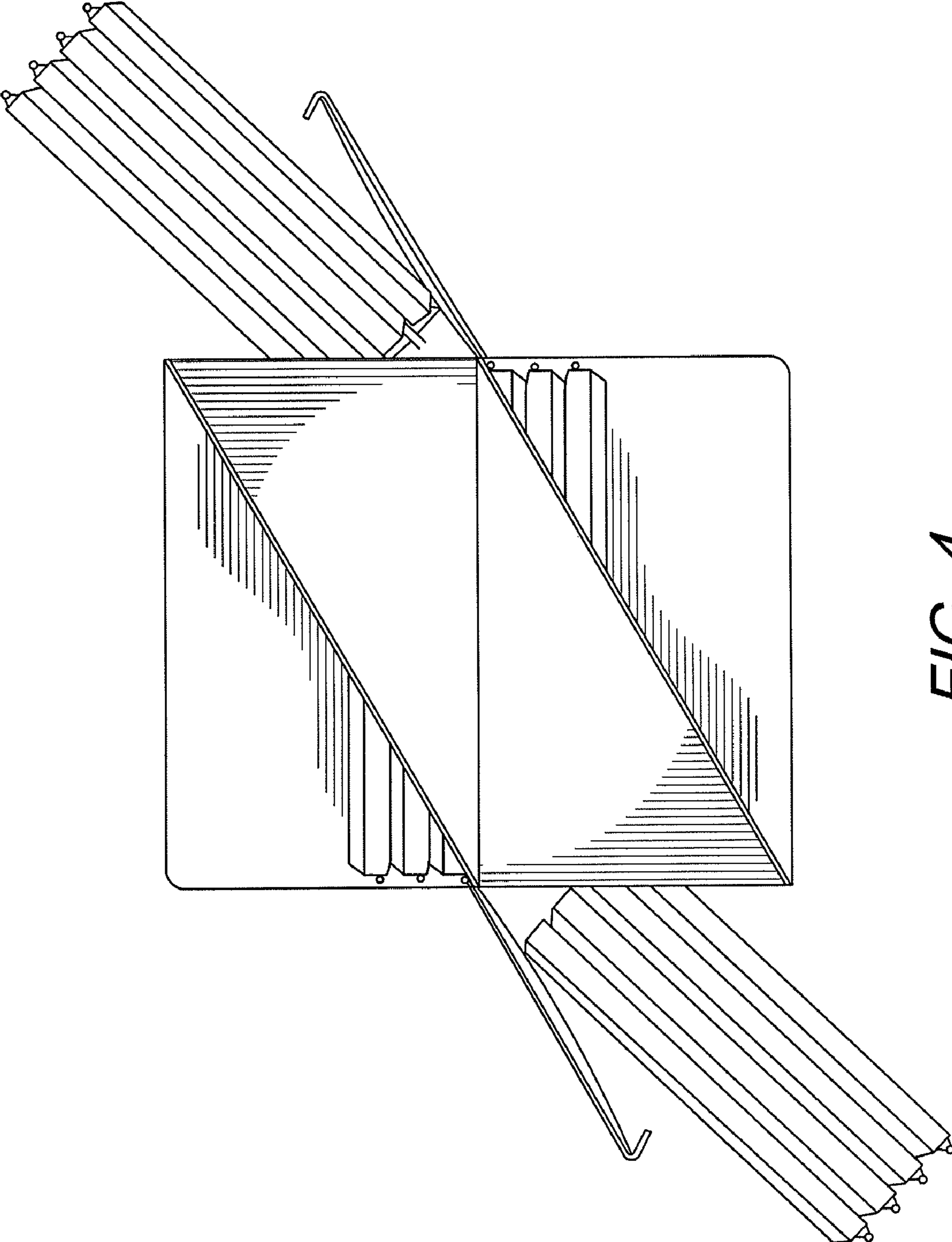


FIG. 4

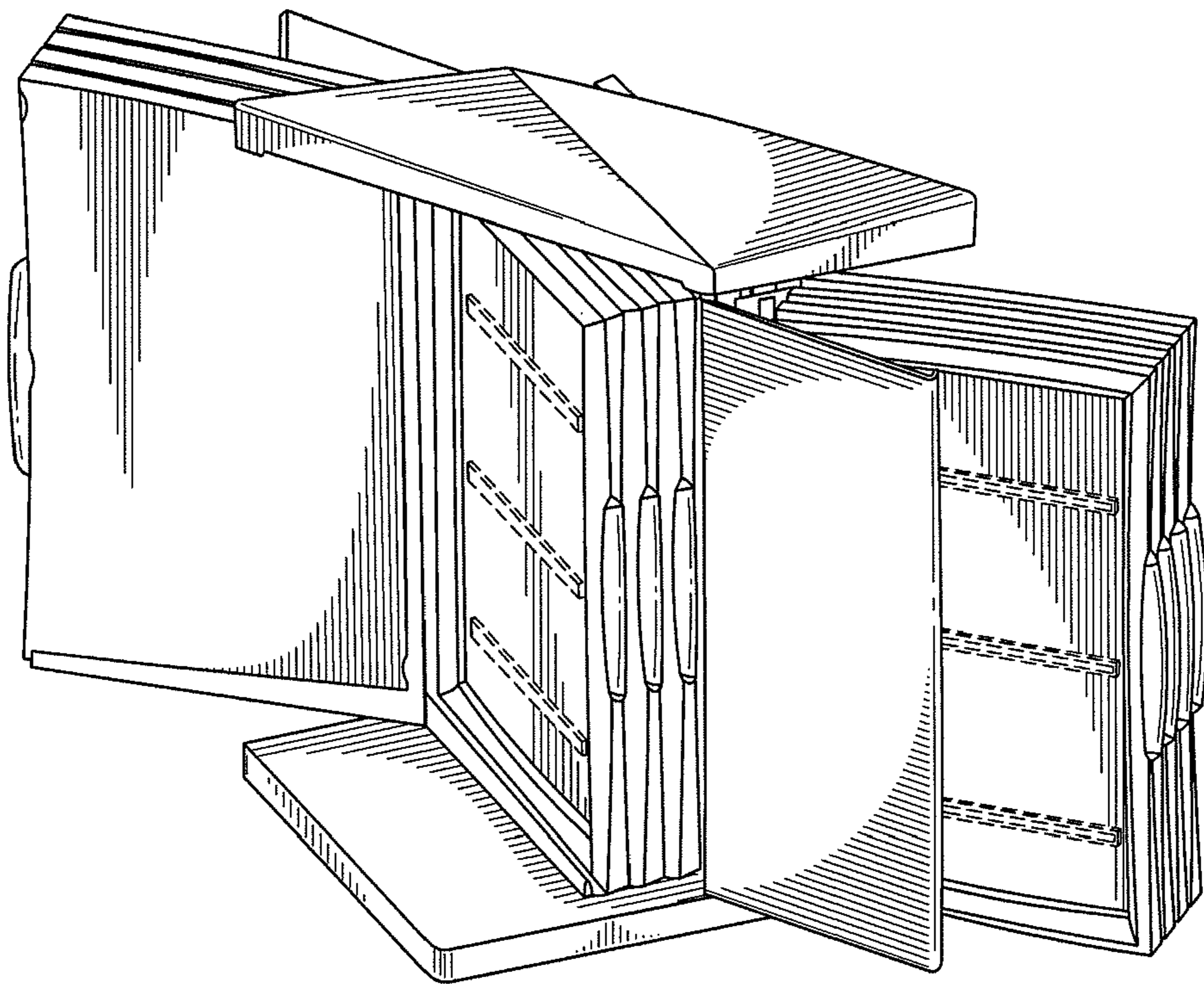


FIG. 5




FIG. 6




FIG. 7