



US00D630447S

(12) **United States Design Patent**
Yamada

(10) **Patent No.:** **US D630,447 S**
(45) **Date of Patent:** **** Jan. 11, 2011**

(54) **CLIP PORTION OF A GARMENT HANGER**

D555,916 S * 11/2007 Mangano D6/328
D578,781 S * 10/2008 Hansen D6/328
D621,627 S * 8/2010 Mangano D6/328

(75) Inventor: **Osamu Yamada**, Fukuoka (JP)

* cited by examiner

(73) Assignee: **Maruso Industry Co., Ltd.**, Fukuoka (JP)

Primary Examiner—Shanda C Hill

(**) Term: **14 Years**

(74) *Attorney, Agent, or Firm*—Wenderoth, Lind & Ponack, L.L.P.

(21) Appl. No.: **29/363,101**

(57) **CLAIM**

(22) Filed: **Jun. 4, 2010**

The ornamental design for a clip portion of a garment hanger, as shown and described.

(51) **LOC (9) Cl.** **06-08**

(52) **U.S. Cl.** **D6/328**

(58) **Field of Classification Search** D6/315,
D6/326, 283; 211/1, 13.1, 85.3, 86.01; 223/85-98
See application file for complete search history.

DESCRIPTION

(56) **References Cited**

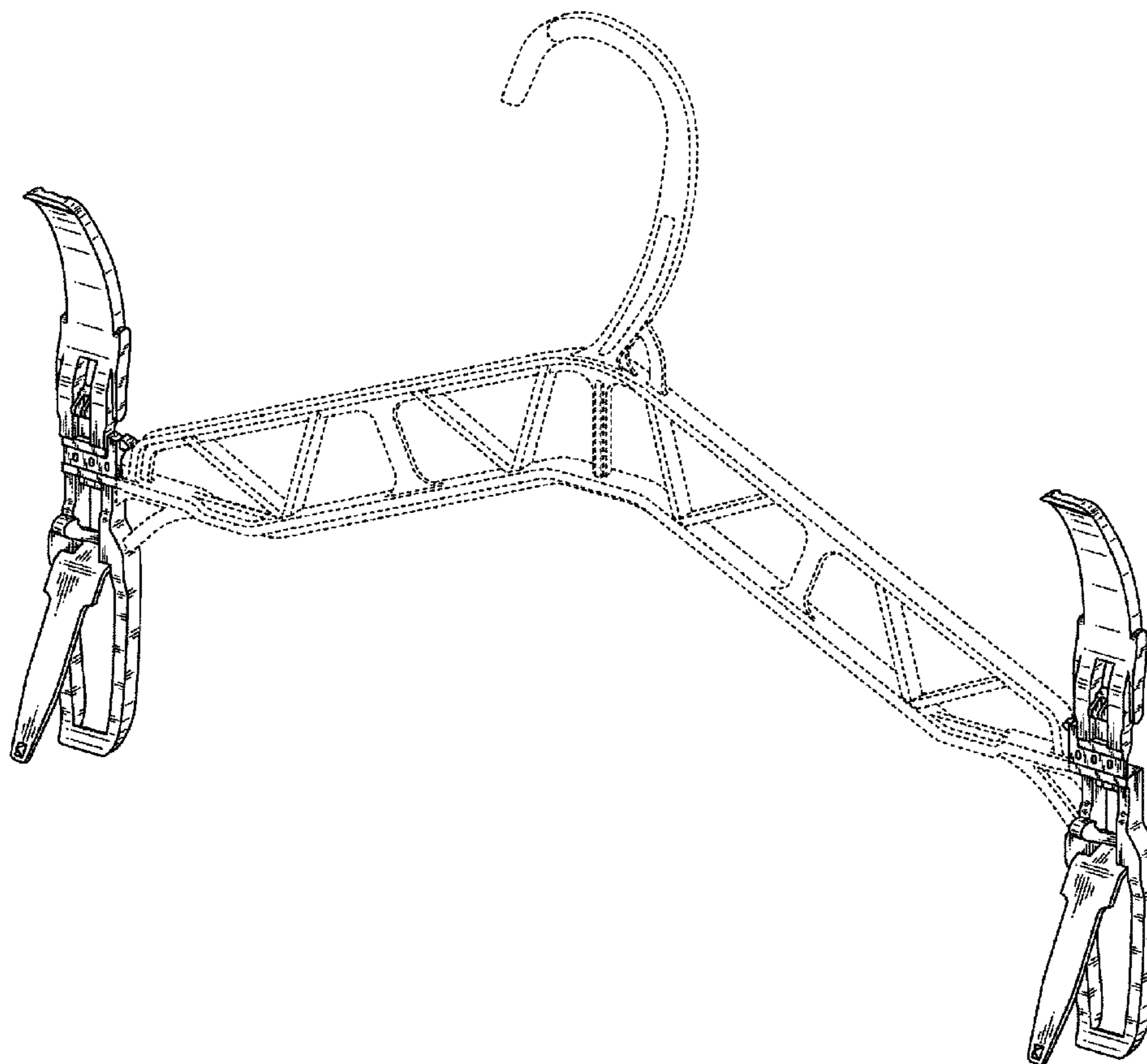
U.S. PATENT DOCUMENTS

D251,345 S * 3/1979 Bigelow et al. D6/328
D277,534 S * 2/1985 Warmath D6/328
D296,729 S * 7/1988 Blanchard D6/328
D315,992 S * 4/1991 Tremblay et al. D6/328
D316,333 S * 4/1991 Maki D6/328
D323,588 S * 2/1992 Pelosi D6/328
D409,006 S * 5/1999 Blanchard D6/326
D436,743 S * 1/2001 Batts et al. D6/328

FIG. 1 is a perspective view of a garment hanger.
FIG. 2 is a front view of a garment hanger of FIG. 1.
FIG. 3 is a rear view of a garment hanger of FIG. 1.
FIG. 4 is a top view of a garment hanger of FIG. 1.
FIG. 5 is a bottom view of a garment hanger of FIG. 1.
FIG. 6 is a left side view of a garment hanger of FIG. 1; and,
FIG. 7 is a right side view of a garment hanger of FIG. 1.

The portion of the drawings shown in broken lines form no part of the claimed design.

1 Claim, 5 Drawing Sheets



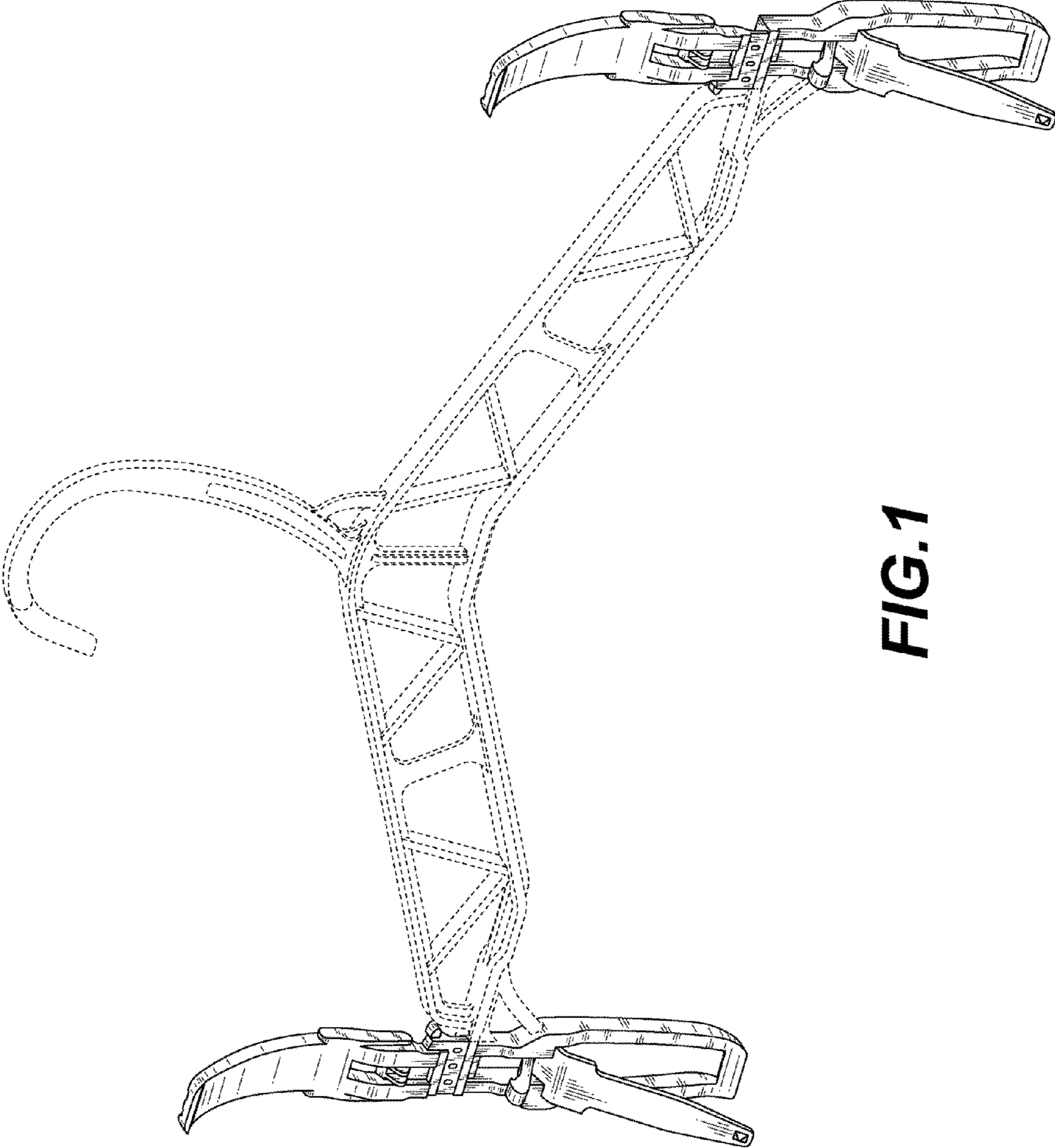


FIG.1

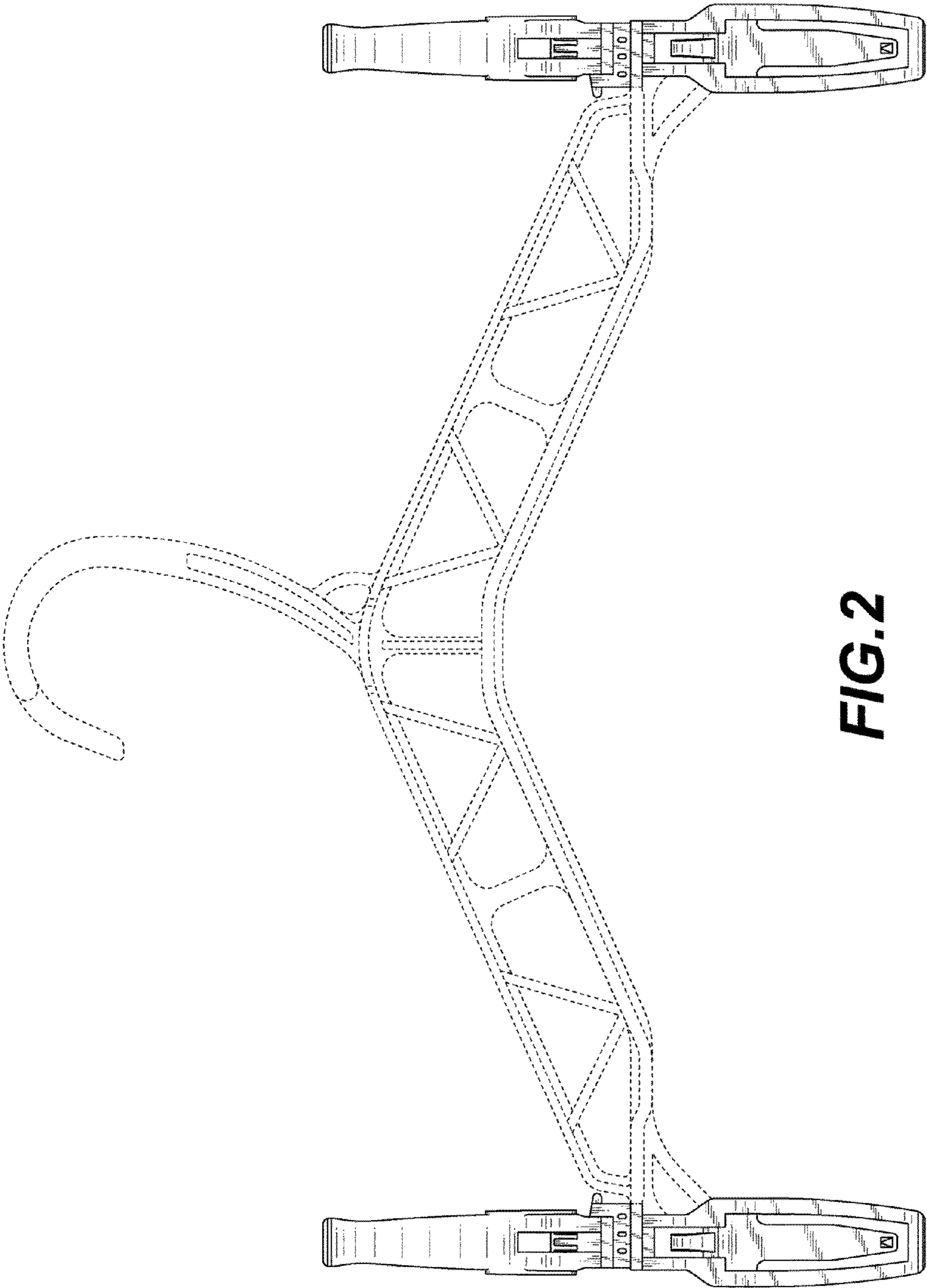


FIG. 2

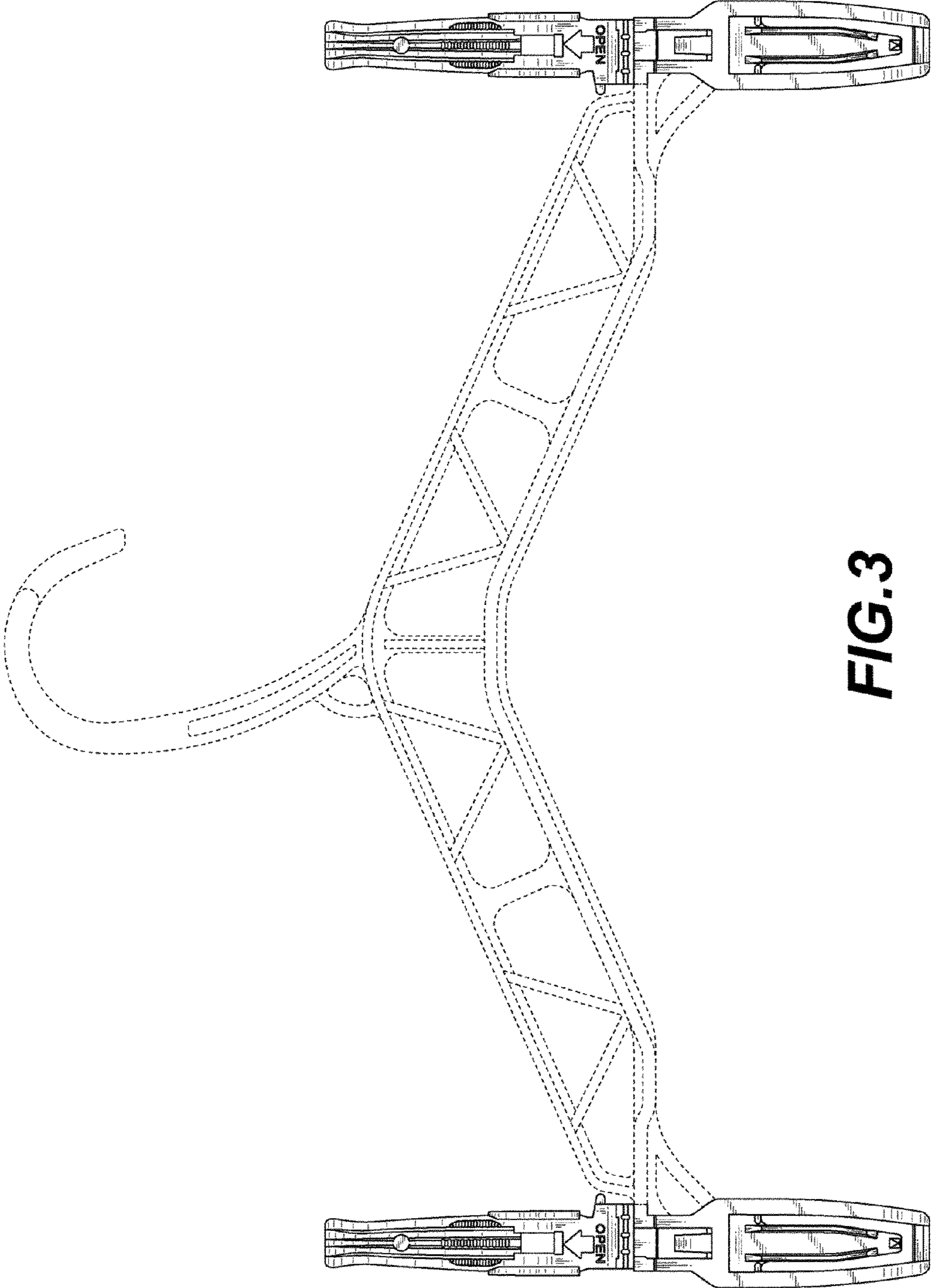


FIG. 3

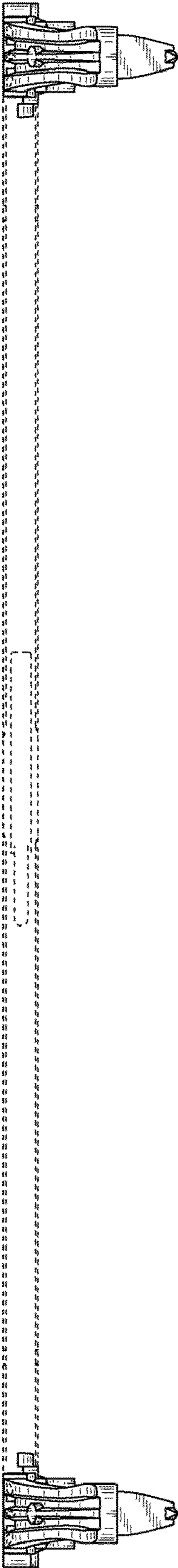


FIG. 4




FIG. 5

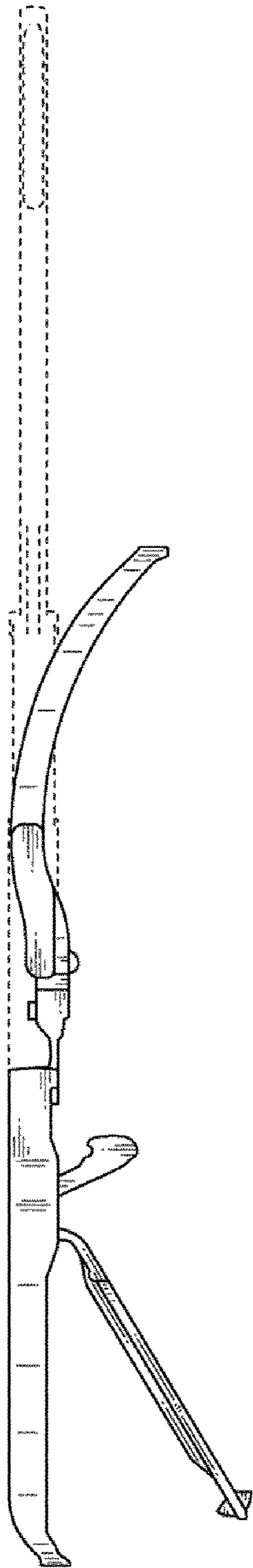


FIG. 6

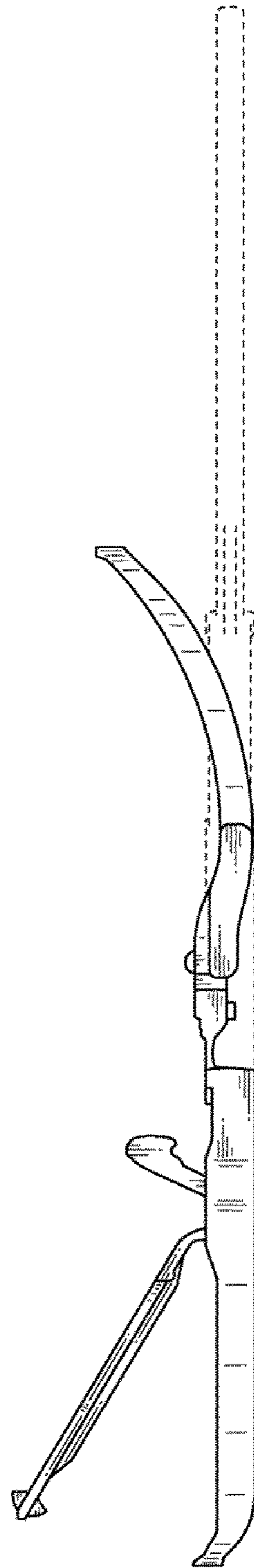


FIG. 7