



US00D630445S

(12) **United States Design Patent**
Crawford

(10) **Patent No.:** **US D630,445 S**

(45) **Date of Patent:** **** Jan. 11, 2011**

(54) **HANGER**

(75) Inventor: **Dennis L. Crawford**, Rice Lake, WI
(US)

(73) Assignee: **Inspired Technologies, Inc.**, LeSuer,
MN (US)

(**) Term: **14 Years**

(21) Appl. No.: **29/361,340**

(22) Filed: **May 10, 2010**

(51) **LOC (9) Cl.** **06-08**

(52) **U.S. Cl.** **D6/319**

(58) **Field of Classification Search** D6/315,
D6/317, 318, 319; 211/1, 13.1, 85.3; 223/85-98
See application file for complete search history.

(56) **References Cited**

U.S. PATENT DOCUMENTS

| | | | | |
|--------------|---------|------------------|-------|--------|
| D301,941 S * | 7/1989 | Weckstein et al. | | D6/319 |
| D367,768 S * | 3/1996 | Wagner | | D6/319 |
| D404,579 S * | 1/1999 | Di Gilio | | D6/319 |
| D445,265 S * | 7/2001 | Yost | | D6/319 |
| D464,491 S * | 10/2002 | Di Gilio | | D6/319 |
| D501,329 S * | 2/2005 | Anderson | | D6/319 |
| D504,577 S * | 5/2005 | Mann | | D6/319 |
| D620,262 S * | 7/2010 | Tukulj-Popovic | | D6/319 |

* cited by examiner

Primary Examiner—Shanda C Hill

(74) *Attorney, Agent, or Firm*—Kagan Binder, PLLC

(57) **CLAIM**

The ornamental design for a hanger, as shown and described.

DESCRIPTION

FIG. 1 is a perspective view of a hanger showing my new design, shown in a closed configuration;

FIG. 2 is a front view thereof, the rear view being a mirror image;

FIG. 3 is a top view thereof;

FIG. 4 is a bottom view thereof;

FIG. 5 is a right side view thereof, the left side view being a mirror image thereof;

FIG. 6 is a perspective view of the hanger shown in an open configuration;

FIG. 7 is a front view thereof, the rear view being a mirror image;

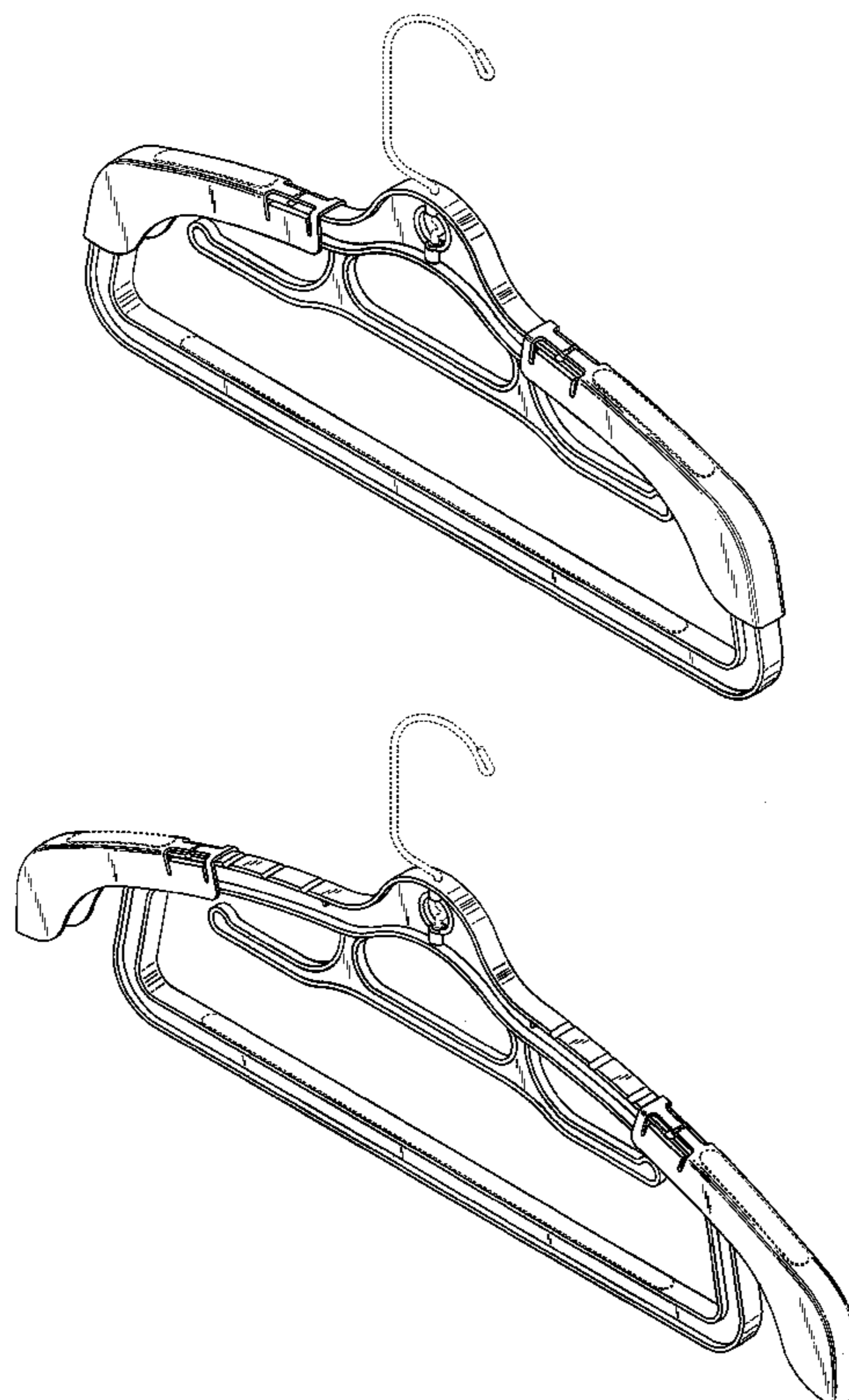
FIG. 8 is a top view thereof;

FIG. 9 is a bottom view thereof; and,

FIG. 10 is a right side view thereof, the left side view being a mirror image thereof.

The broken lines shown in the drawing disclosure are for illustrative purposes only and form no part of the claimed design.

1 Claim, 8 Drawing Sheets



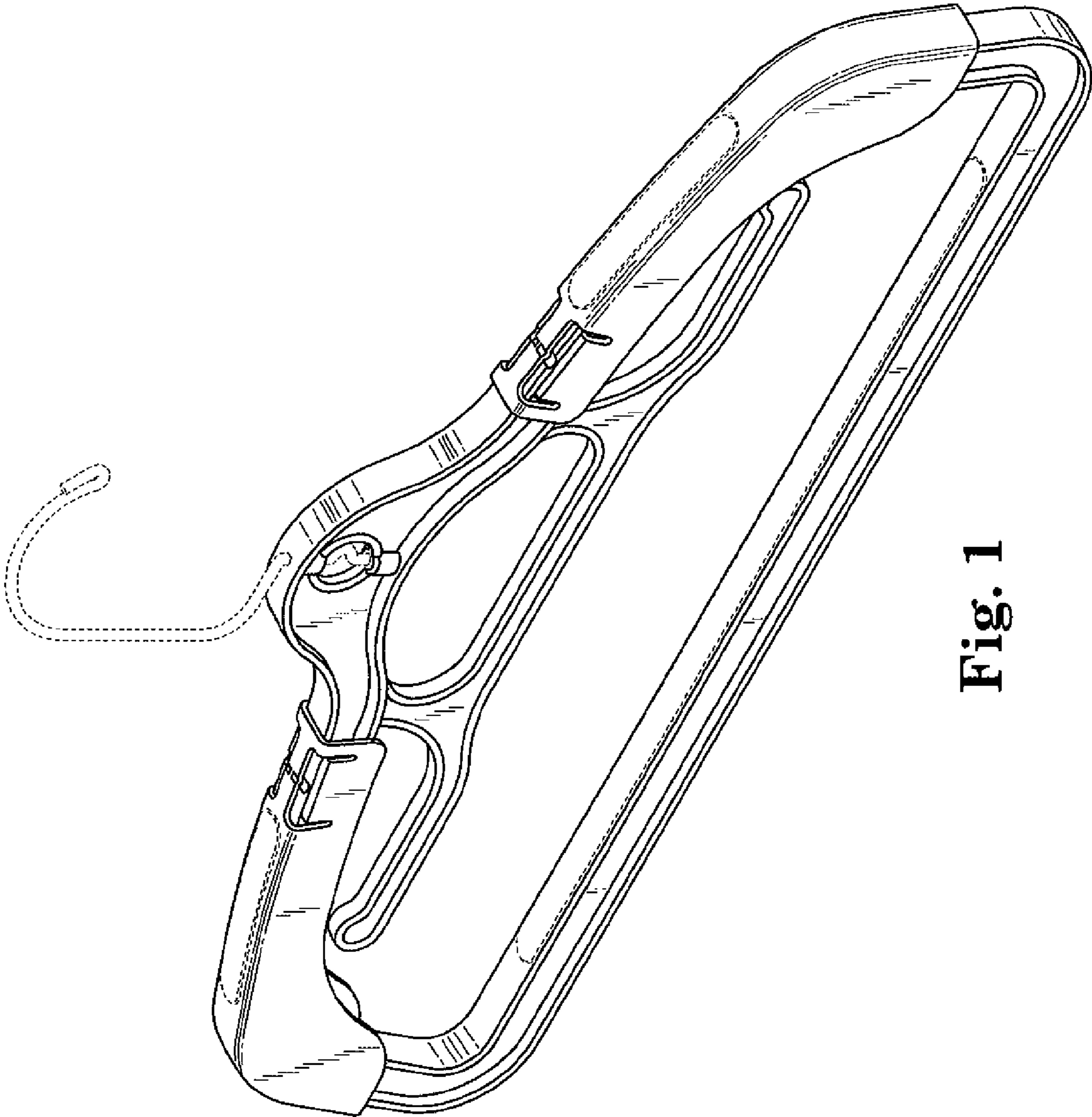


Fig. 1

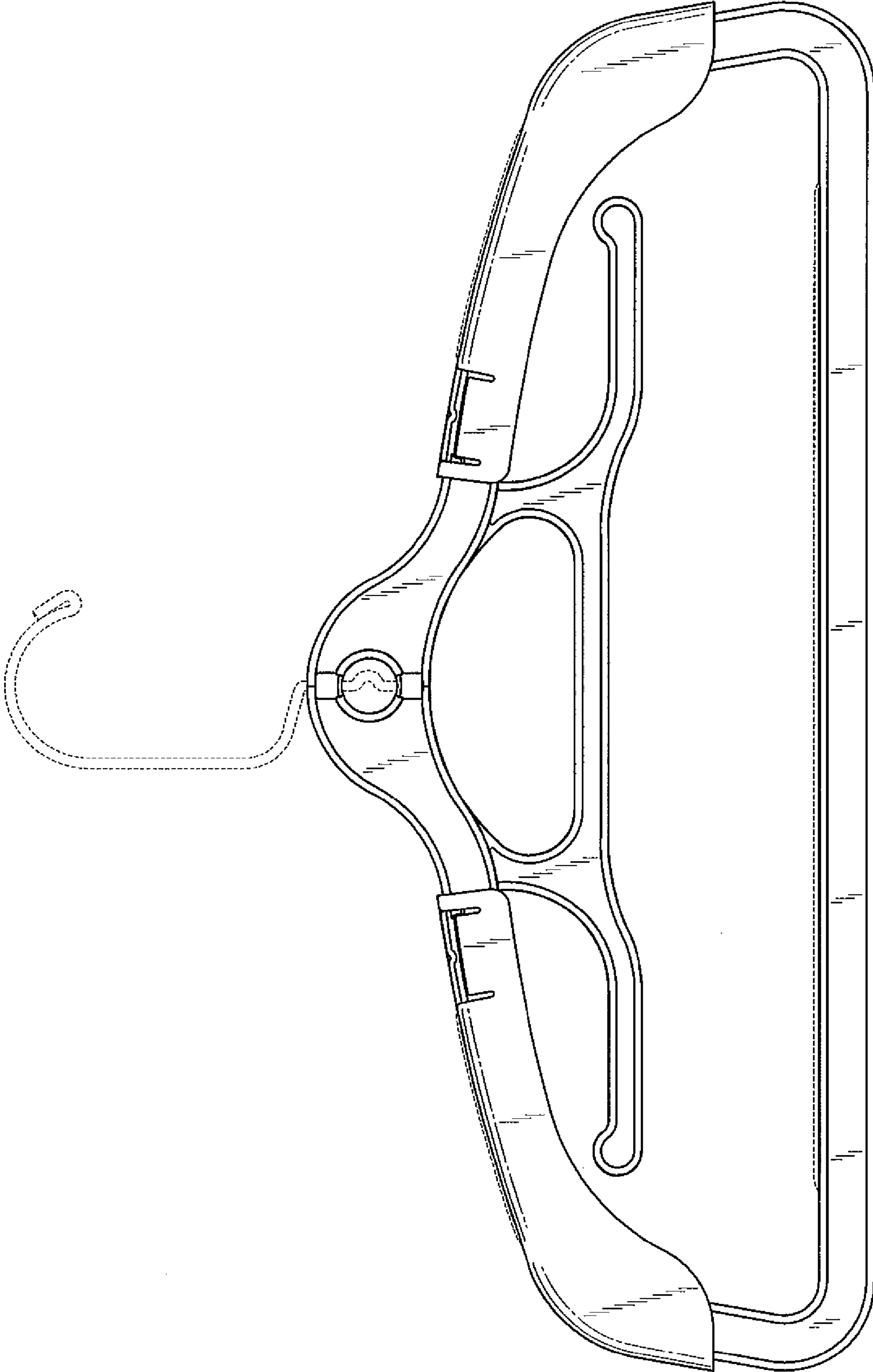


Fig. 2

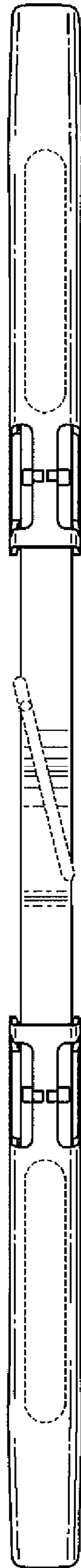


Fig. 3



Fig. 4



Fig. 5

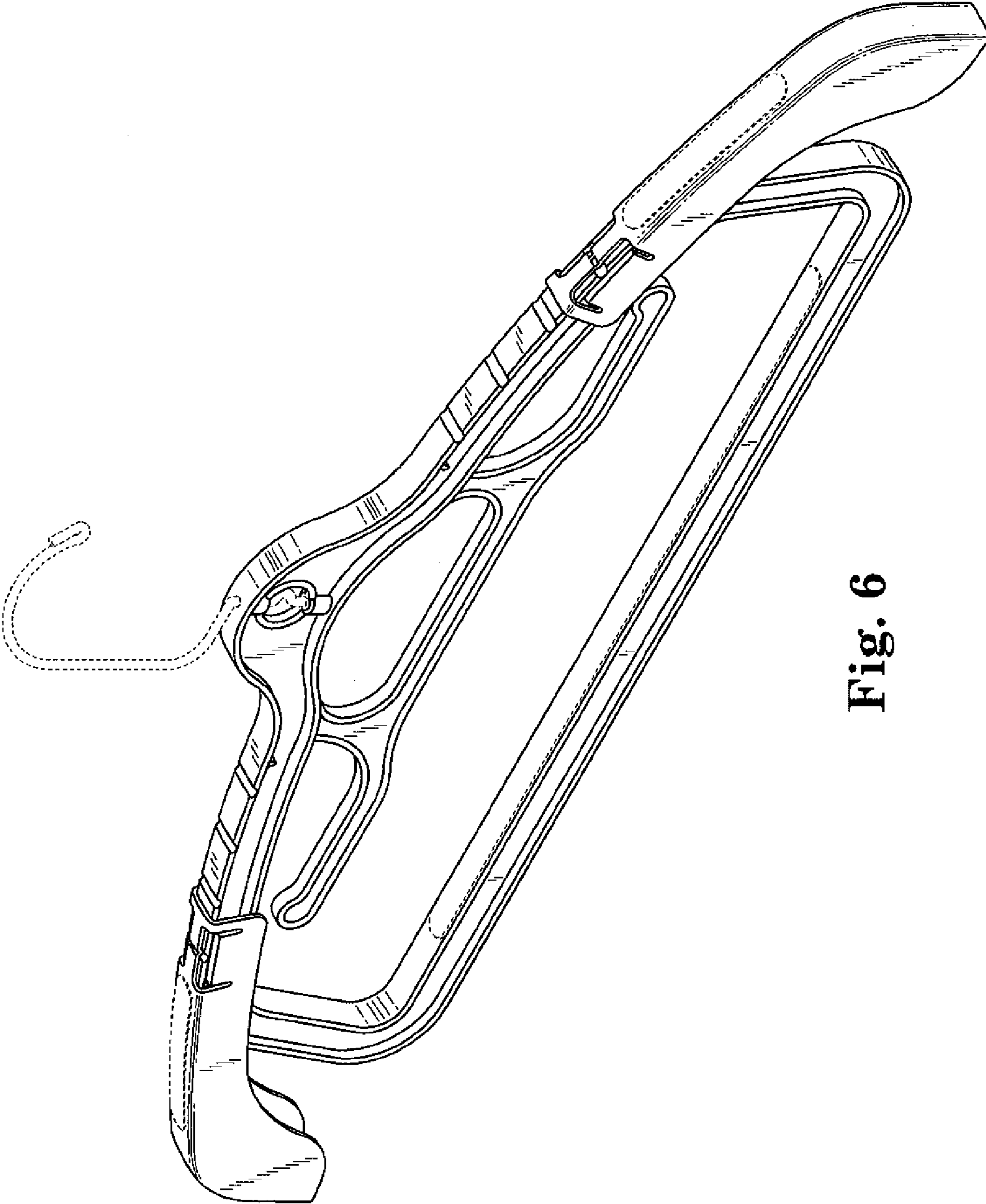


Fig. 6

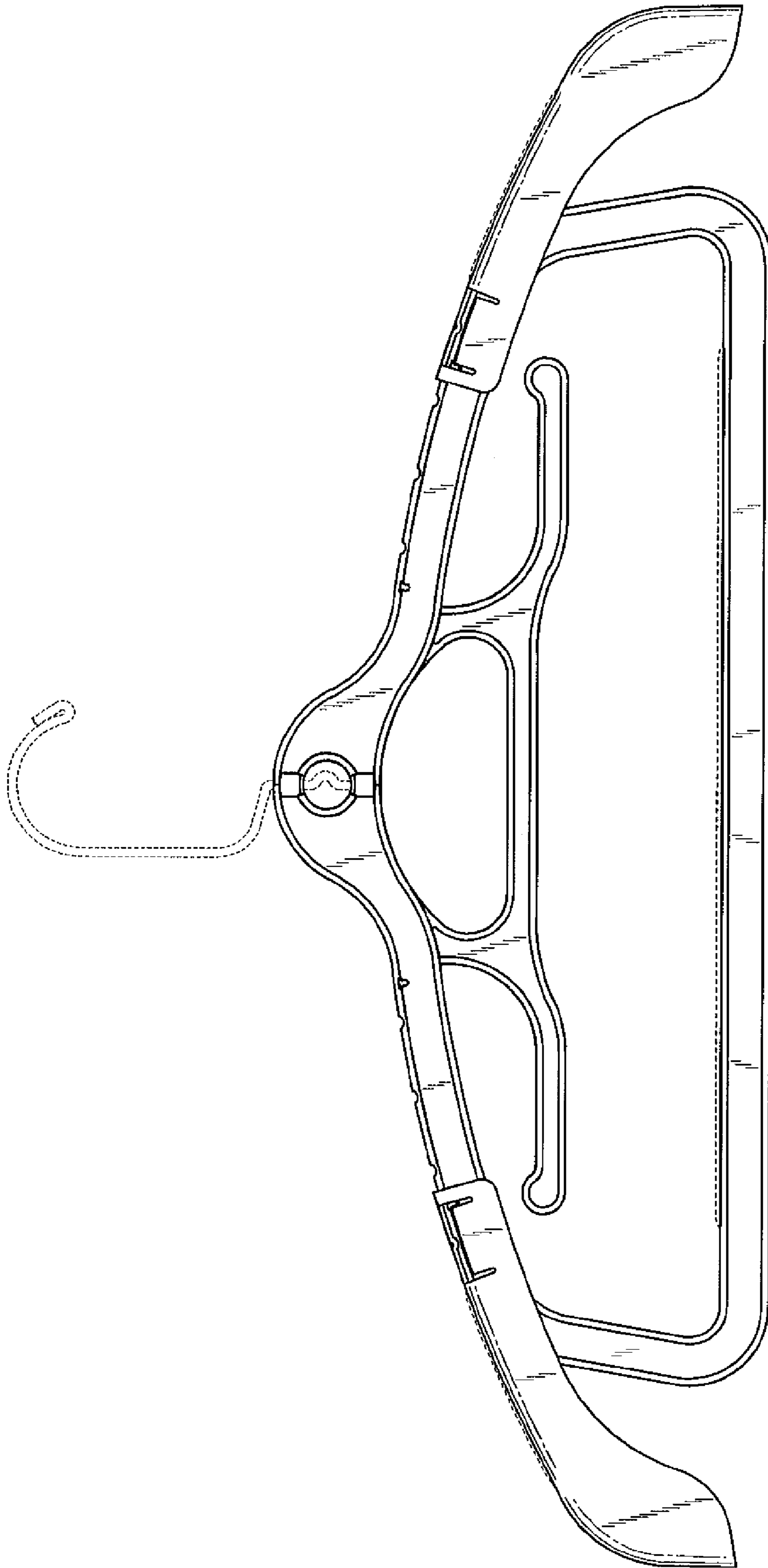


Fig. 7

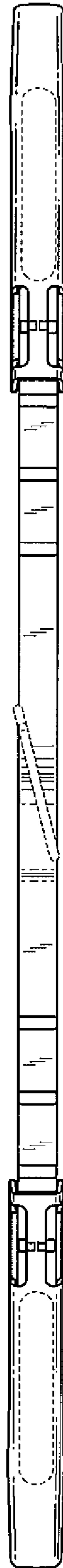


Fig. 8




Fig. 9



Fig. 10