



US00D630443S

(12) **United States Design Patent**  
**Chandler**

(10) **Patent No.:** **US D630,443 S**

(45) **Date of Patent:** **\*\* Jan. 11, 2011**

(54) **PHOTOGRAPHIC DISPLAY KIT**

(76) **Inventor:** **Beth Chandler**, 2506 Martin St.,  
Nazareth, PA (US) 18064

(\*\*) **Term:** **14 Years**

(21) **Appl. No.:** **29/350,458**

(22) **Filed:** **Nov. 17, 2009**

(51) **LOC (9) Cl.** ..... **06-07**

(52) **U.S. Cl.** ..... **D6/302**

(58) **Field of Classification Search** ..... D6/300-314,  
D6/444; 40/700, 778, 729, 733, 735, 711;  
D19/1

See application file for complete search history.

(56) **References Cited**

**U.S. PATENT DOCUMENTS**

1,342,248	A	*	6/1920	Bloomquist	.....	40/778
D328,529	S	*	8/1992	Lenarczyk	.....	D6/329
D355,531	S	*	2/1995	Lynch, Sr.	.....	D6/312
D367,964	S	*	3/1996	Baker et al.	.....	D6/302
D370,129	S	*	5/1996	Freudenfeld	.....	D6/301
D391,773	S	*	3/1998	Zaidman et al.	.....	D6/312
D392,468	S	*	3/1998	O'Reilly	.....	D6/310
D415,619	S	*	10/1999	Gandy	.....	D6/301
D426,391	S	*	6/2000	Rowan	.....	D6/332
D462,531	S	*	9/2002	Risdon	.....	D6/302
D514,827	S	*	2/2006	Sakaguchi	.....	D6/312
D572,024	S	*	7/2008	Shapiro	.....	D6/301

\* cited by examiner

*Primary Examiner*—Philip S Hyder

*Assistant Examiner*—Sydney R Buffalow

(74) *Attorney, Agent, or Firm*—QuickPatents, Inc.; Kevin Prince

(57) **CLAIM**

What is claimed is the ornamental design for a photographic display kit, as shown and described.

**DESCRIPTION**

FIG. 1 is a perspective view of a photographic display kit, showing the new design in an assembled configuration;

FIG. 2 is a front elevational view thereof, illustrated in an unassembled configuration, and showing from top to bottom a name plate, a display board, one large mat, and ten small mats of the design, the rear elevational views of the name plate, large mat, and small mats each being mirror images thereof;

FIG. 3 is a rear elevational view of the display board thereof;

FIG. 4 is a left-side elevational view of the display board, the right-side elevational view being a mirror image thereof;

FIG. 5 is a top plan view of the display board, the bottom plan view being a mirror image thereof;

FIG. 6 is a top plan view of the small mat of the design, the bottom plan view being a mirror image thereof;

FIG. 7 is a left-side elevational view of the small mat, the right-side elevational view being a mirror image thereof;

FIG. 8 is a top plan view of the large mat of the design, the bottom plan view being a mirror image thereof;


FIG. 9 is a left-side elevational view of the large mat, the right-side elevational view being a mirror image thereof;

FIG. 10 is a top plan view of the name plate of the design, the bottom plan view being a mirror image thereof; and,

FIG. 11 is a left-side elevational view of the name plate, the right-side elevational view being a mirror image thereof.

The broken lines showing a photos, a message, and a person's name in FIGS. 1 and 2 are included for the purpose of illustrating the invention in use, and form no part of the claimed design.

**1 Claim, 4 Drawing Sheets**






FIG. 1

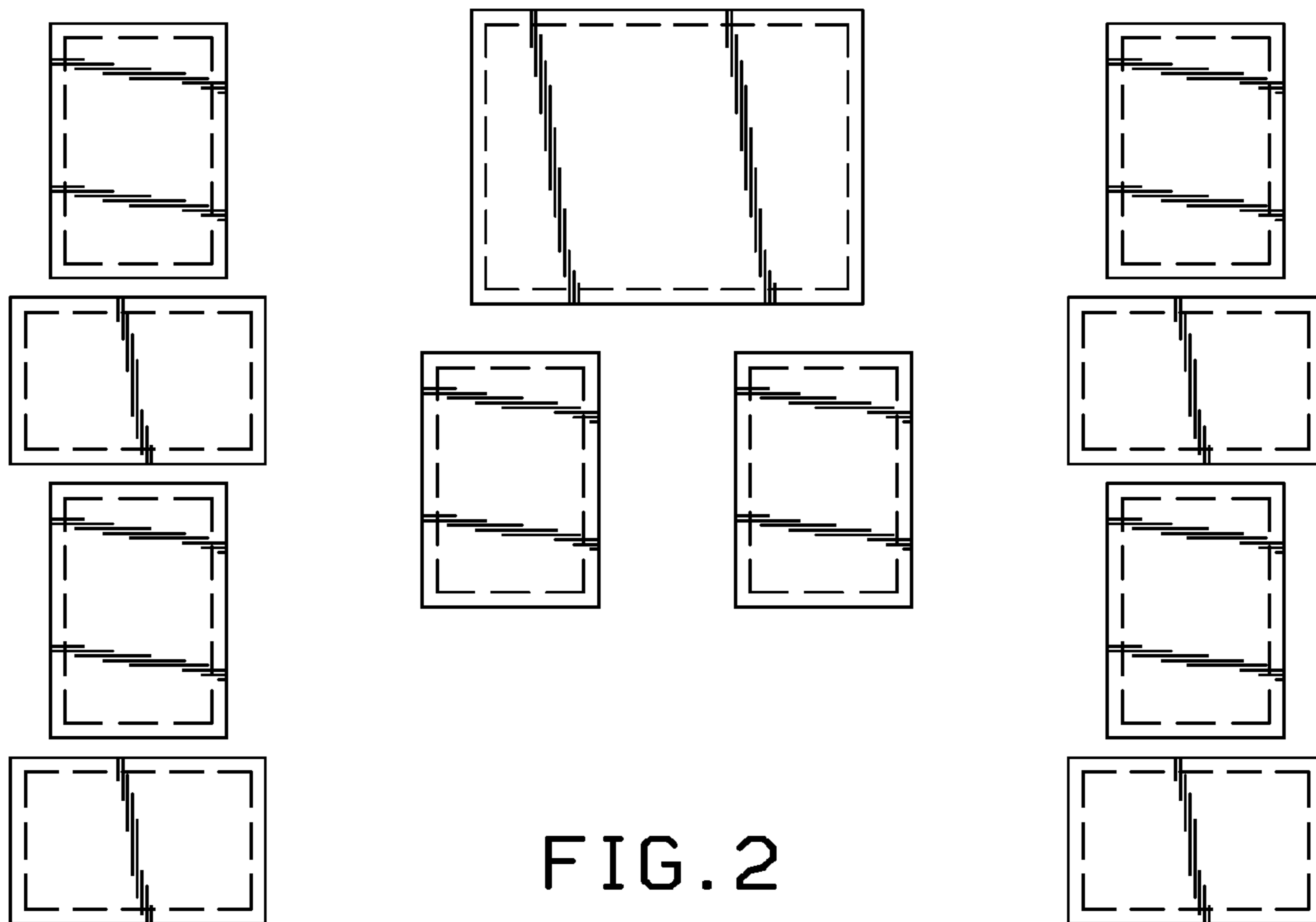
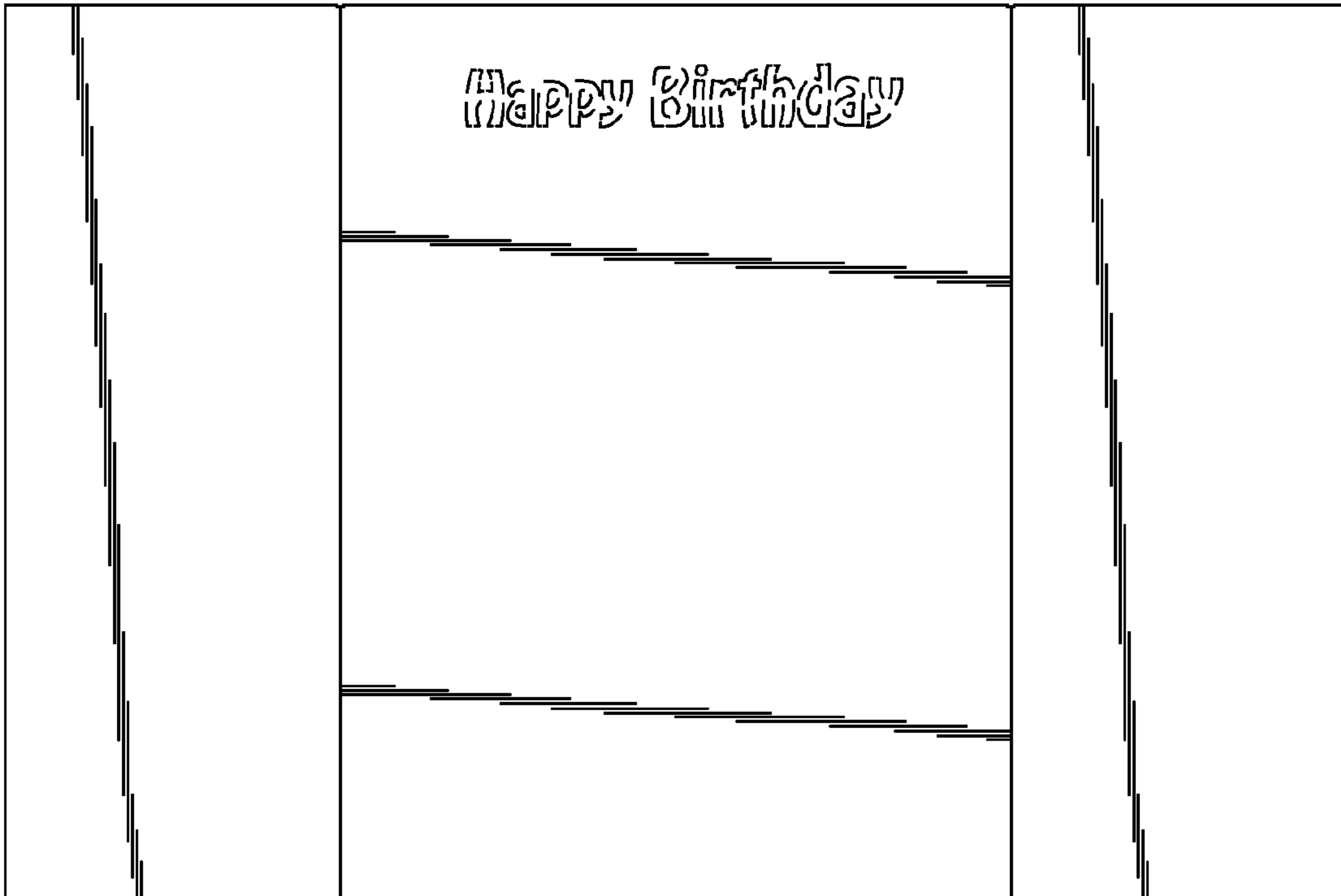



FIG. 2

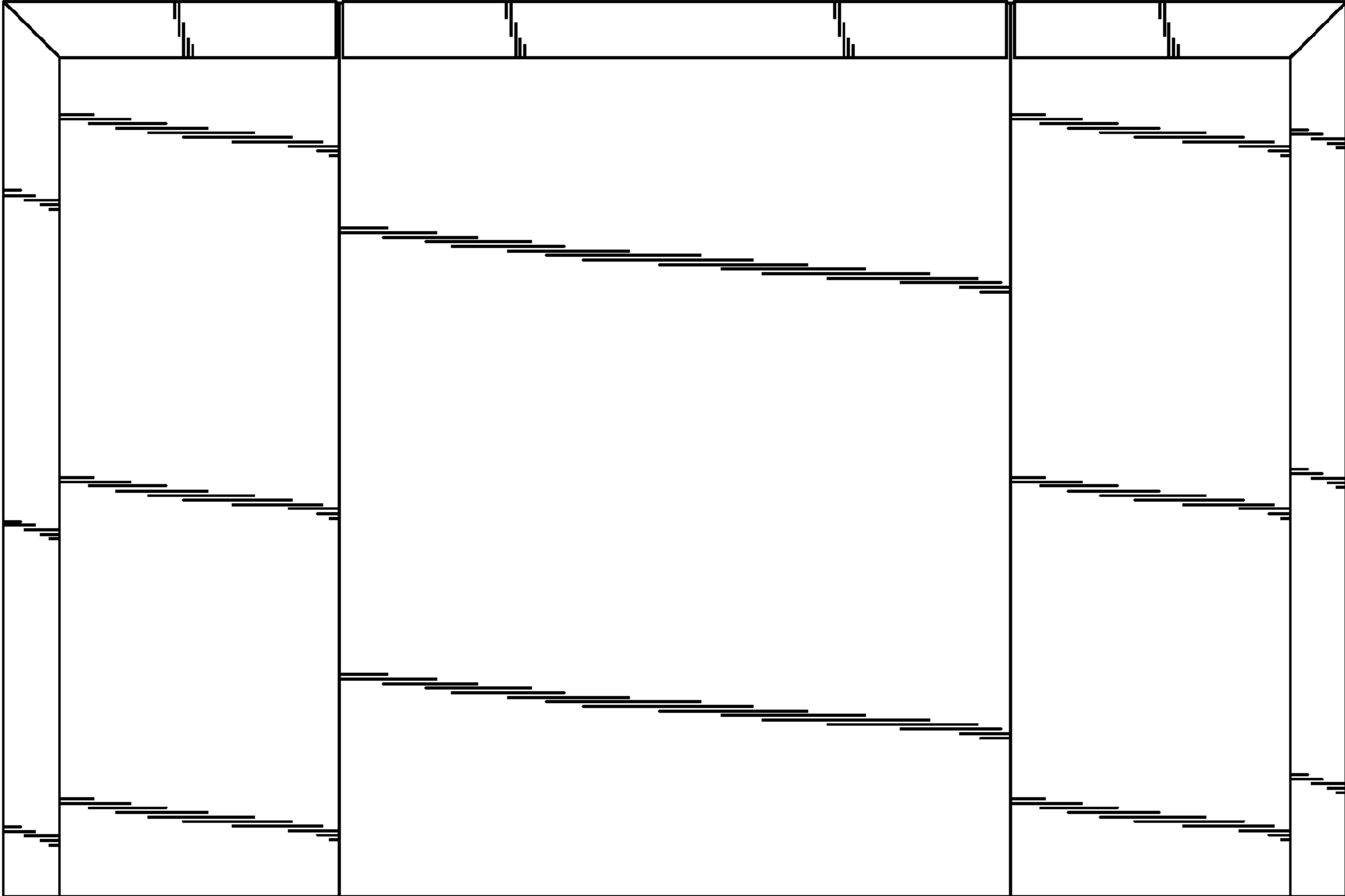


FIG. 3



FIG. 4

---

FIG. 5



FIG. 6



FIG. 7



FIG. 8



FIG. 9



FIG. 10



FIG. 11