



US00D630430S

(12) **United States Design Patent**  
**Gonzalez**

(10) **Patent No.:** **US D630,430 S**  
(45) **Date of Patent:** **\*\* Jan. 11, 2011**

(54) **HANDBAG**

D609,469 S \* 2/2010 Giannini ..... D3/245

(75) Inventor: **Alvaro Gonzalez**, Florence (IT)

(73) Assignee: **J. Choo Limited**, London (GB)

(\*\*) Term: **14 Years**

(21) Appl. No.: **29/348,033**

(22) Filed: **Nov. 19, 2009**

(30) **Foreign Application Priority Data**

May 21, 2009 (EM) ..... 001140412-0009

(51) **LOC (9) Cl.** ..... **03-01**

(52) **U.S. Cl.** ..... **D3/232**

(58) **Field of Classification Search** ..... D3/232–233,  
D3/240–246, 318, 324; 150/100, 103–110,  
150/113–114, 118–119

See application file for complete search history.

(56) **References Cited**

**U.S. PATENT DOCUMENTS**

- D63,991 S \* 2/1924 Baron ..... D3/235
- D104,069 S \* 4/1937 Lewis ..... D3/246
- D104,144 S \* 4/1937 Lewis ..... D3/246
- D209,996 S \* 1/1968 Balett ..... D3/246
- D446,643 S \* 8/2001 Hanley ..... D3/243
- D466,689 S \* 12/2002 Hanley ..... D3/246
- D487,632 S 3/2004 Galliano
- D498,589 S \* 11/2004 Galliano ..... D3/246
- D502,813 S 3/2005 Gonzalez
- D520,743 S 5/2006 Gonzalez
- D551,863 S 10/2007 Gonzalez
- D560,908 S 2/2008 Gerbi
- D590,149 S 4/2009 Gonzalez
- D596,852 S \* 7/2009 Nelson ..... D3/245
- D599,545 S \* 9/2009 Nelson ..... D3/232

**OTHER PUBLICATIONS**

U.S. Appl. No. 29/348,027, filed Nov. 17, 2009—First named inventor: Alvaro Gonzalez.

Kate Spade, Haircalf bag, Women’s Wear Daily, Aug. 15, 2005, pp. 4-5.

\* cited by examiner

*Primary Examiner*—Holly H Baynham

(74) *Attorney, Agent, or Firm*—Fross Zelnick Lehrman & Zissu, P.C.; Lawrence E. Apolzon, Esq.

(57) **CLAIM**

The ornamental design for a handbag, as shown and described.

**DESCRIPTION**

FIG. 1 is a front perspective view of an alternative embodiment of the handbag shown in FIG. 1;

FIG. 2 is a front view of the alternative embodiment of the handbag shown in FIG. 1;

FIG. 3 is a rear view of the alternative embodiment of the handbag shown in FIG. 1;

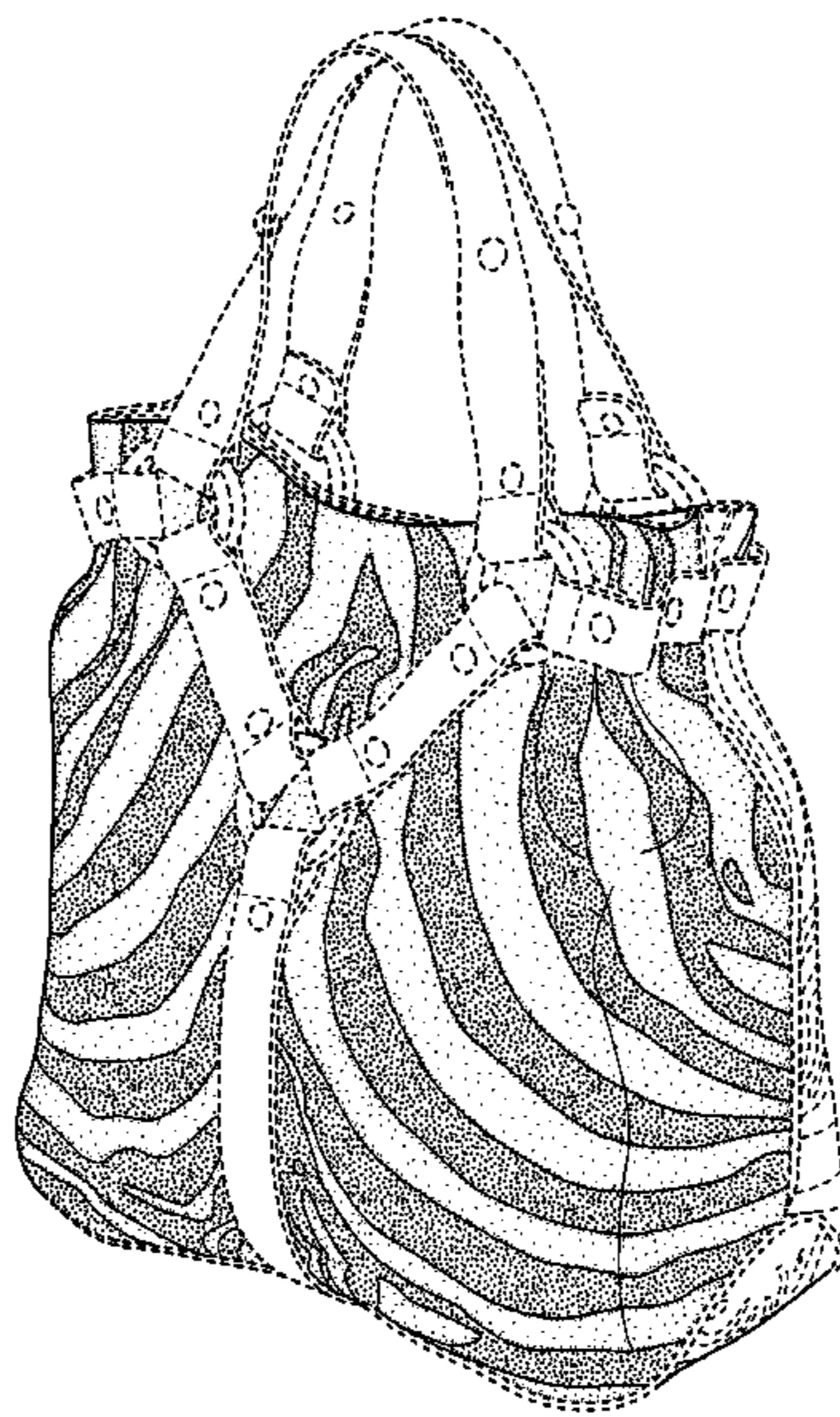
FIG. 4 is a right side view of the alternative embodiment of the handbag shown in FIG. 1 (with the left side view being a mirror image thereof);

FIG. 5 is a top view of the alternative embodiment of the handbag shown in FIG. 1; and,

FIG. 6 is a bottom view of the alternative embodiment of the handbag in FIG. 1.

The broken line showing of the handles, rivets, portions of the body of the bag, portions of the rear of the bag, side and seam piping, and portions of the strap assembly with rings is for illustrative purposes only and forms no part of the claimed design.

**1 Claim, 6 Drawing Sheets**



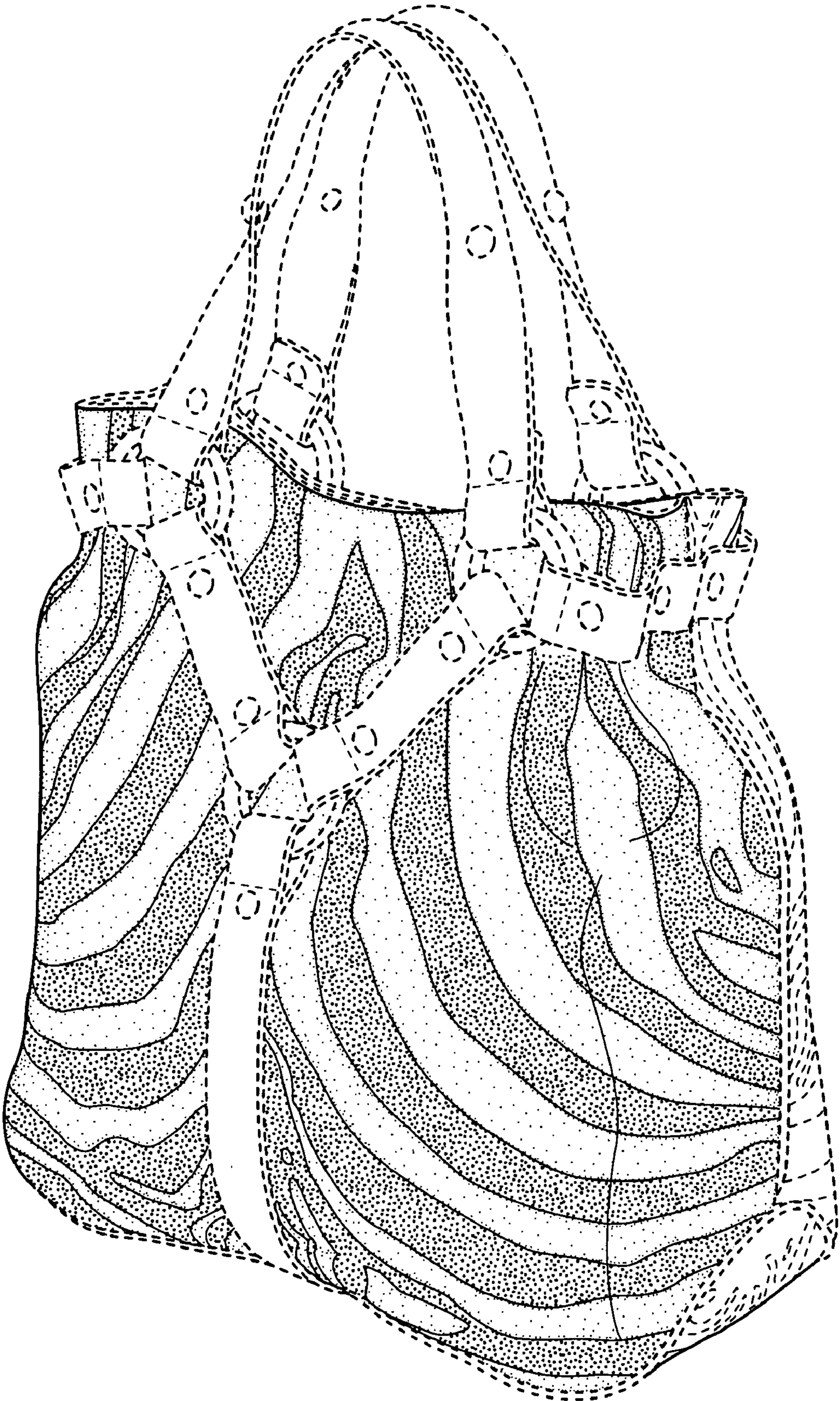


FIG. 1

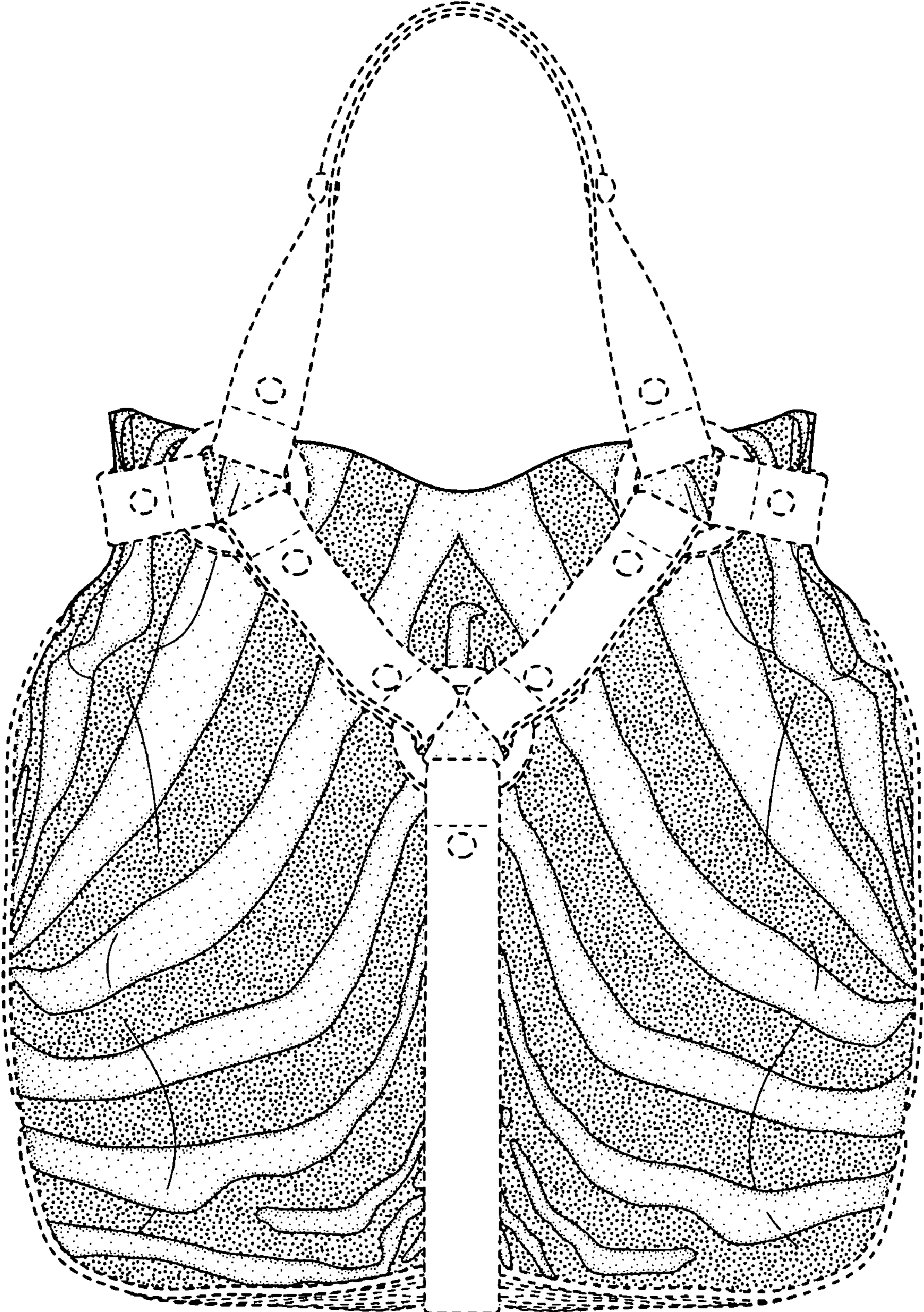


FIG. 2

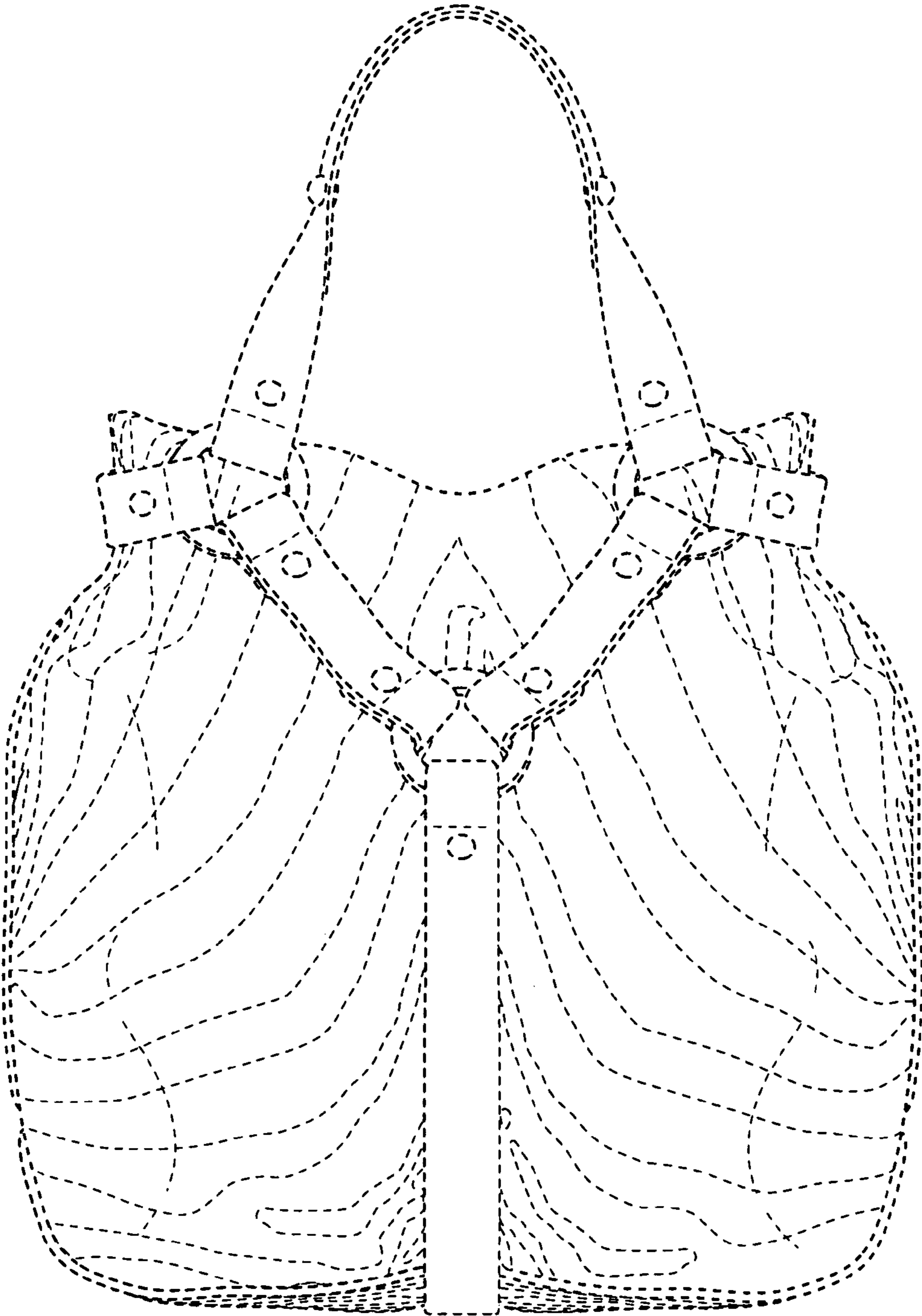


FIG. 3

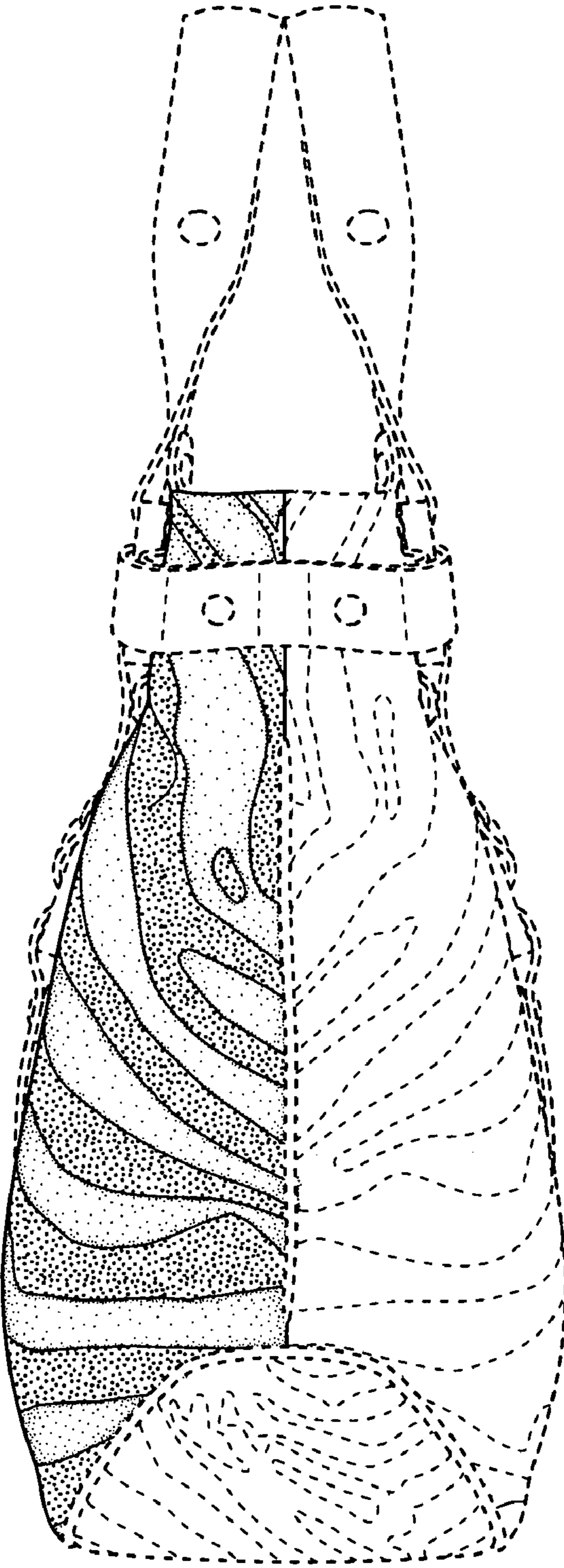


FIG. 4

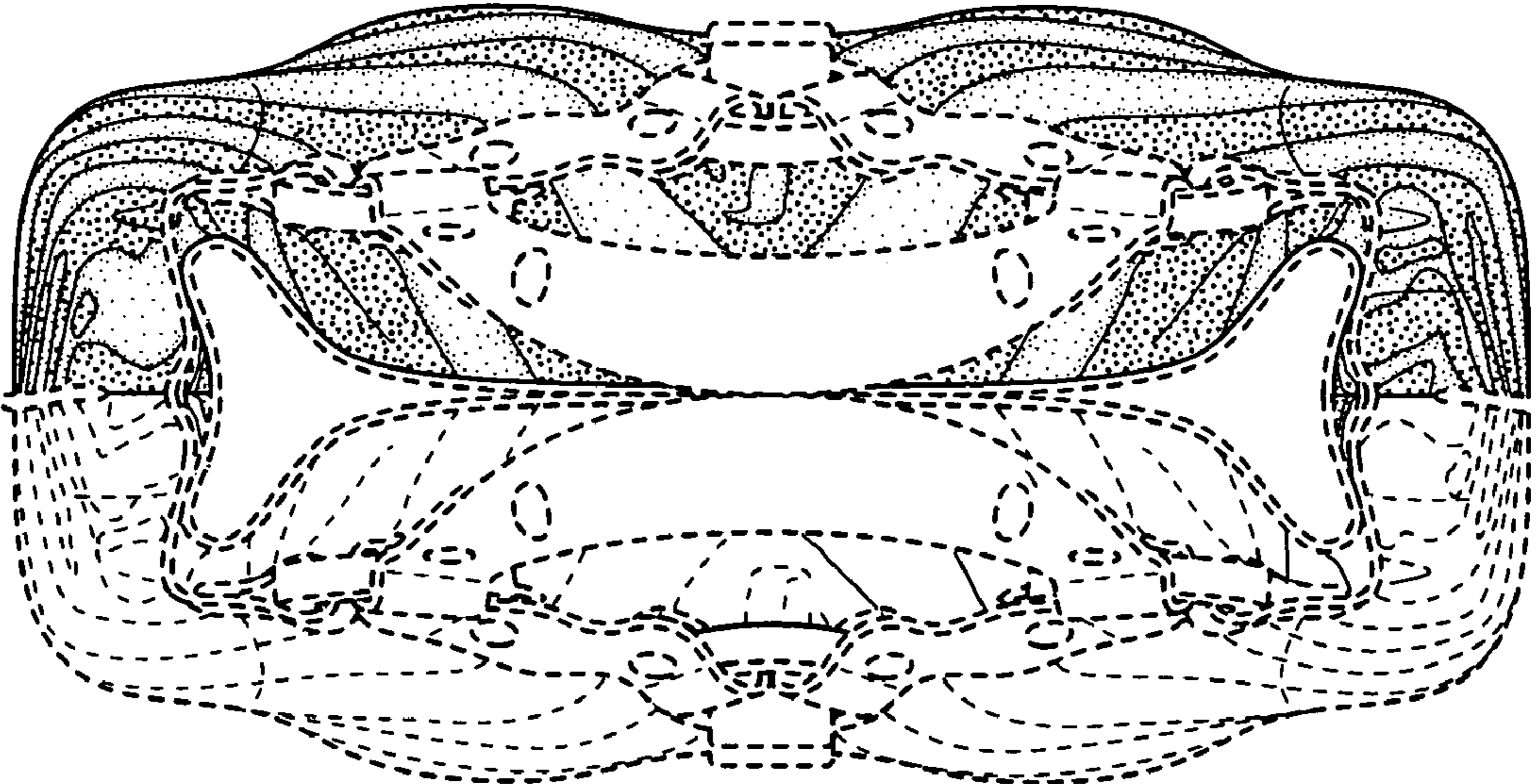


FIG. 5

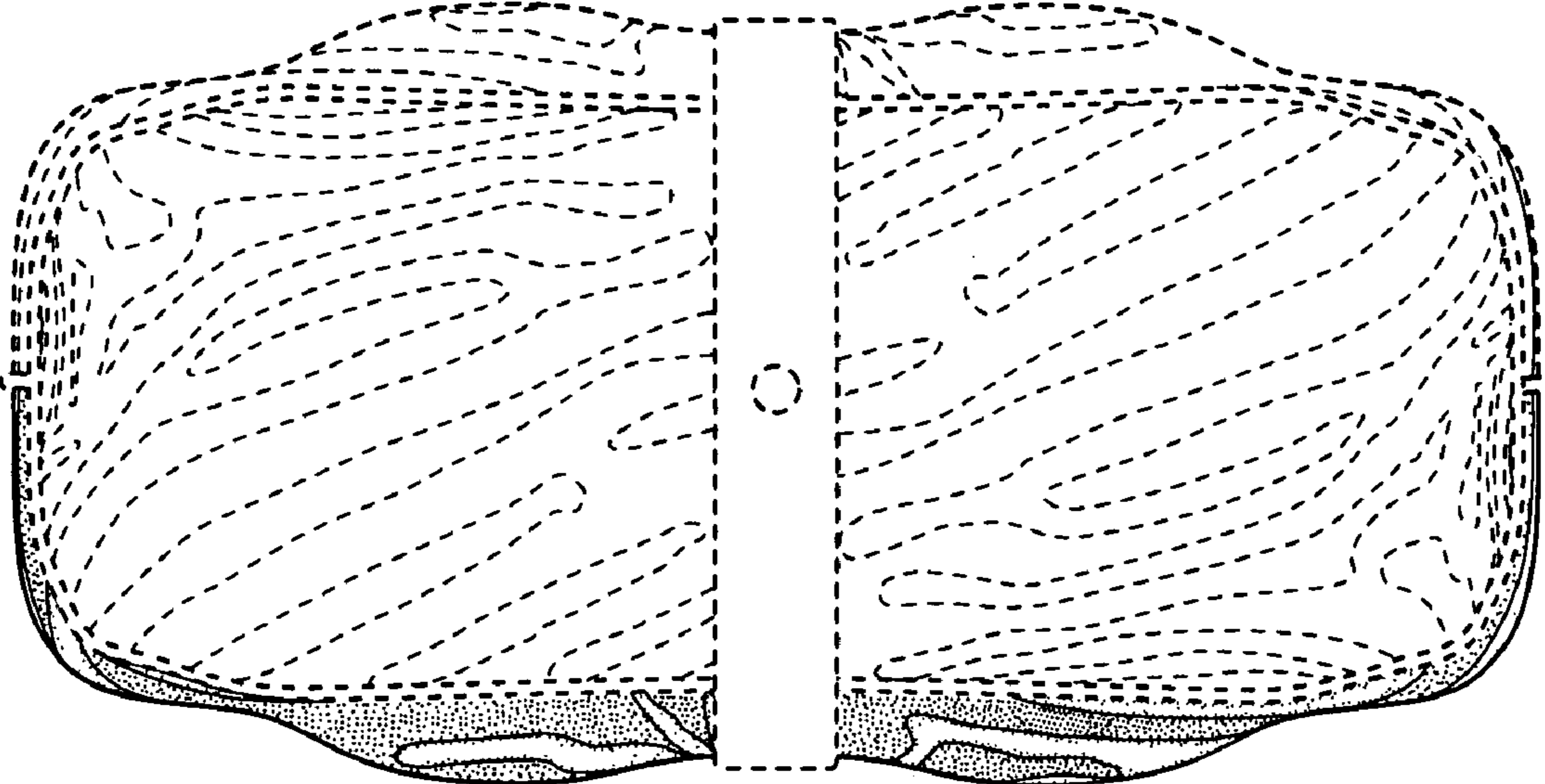


FIG. 6