



US00D630422S

(12) **United States Design Patent**
Davis

(10) **Patent No.:** **US D630,422 S**

(45) **Date of Patent:** **** Jan. 11, 2011**

(54) **FOOTWEAR OUTSOLE**

(75) Inventor: **Russell Davis**, Wynne, AR (US)

(73) Assignee: **Ariat International, Inc.**, Union City, CA (US)

(**) Term: **14 Years**

(21) Appl. No.: **29/359,735**

(22) Filed: **Apr. 14, 2010**

(51) **LOC (9) Cl.** **02-04**

(52) **U.S. Cl.** **D2/951**

(58) **Field of Classification Search** D2/902,
D2/906, 908, 916, 918, 925, 946, 947, 951-954,
D2/956-962, 977; 36/3 B, 22 R, 24.5, 25 R,
36/28, 32 R, 34 R, 59 C, 67 A, 103
See application file for complete search history.

(56) **References Cited**

U.S. PATENT DOCUMENTS

1,250,312 A	12/1917	Healey	
1,387,411 A	8/1921	Kolkebeck	
1,895,660 A	1/1933	Hauck	
D120,217 S *	4/1940	Daniels D2/954
2,280,440 A	4/1942	Melchionna	
2,442,007 A	5/1948	Johnson	
2,505,706 A	4/1950	Damon	
D354,615 S	1/1995	Parker	
D356,208 S	3/1995	Parker	
D365,434 S	12/1995	Parker	
D365,435 S	12/1995	Parker	
D365,436 S	12/1995	Parker	
D369,016 S	4/1996	Parker	
D373,896 S	9/1996	Parker	
D384,492 S	10/1997	Parker	
D391,045 S *	2/1998	Assous D2/954

(Continued)

Primary Examiner—T. Chase Nelson

(74) *Attorney, Agent, or Firm*—Dascenzo Intellectual Property Law, P.C.

(57) **CLAIM**

I claim the ornamental design for a footwear outsole, as shown described.

DESCRIPTION

FIG. 1 is a front isometric view of a footwear outsole showing the new design.

FIG. 2 is a rear isometric rear view of the new design.

FIG. 3 is a bottom plan view of the new design.

FIG. 4 is a right side elevation view of the new design.

FIG. 5 is a left side elevation view of the new design.

FIG. 6 is a rear elevation view of the new design.

FIG. 7 is a front elevation view of the new design.

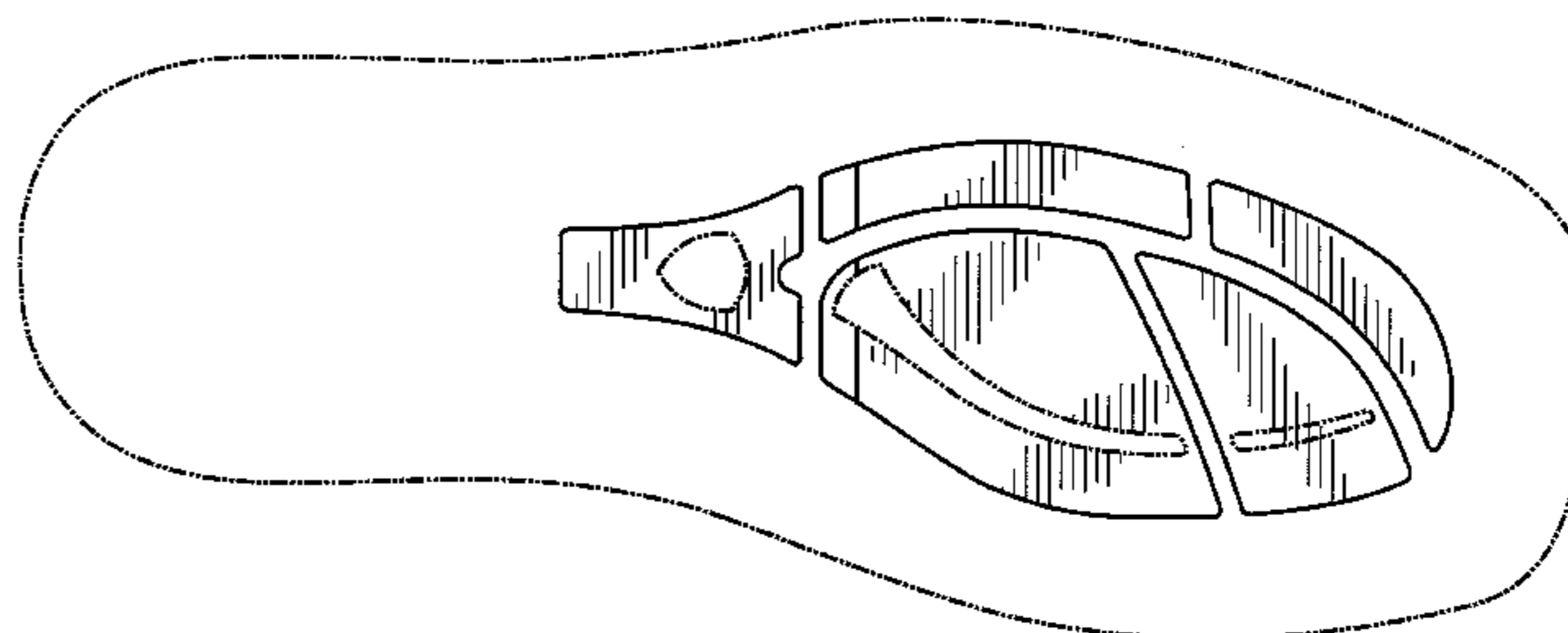
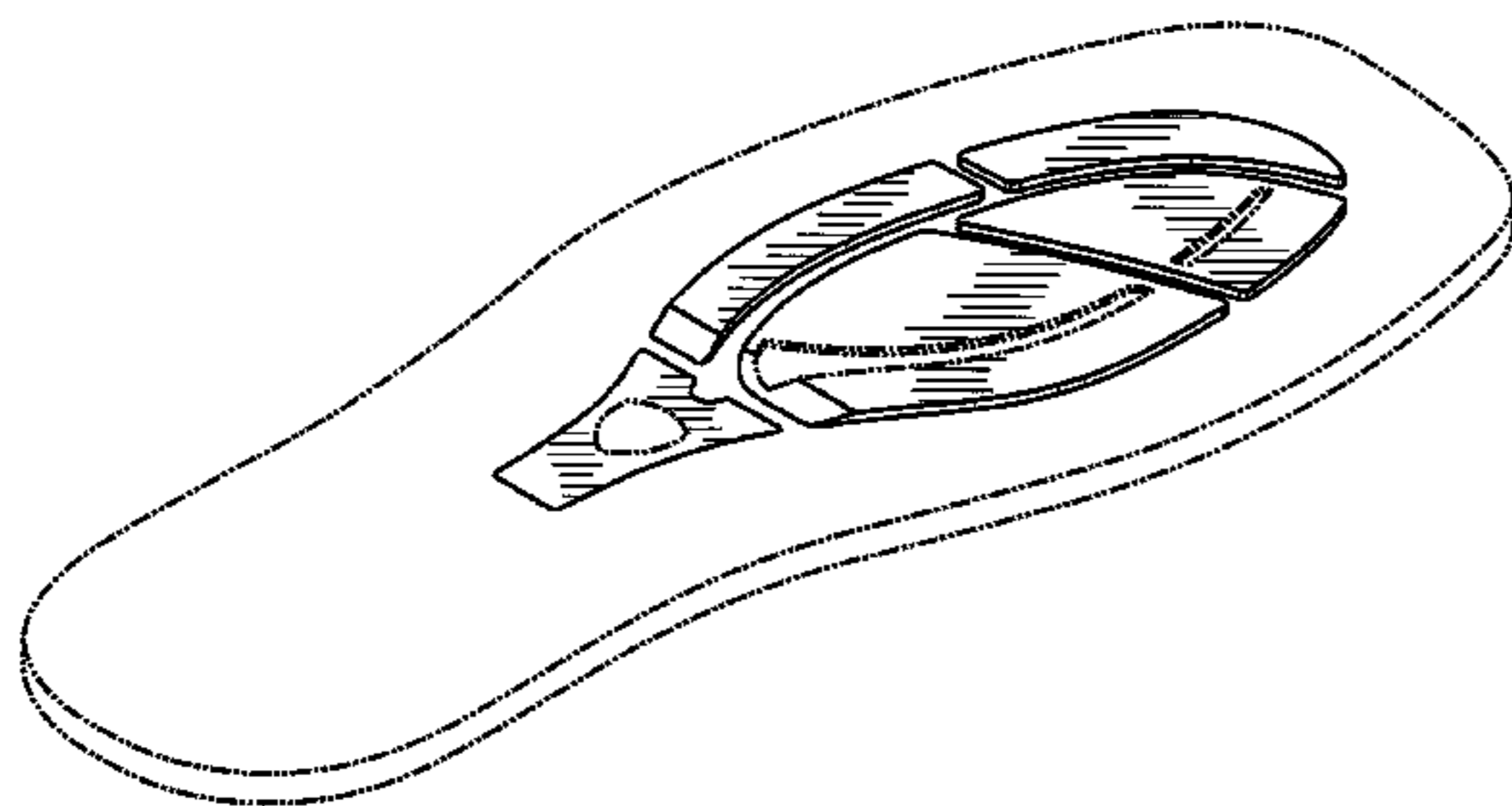
FIG. 8 is a side elevation view showing the new design in an exemplary position as applied on an article of footwear; and,

FIG. 9 is a bottom perspective view showing the new design in an exemplary position as applied on an article of footwear.

The broken lines shown in the drawings are for illustrative purposes only and form no part of the claimed design. Specifically, the broken lines of FIGS. 1-7 illustrate portions of the footwear outsole that form no part of the claimed design, and the broken lines of FIGS. 8-9 illustrate portions of the footwear outsole in addition to environmental structure representing a corresponding article of footwear that form no part of the claimed design.

The shading lines shown in the drawings represent the approximate three-dimensional contour of the design, and are not intended to indicate surface decoration.

1 Claim, 3 Drawing Sheets



US D630,422 S

Page 2

U.S. PATENT DOCUMENTS

5,720,117 A	2/1998	Toschi	
D394,745 S *	6/1998	Egelja	D2/999
D398,438 S	9/1998	De Baere	
D399,039 S	10/1998	Toschi	
D404,190 S	1/1999	Toschi	
D427,755 S	7/2000	Tresser	
D443,129 S	6/2001	Tresser	
6,247,251 B1	6/2001	James	
6,497,057 B1	12/2002	Lee et al.	
D482,184 S	11/2003	Gordon	
D490,221 S *	5/2004	Edauw	D2/908
D493,952 S *	8/2004	Mitchell	D2/960
D496,779 S *	10/2004	Belley et al.	D2/960
D501,708 S	2/2005	Andrews-Kramer	
D502,308 S	3/2005	Teague	
D504,205 S	4/2005	Andrews-Kramer	
D506,306 S	6/2005	Teague	
D513,842 S *	1/2006	Paytuvi	D2/957
D515,305 S	2/2006	Andrews-Kramer	
D515,306 S	2/2006	Andrews-Kramer	
D516,284 S	3/2006	Andrews-Kramer	
D525,016 S	7/2006	Feller	
7,096,605 B1	8/2006	Kozo et al.	
D551,833 S	10/2007	Feller	
D555,337 S	11/2007	Feller	
D557,884 S *	12/2007	McClaskie	D2/953
D569,088 S	5/2008	Poetsch	
D570,080 S	6/2008	Feller et al.	
7,380,353 B2 *	6/2008	Feller et al.	36/44
D612,138 S	3/2010	Gaines	
D618,893 S *	7/2010	McClaskie	D2/953

* cited by examiner

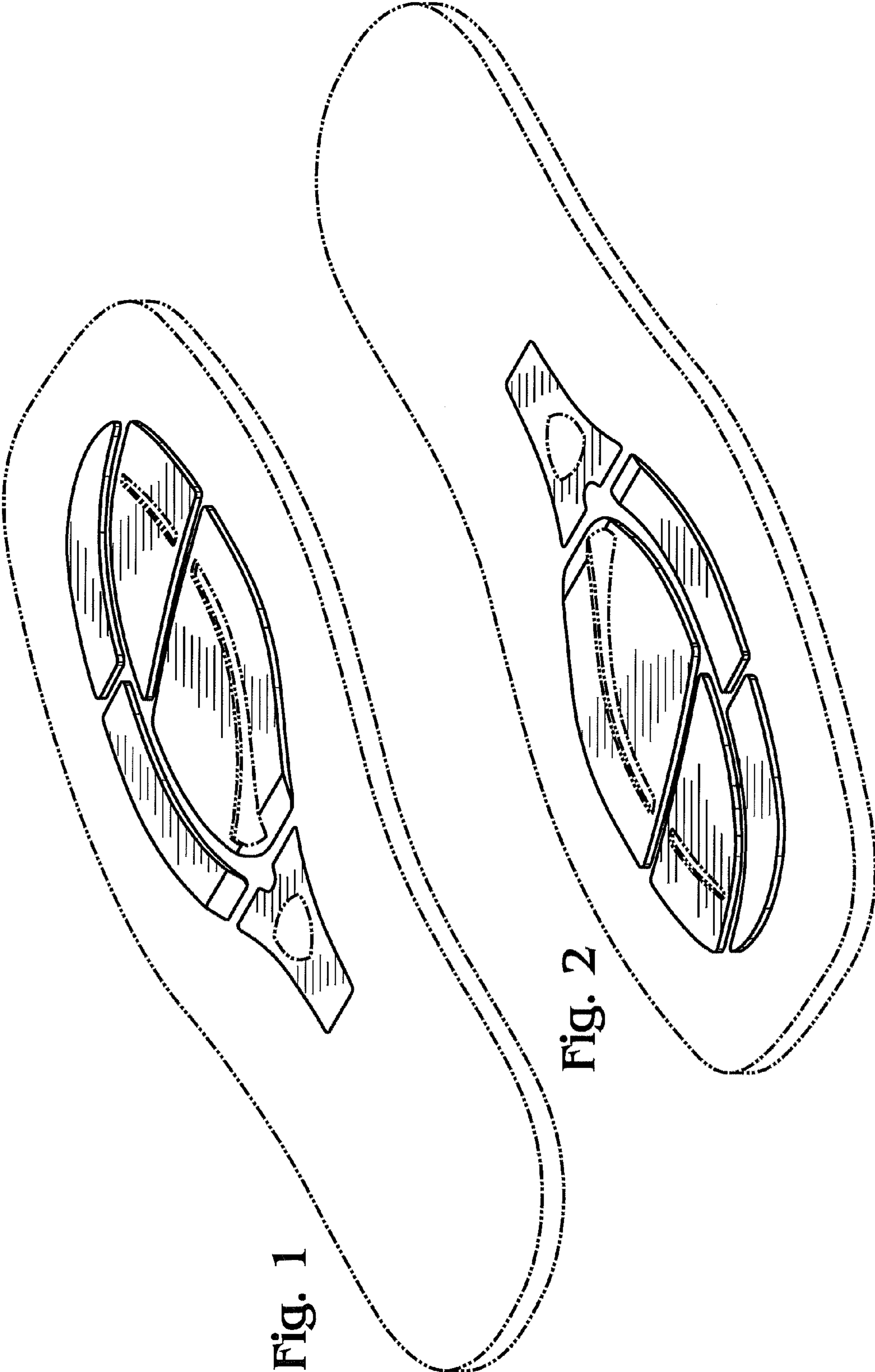


Fig. 1

Fig. 2

Fig. 3

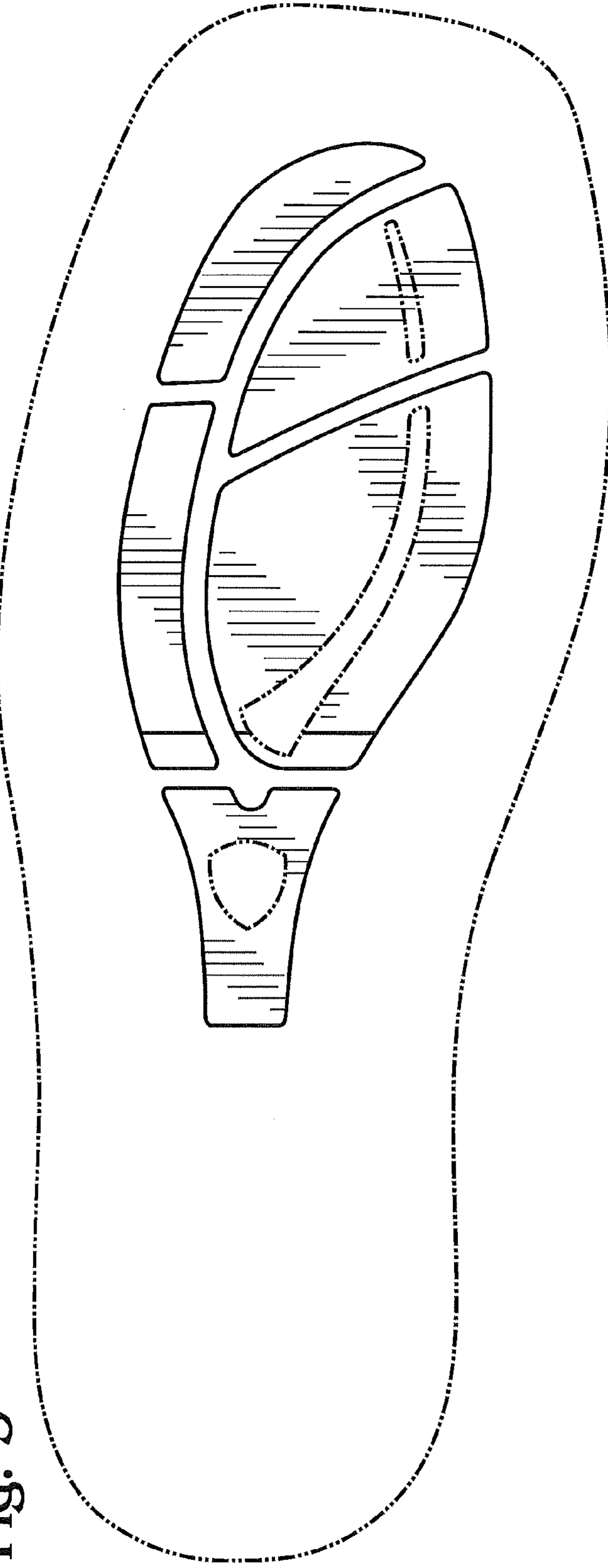


Fig. 4



Fig. 5



Fig. 6



Fig. 7



Fig. 8

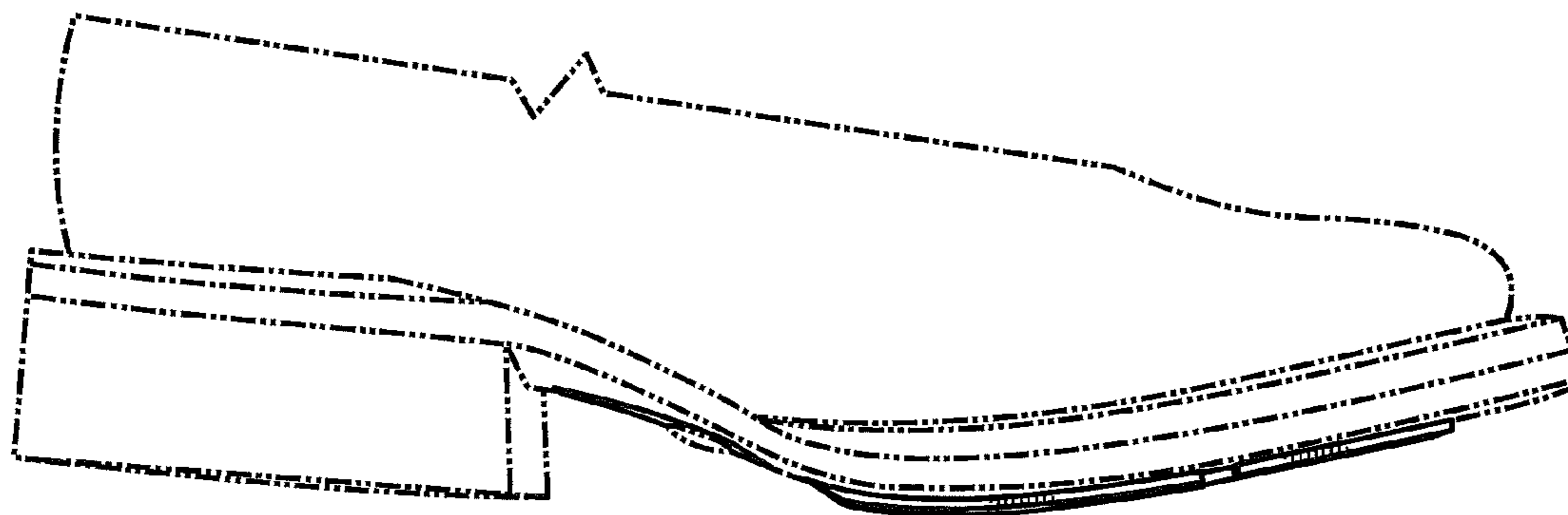
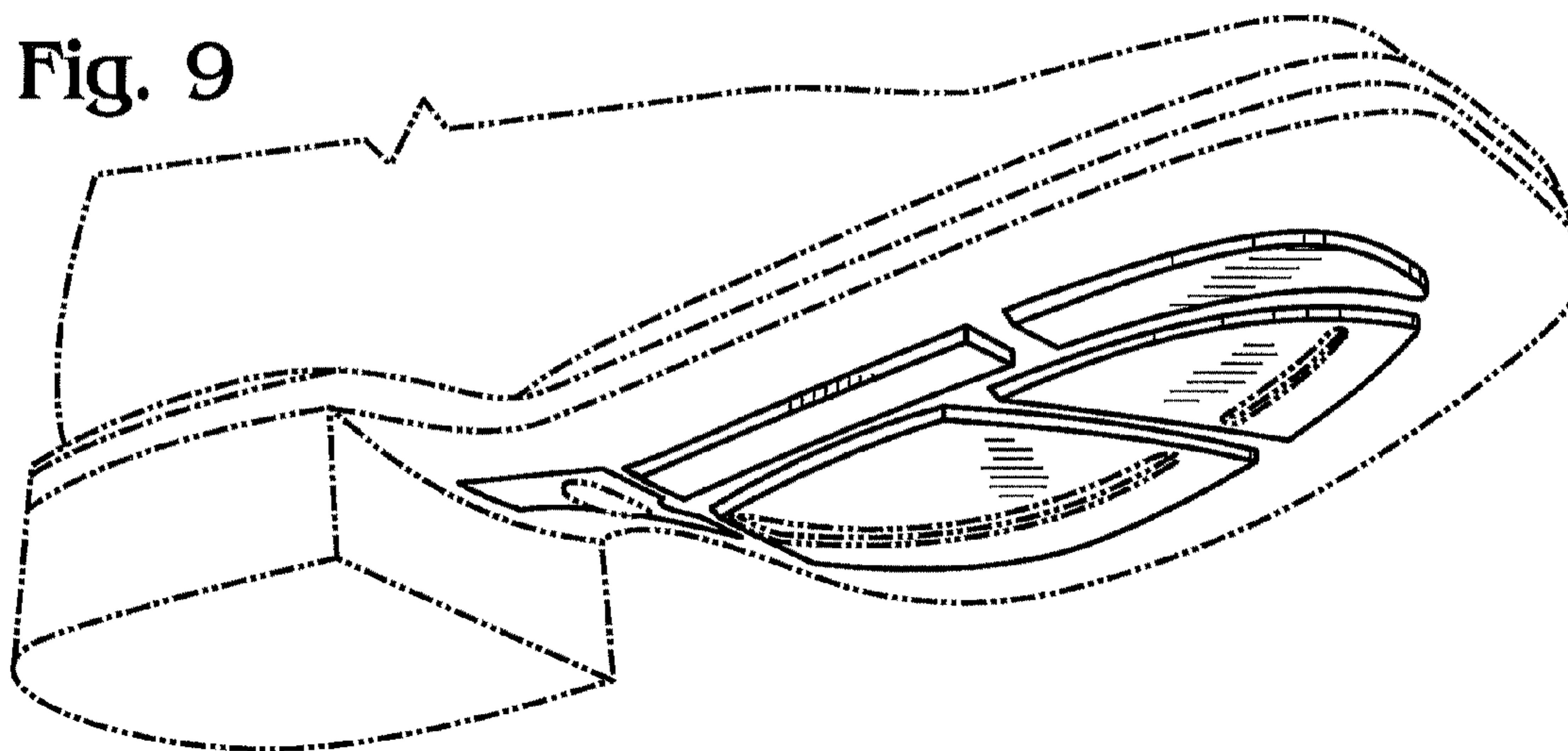


Fig. 9



UNITED STATES PATENT AND TRADEMARK OFFICE
CERTIFICATE OF CORRECTION

PATENT NO. : D630,422 S
APPLICATION NO. : 29/359735
DATED : January 11, 2011
INVENTOR(S) : Davis

Page 1 of 1

It is certified that error appears in the above-identified patent and that said Letters Patent is hereby corrected as shown below:

In the Figure Descriptions on Page 1, Column 2, Line 14, after "Fig. 6 is a" please delete "rear" and insert -- front --.

In the Figure Descriptions on Page 1, Column 2, Line 15, after "Fig. 7 is a" please delete "front" and insert -- rear --.

Signed and Sealed this
Thirty-first Day of May, 2011

A handwritten signature in black ink that reads "David J. Kappos". The signature is written in a cursive, slightly slanted style.

David J. Kappos
Director of the United States Patent and Trademark Office