



US00D630421S

(12) **United States Design Patent**  
**Zappiello**

(10) **Patent No.:** **US D630,421 S**

(45) **Date of Patent:** **\*\* Jan. 11, 2011**

(54) **SHOE SOLE**

(75) Inventor: **Nicola Zappiello**, New York, NY (US)

(73) Assignee: **Aerogroup International Holdings LLC**, Edison, NJ (US)

(\*\*) Term: **14 Years**

(21) Appl. No.: **29/356,737**

(22) Filed: **Mar. 2, 2010**

(51) **LOC (9) Cl.** ..... **02-04**

(52) **U.S. Cl.** ..... **D2/951**

(58) **Field of Classification Search** ..... D2/902,  
D2/908, 916, 918, 925, 946, 947, 951-954,  
D2/956-962, 977; 36/3 B, 22 R, 24.5, 25 R,  
36/28, 32 R, 34 R, 59 C, 103

See application file for complete search history.

(56) **References Cited**

**U.S. PATENT DOCUMENTS**

4,501,077	A *	2/1985	Young	.....	36/32 R
D295,113	S *	4/1988	Zuidema et al.	.....	D2/957
D366,754	S *	2/1996	Valverde	.....	D2/954
D396,947	S *	8/1998	Serna	.....	D2/959
D398,143	S *	9/1998	Meyer	.....	D2/951
D418,662	S *	1/2000	Bergmans	.....	D2/926
D424,287	S *	5/2000	Edwards	.....	D2/957
6,446,359	B2 *	9/2002	Tomat	.....	36/3 R
D476,143	S *	6/2003	McDowell	.....	D2/960
D479,035	S *	9/2003	Adams et al.	.....	D2/959
6,920,705	B2 *	7/2005	Lucas et al.	.....	36/25 R
7,124,519	B2 *	10/2006	Issler	.....	36/31
D539,014	S *	3/2007	Issler	.....	D2/953
D554,339	S *	11/2007	Reina et al.	.....	D2/960
D561,443	S *	2/2008	Robinson et al.	.....	D2/959
D574,130	S *	8/2008	Le	.....	D2/956
D576,395	S *	9/2008	Earle	.....	D2/957
D587,442	S *	3/2009	Robinson et al.	.....	D2/959
D590,586	S *	4/2009	Harlow	.....	D2/960
D591,943	S *	5/2009	Recchi	.....	D2/953

D594,195	S *	6/2009	Nakano	.....	D2/957
7,540,100	B2 *	6/2009	Pawlus et al.	.....	36/76 R
D601,334	S *	10/2009	Werman	.....	D2/959
D607,193	S *	1/2010	Recchi	.....	D2/959
D607,633	S *	1/2010	Mongelli	.....	D2/947
D608,999	S *	2/2010	McClaskie	.....	D2/959
D609,894	S *	2/2010	Andersen et al.	.....	D2/956
D617,541	S *	6/2010	Petrie	.....	D2/955
7,762,008	B1 *	7/2010	Clark et al.	.....	36/3 B
D621,144	S *	8/2010	McClaskie	.....	D2/953
D621,594	S *	8/2010	Diaz	.....	D2/953
2008/0229617	A1 *	9/2008	Johnson et al.	.....	36/102

\* cited by examiner

*Primary Examiner*—T. Chase Nelson

(74) *Attorney, Agent, or Firm*—Lackenbach Siegel, LLP;  
Andrew F. Young

(57) **CLAIM**

The ornamental design for a shoe sole, as shown and described.

**DESCRIPTION**

FIG. 1 is a left front perspective view of the present invention.

FIG. 2 is a left side elevational view thereof.

FIG. 3 is a right side elevational view thereof.

FIG. 4 is a bottom plan view thereof.

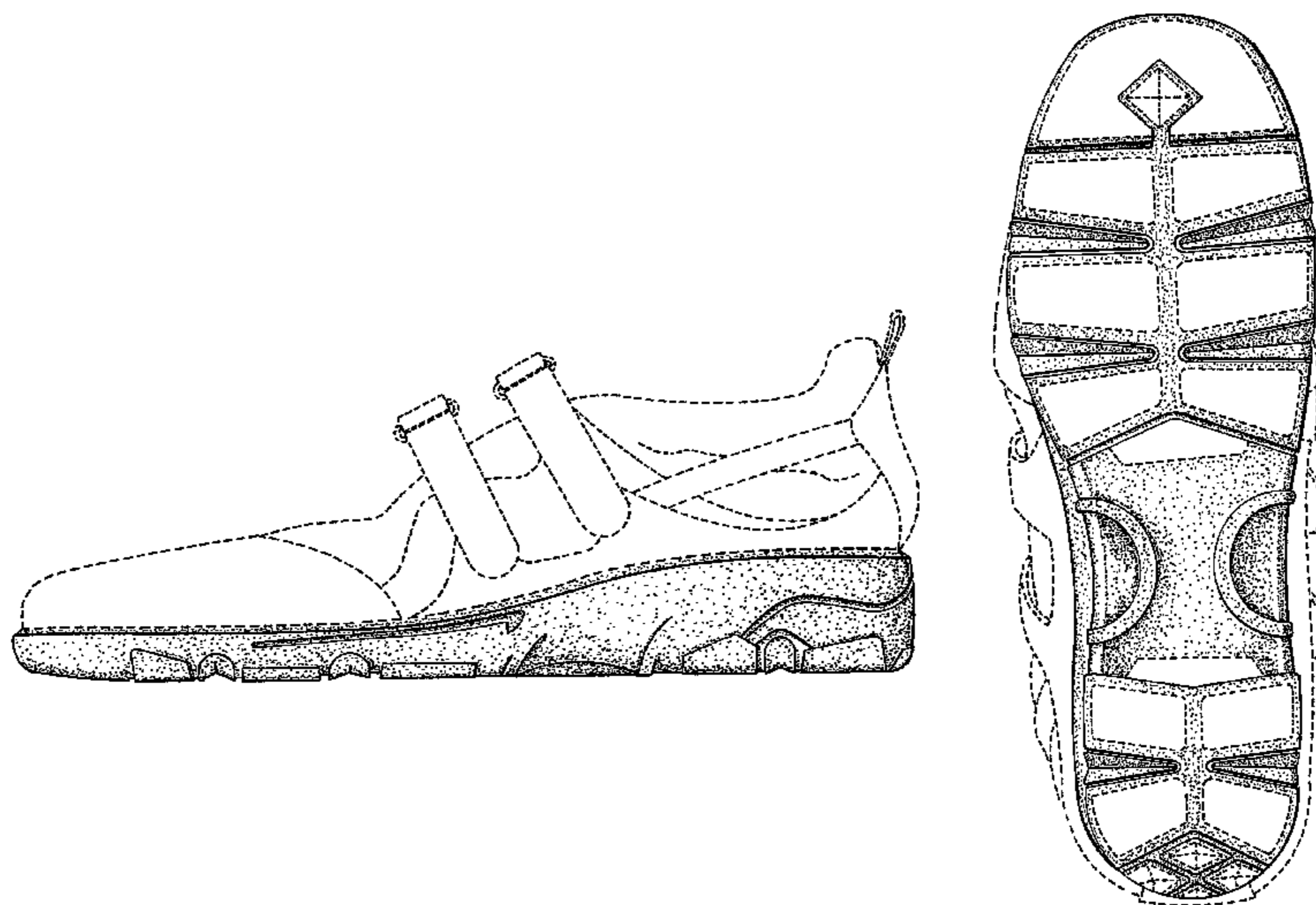
FIG. 5 is a top plan view thereof.

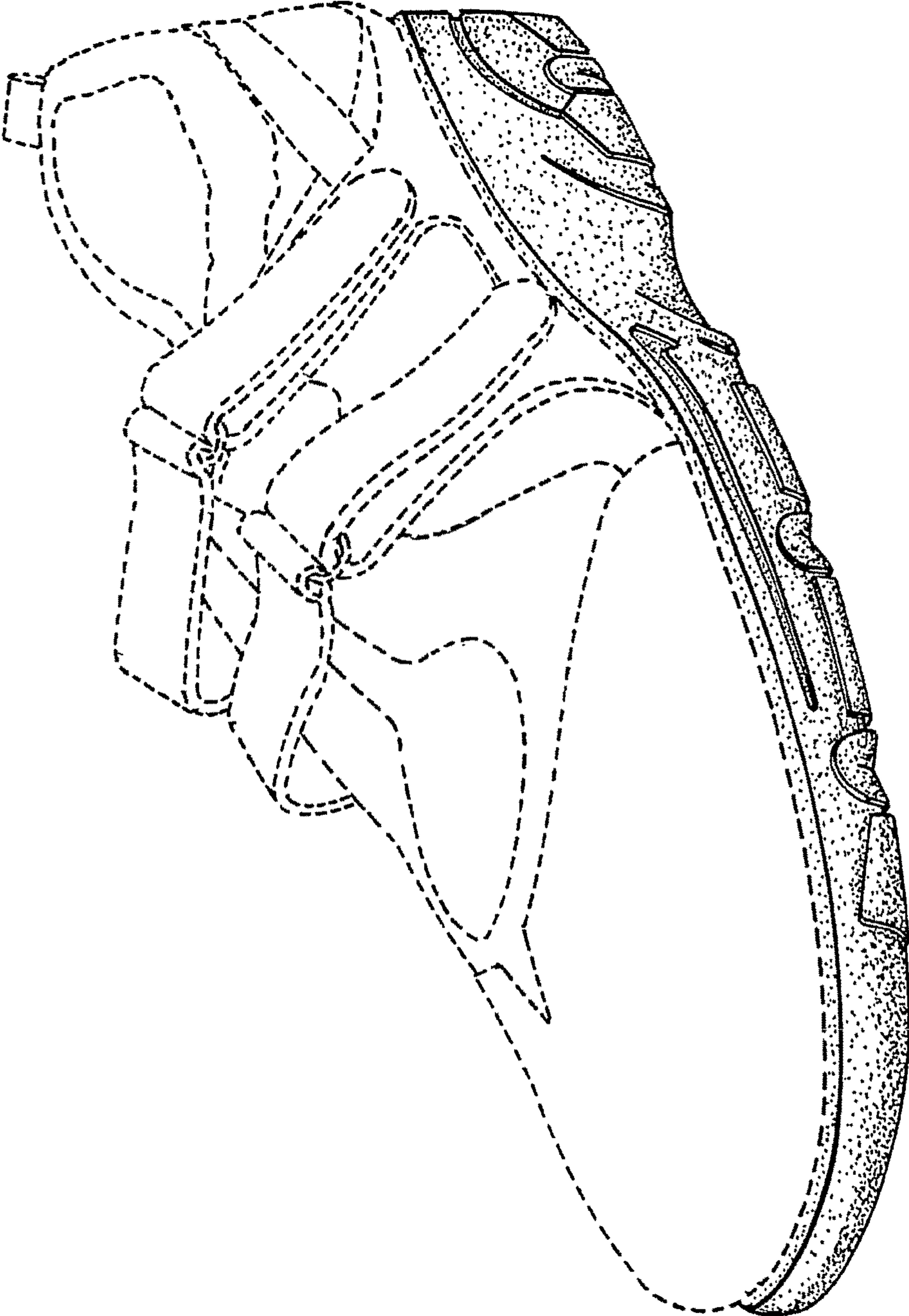
FIG. 6 is a front elevational view thereof; and,

FIG. 7 is a rear elevational view thereof.

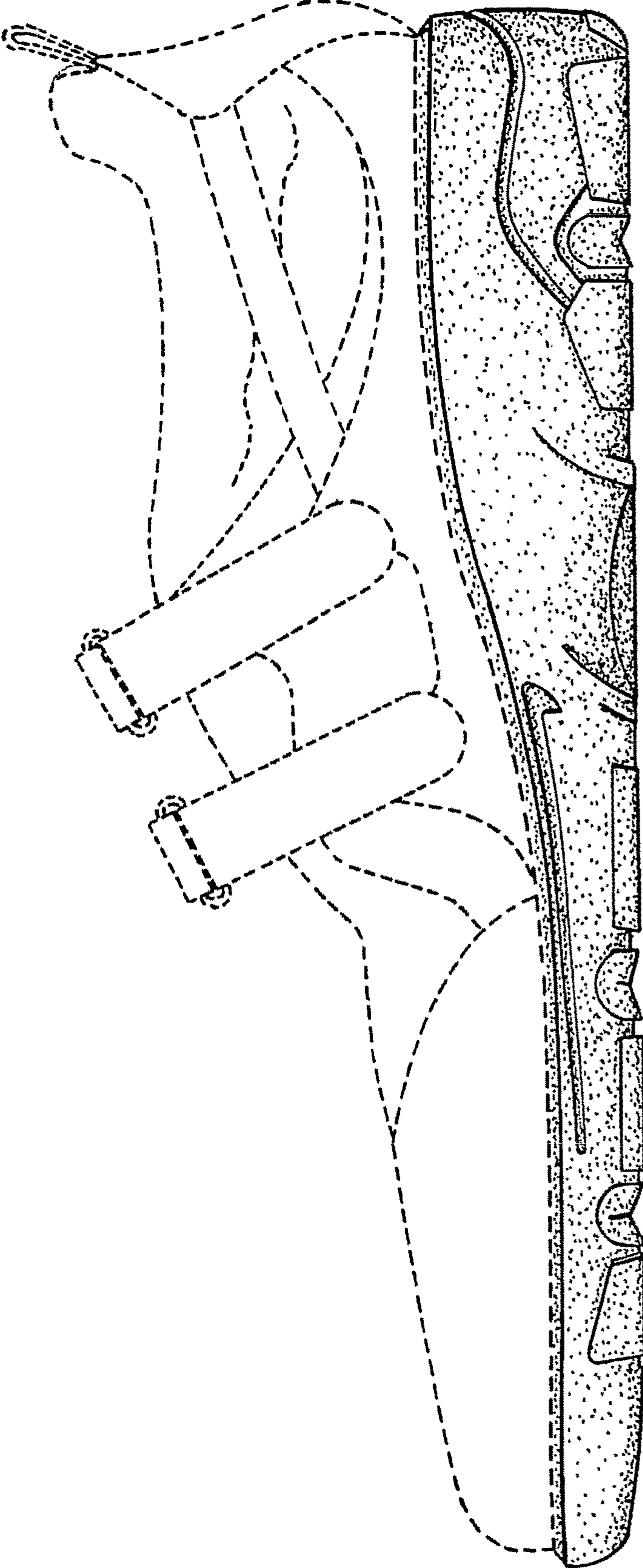
No claim is made to the upper construction shown by use of dashed-shadow lines. The upper is shown as an environmental aid only. Identified sections of the shoe sole in multiple figures marked by dashed-shadow lines also form no part of the claimed design and are provided for environmental assistance only. No claim is made to the portions of the shoe sole not shown in solid lines, and the remaining unshaded portions of the shoe sole are not claimed.

**1 Claim, 6 Drawing Sheets**

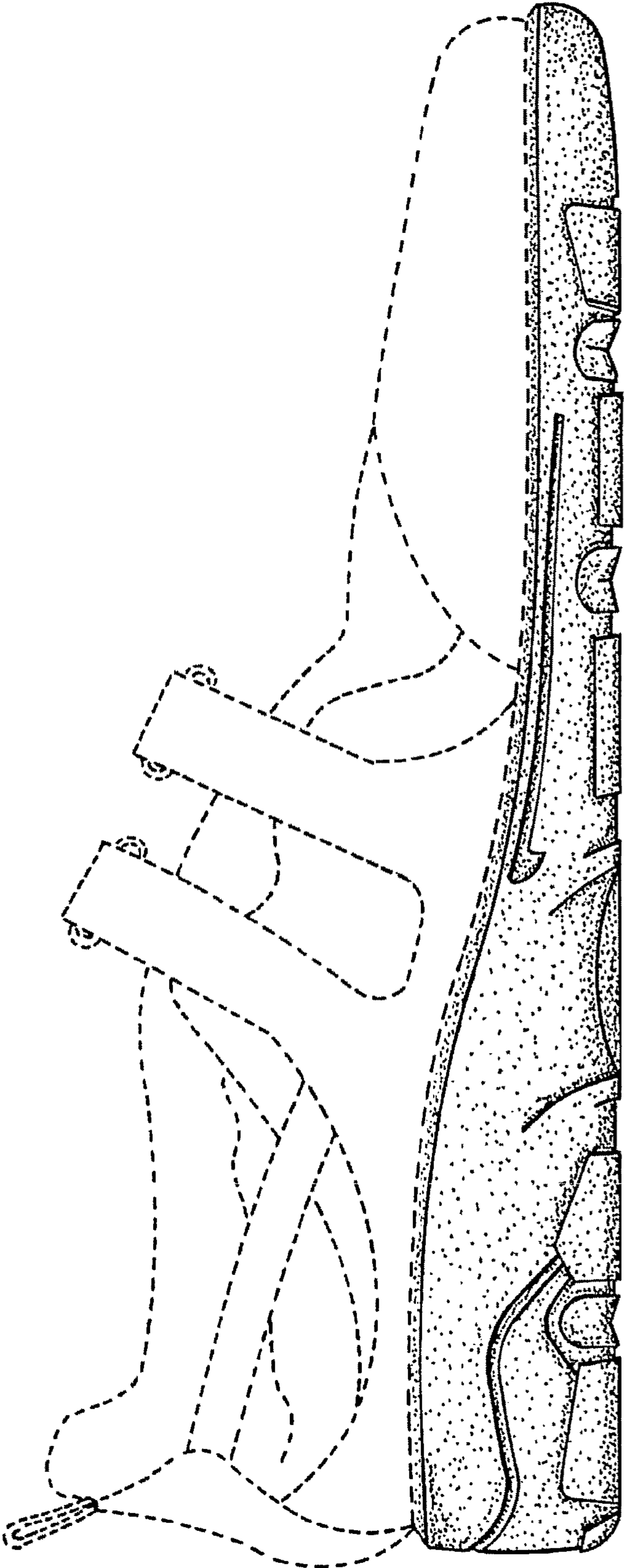




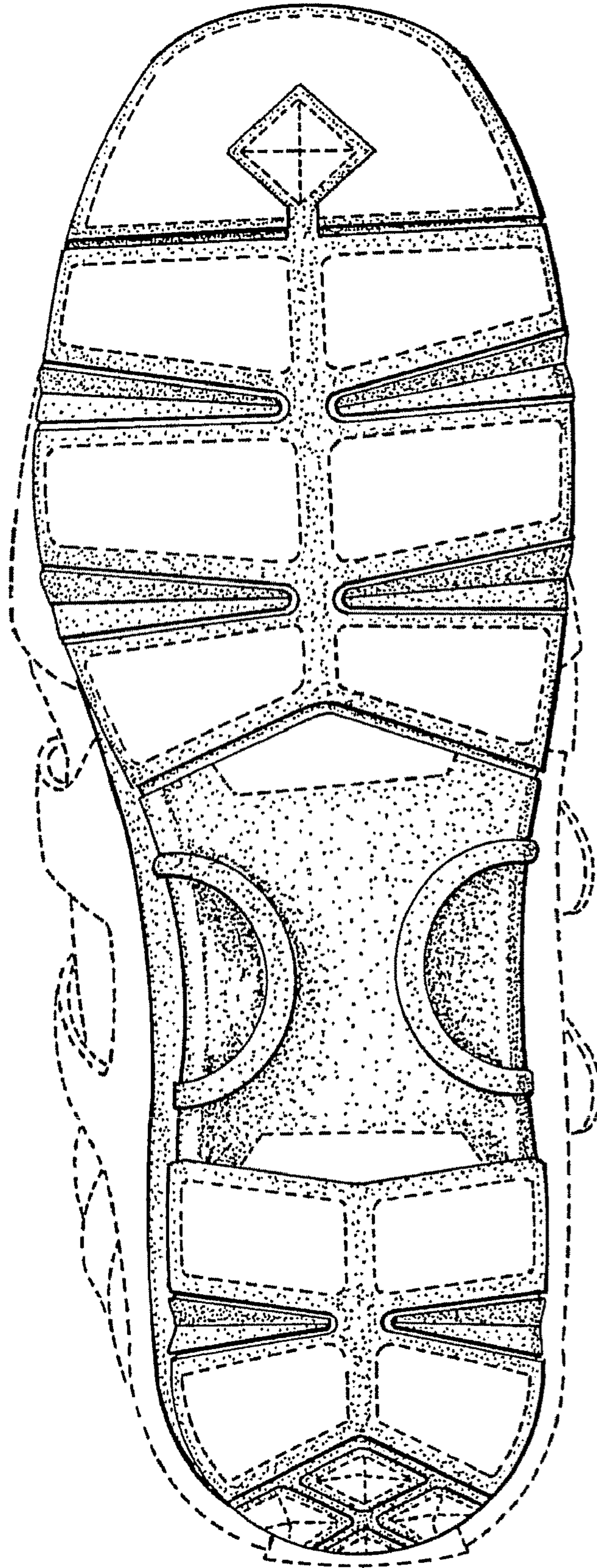
**Fig. 1**



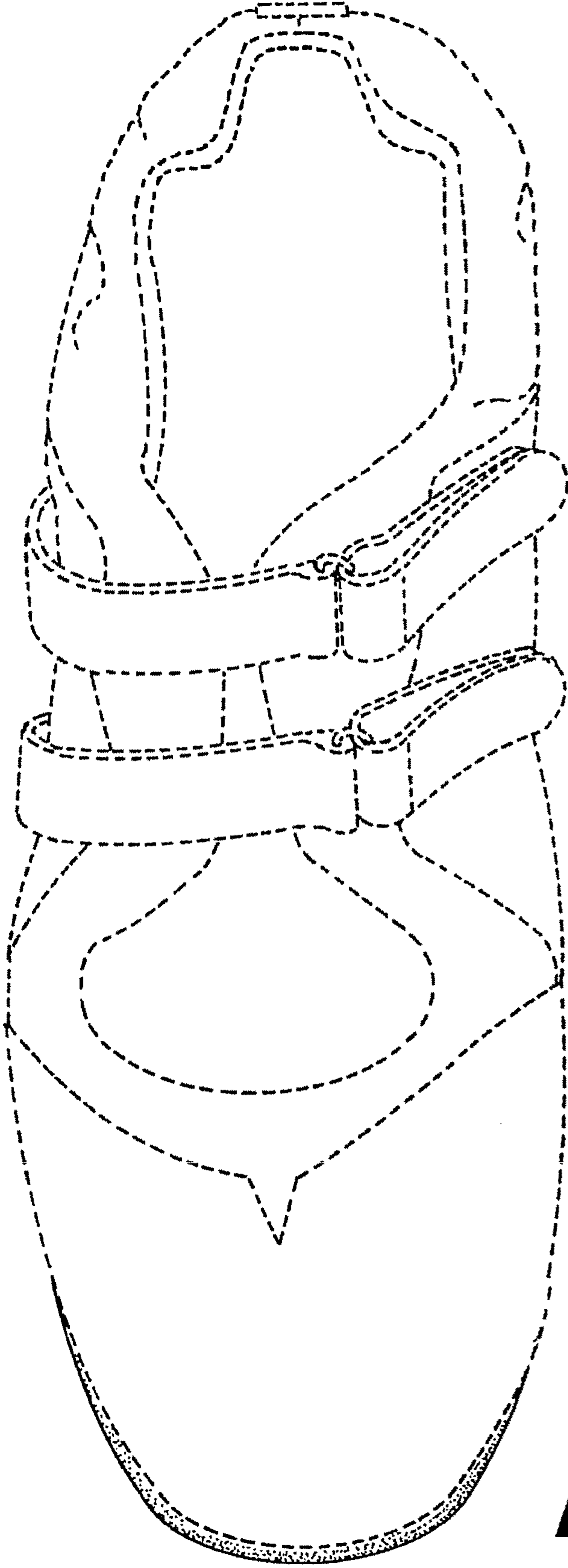
**Fig. 2**



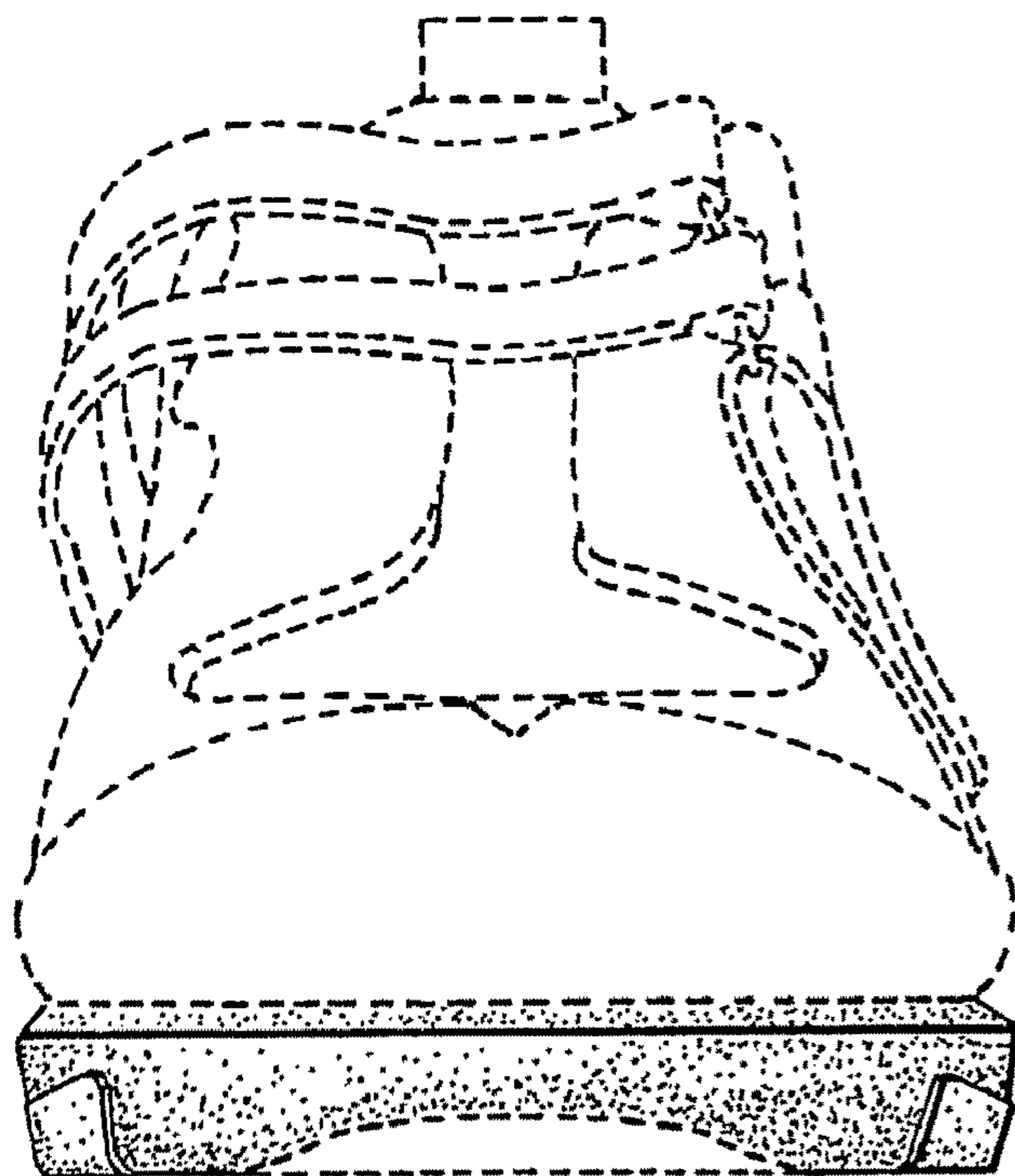
**Fig. 3**



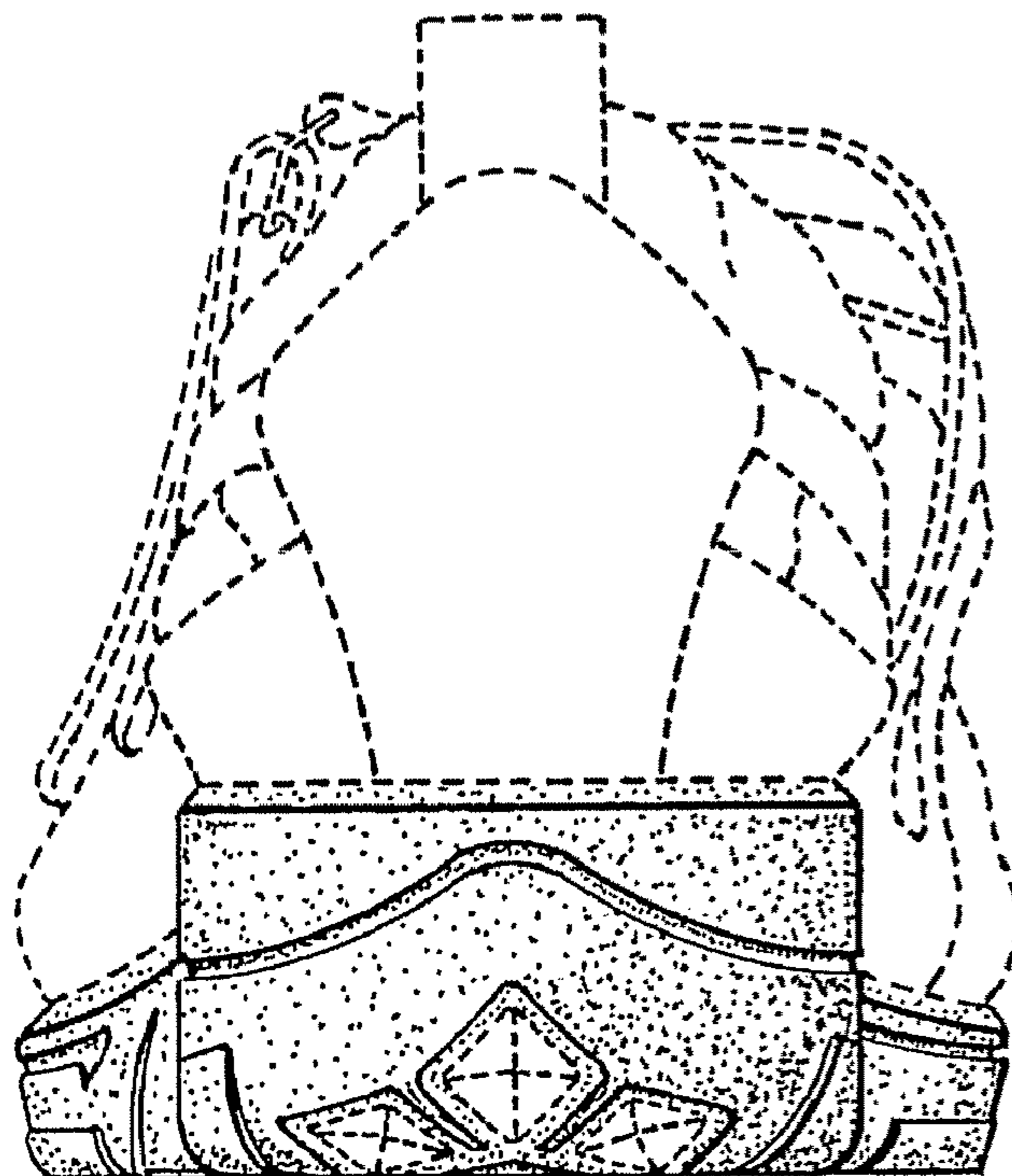
**Fig. 4**



**Fig. 5**



**Fig. 6**



**Fig. 7**