



US00D630411S

(12) **United States Design Patent**
Khaleel

(10) **Patent No.:** **US D630,411 S**
(45) **Date of Patent:** **** Jan. 11, 2011**

(54) **NOVELTY BRASSIERE**

(76) Inventor: **Andrea M. Khaleel**, 23505 Ferndale Ave., Port Charlotte, FL (US) 33980

(**) Term: **14 Years**

(21) Appl. No.: **29/366,895**

(22) Filed: **Jul. 30, 2010**

(51) **LOC (9) Cl.** **02-01**

(52) **U.S. Cl.** **D2/706**

(58) **Field of Classification Search** D2/706-709,
D2/711, 731, 737; 2/76, 113, 118, 913; 450/50,
450/65, 70

See application file for complete search history.

(56) **References Cited**

U.S. PATENT DOCUMENTS

2,689,956 A	9/1954	Masstab	
D232,007 S	7/1974	Locascio	
D269,730 S	7/1983	DiTullio	
D276,949 S *	1/1985	Taniyama D2/708
D302,761 S	8/1989	Akazaki	
D319,330 S	8/1991	Akazaki et al.	
D355,294 S *	2/1995	Bussey et al. D2/709
D453,410 S	2/2002	Kim	
D466,271 S *	12/2002	Frankel et al. D2/706
D470,294 S *	2/2003	Frankel et al. D2/706
D483,922 S *	12/2003	Ledein D2/706
D487,541 S *	3/2004	Ledein D2/706

D579,177 S * 10/2008 Paul D2/706
D587,878 S * 3/2009 Higo et al. D2/706
2006/0089085 A1 4/2006 Ruggiero et al.

* cited by examiner

Primary Examiner—Philip S Hyder
Assistant Examiner—Anna J Burmeister

(74) *Attorney, Agent, or Firm*—Montgomery Patent And Design; Joseph T. Yaksich; Robert C. Montgomery

(57) **CLAIM**

The ornamental design for a novelty brassiere, as shown and described.

DESCRIPTION

FIG. 1 is an oblique downward perspective view of a novelty brassiere, showing my new design;

FIG. 2 is a front view thereof;

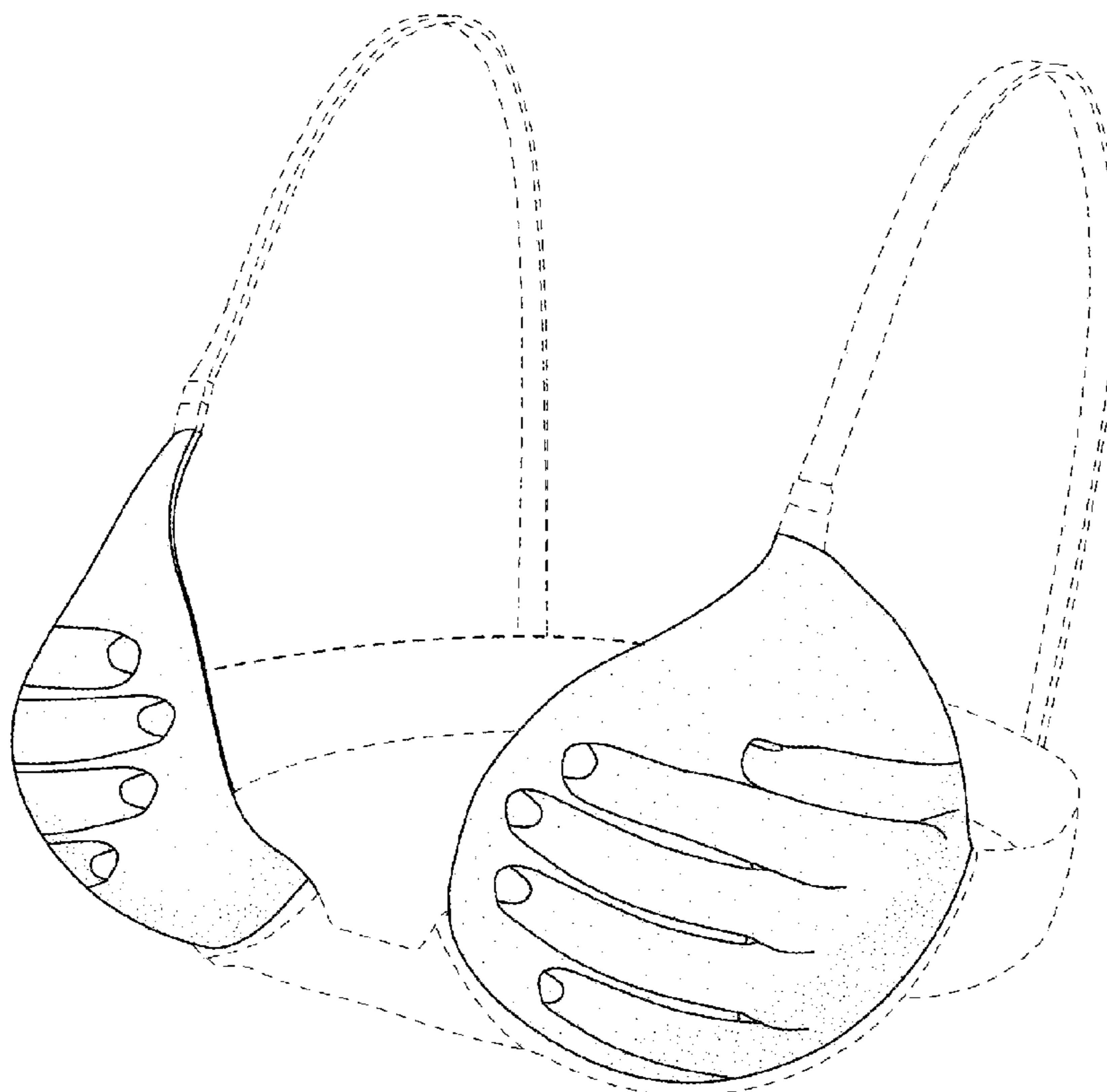
FIG. 3 is an oblique upward perspective view thereof; and,

FIG. 4 is a rear view thereof.

The right and left brassiere cups are mirror images of each other, such that FIGS. 1 and 3 apply equally to the left and right brassiere cup portions of the novelty brassiere.

The broken lines depicting brassiere straps are for the purpose of illustrating the invention and form no part of the claimed design.

1 Claim, 4 Drawing Sheets



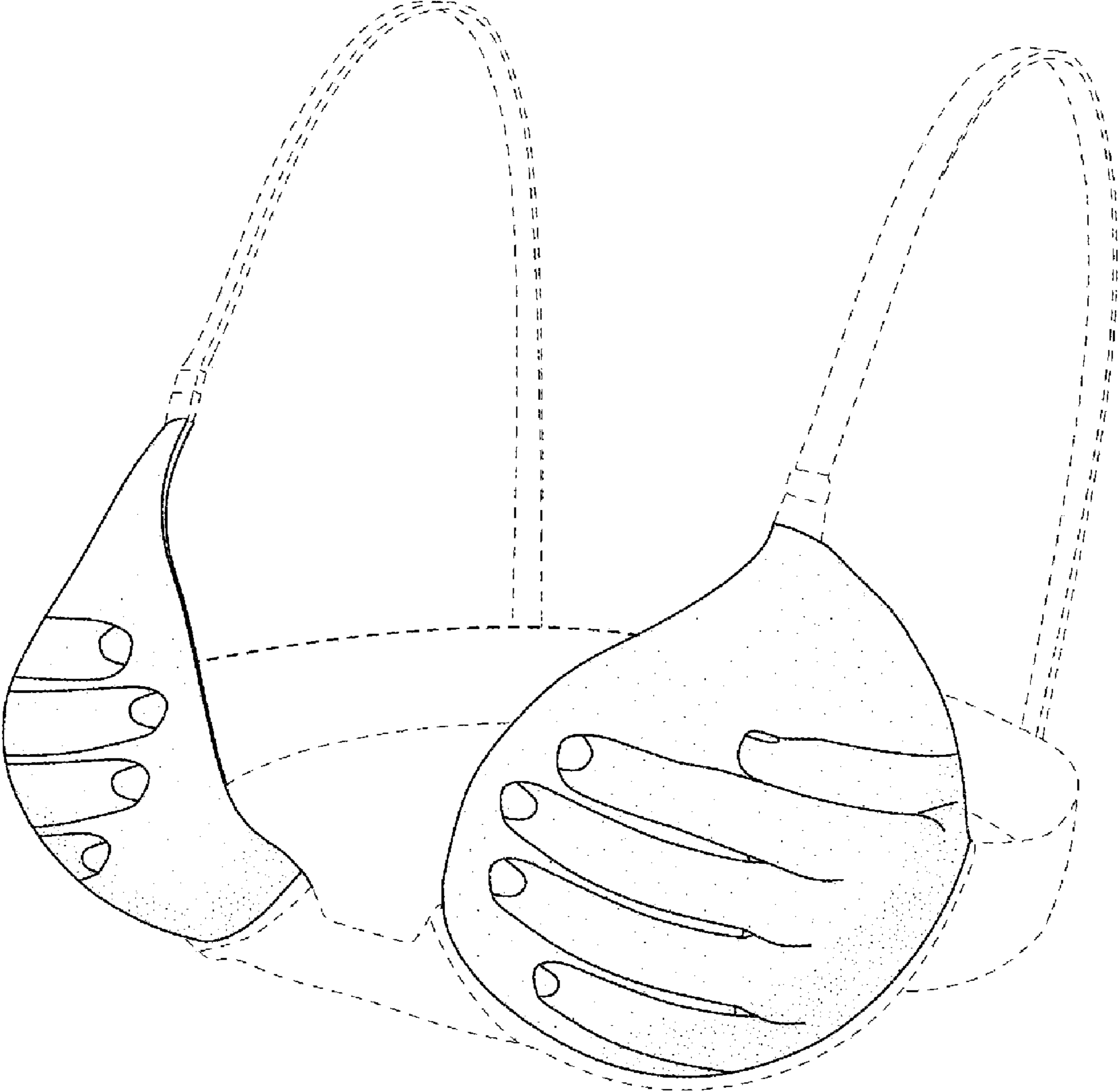


Fig. 1

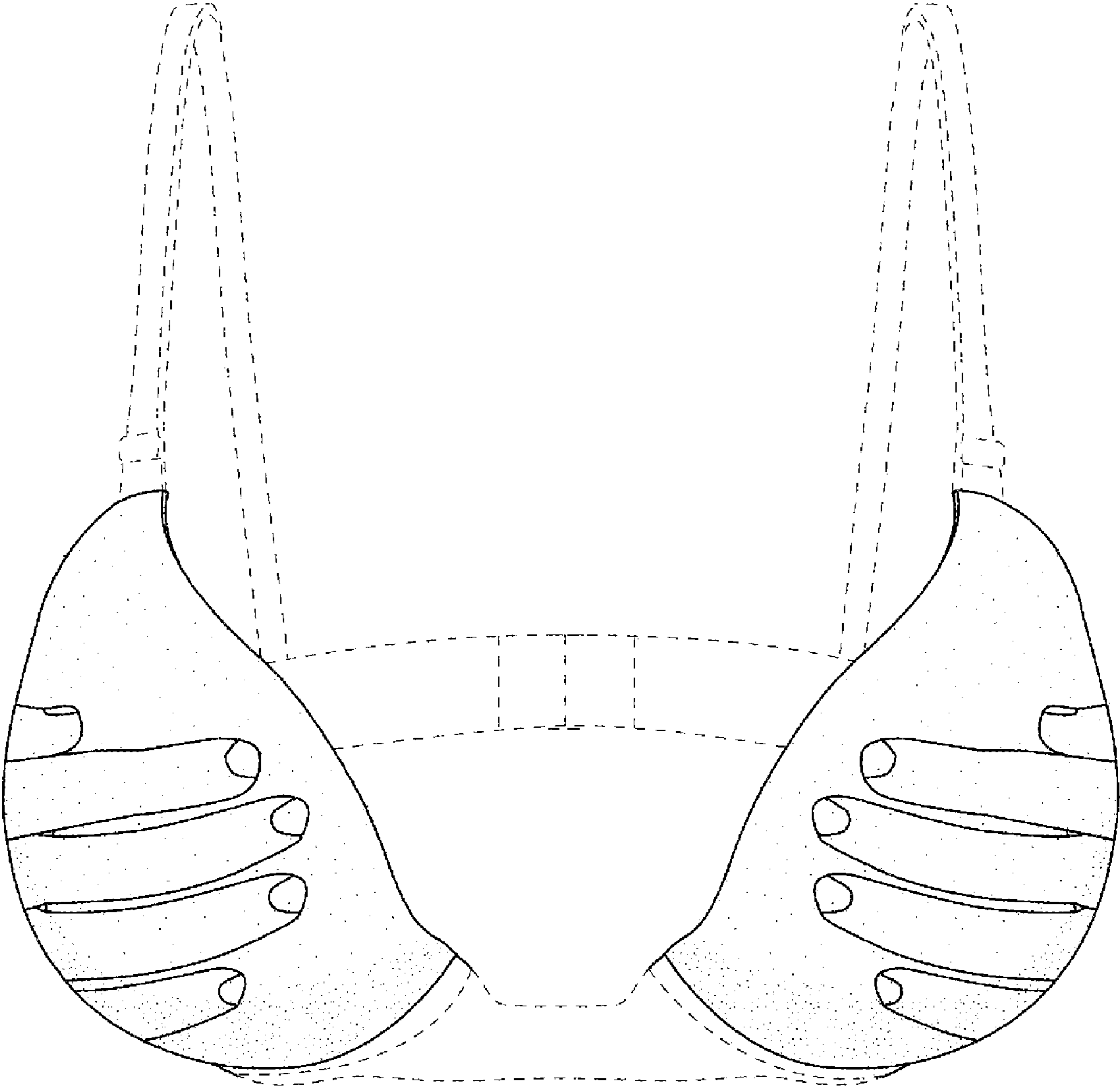


Fig. 2

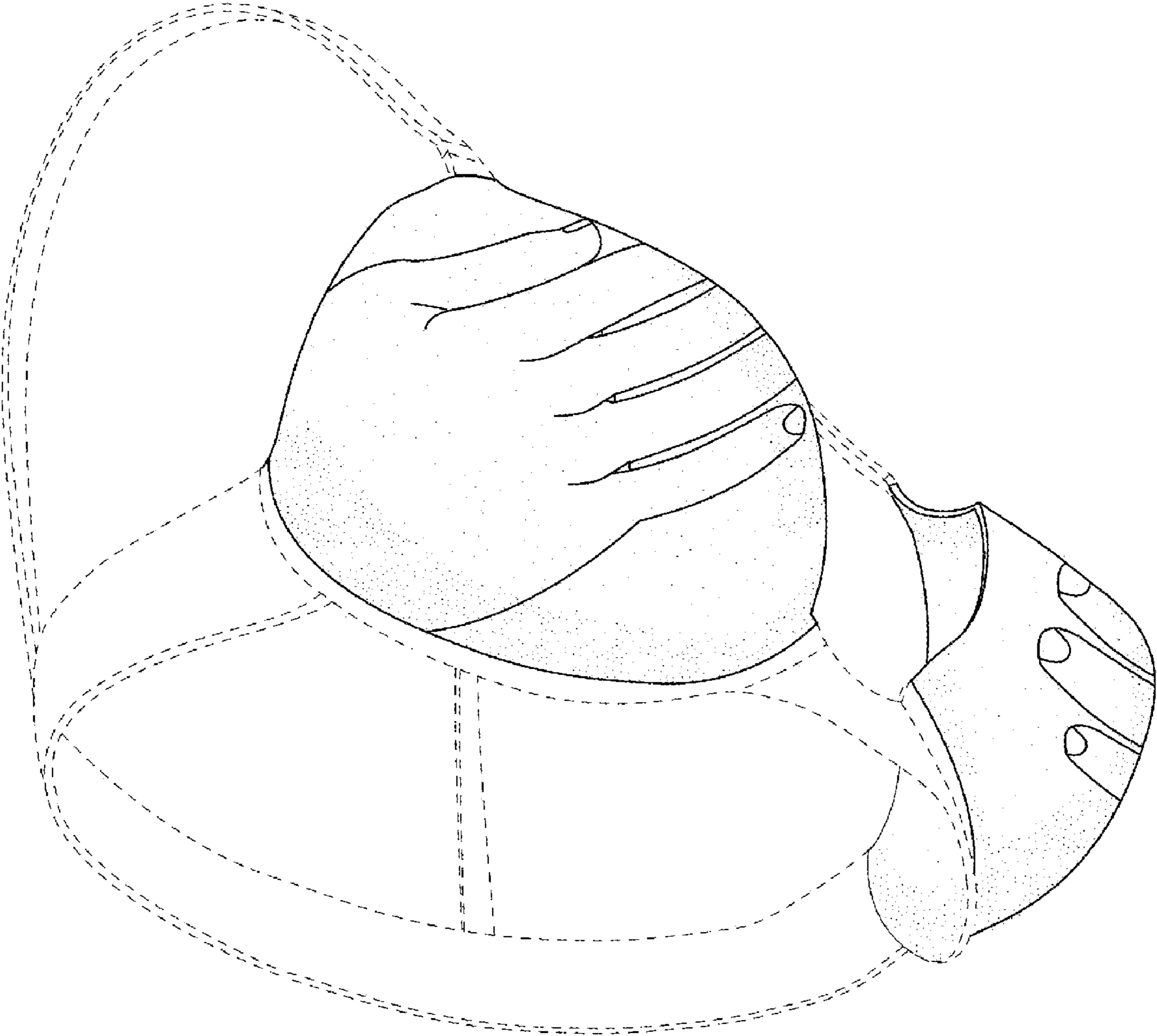


Fig. 3

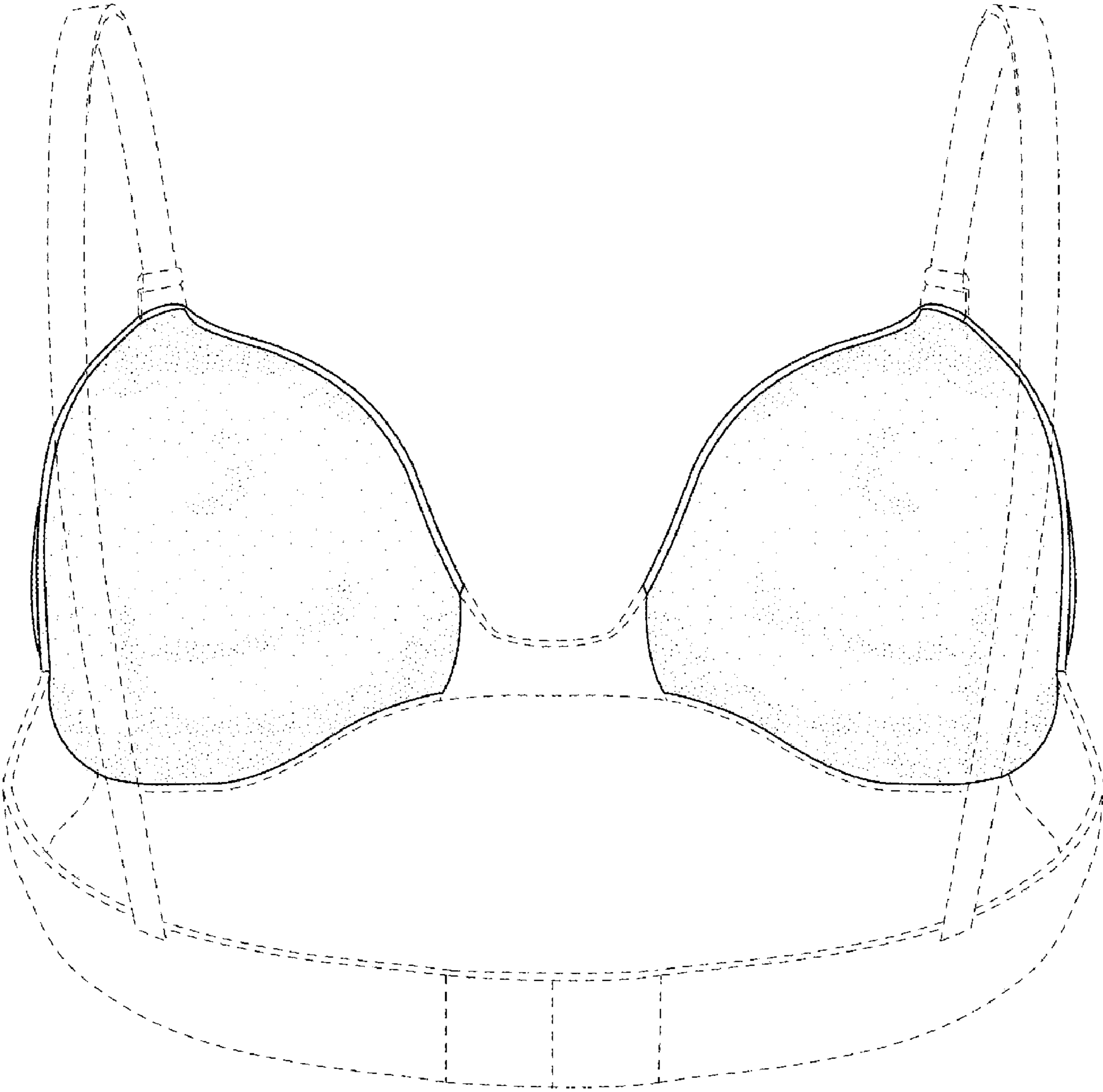


Fig. 4