



US00D630408S

(12) **United States Design Patent**
Santoro

(10) **Patent No.:** **US D630,408 S**

(45) **Date of Patent:** **** Jan. 11, 2011**

(54) **ICE POP HOLDER**

(76) **Inventor:** **Thomas Santoro**, 1700 Wells, Rd. Suite 5, Orange Park, FL (US) 32073

(**) **Term:** **14 Years**

(21) **Appl. No.:** **29/363,918**

(22) **Filed:** **Jun. 16, 2010**

(51) **LOC (9) Cl.** **01-01**

(52) **U.S. Cl.** **D1/105**

(58) **Field of Classification Search** D1/101-199;
D7/602; D4/131-135; D32/51; D28/88;
D11/33, 63, 67, 70, 84, 108, 115; 426/90,
426/91, 100, 101, 104, 132, 134, 138, 139,
426/421, 515; D3/11, 20, 26, 207, 227, 266,
D3/300, 303, 307, 328; D9/434, 443, 444
See application file for complete search history.

(56) **References Cited**

U.S. PATENT DOCUMENTS

1,637,556	A *	8/1927	Denaro	426/139
1,687,716	A *	10/1928	Dickerson	229/400
2,651,573	A *	9/1953	Leach	426/523
D180,360	S *	5/1957	Ferguson	D1/101
D220,859	S *	6/1971	Zimmermann	D3/11
D381,959	S *	8/1997	Nakamura	D13/156
D418,747	S *	1/2000	Sagel	D9/707
D428,233	S *	7/2000	Cox et al.	D1/102
D430,720	S *	9/2000	Williamson et al.	D1/105
D524,863	S *	7/2006	Granick	D19/36
D572,488	S *	7/2008	Sakurai	D4/199

D602,773	S *	10/2009	Lendzyk	D9/434
D609,010	S *	2/2010	Hofer et al.	D3/303
D620,259	S *	7/2010	Fahrendorff et al.	D3/303

* cited by examiner

Primary Examiner—Cathron C Brooks

Assistant Examiner—Barbara Fox

(74) *Attorney, Agent, or Firm*—Lawrence J. Gibney

(57) **CLAIM**

The ornamental design for a ice pop holder, as shown and described.

DESCRIPTION

FIG. 1 is a right perspective view of an ice pop holder showing my new design;

FIG. 2 is a bottom perspective view thereof;

FIG. 3 is a top plan view thereof;

FIG. 4 is a bottom plan view thereof;

FIG. 5 is a front elevational view thereof;

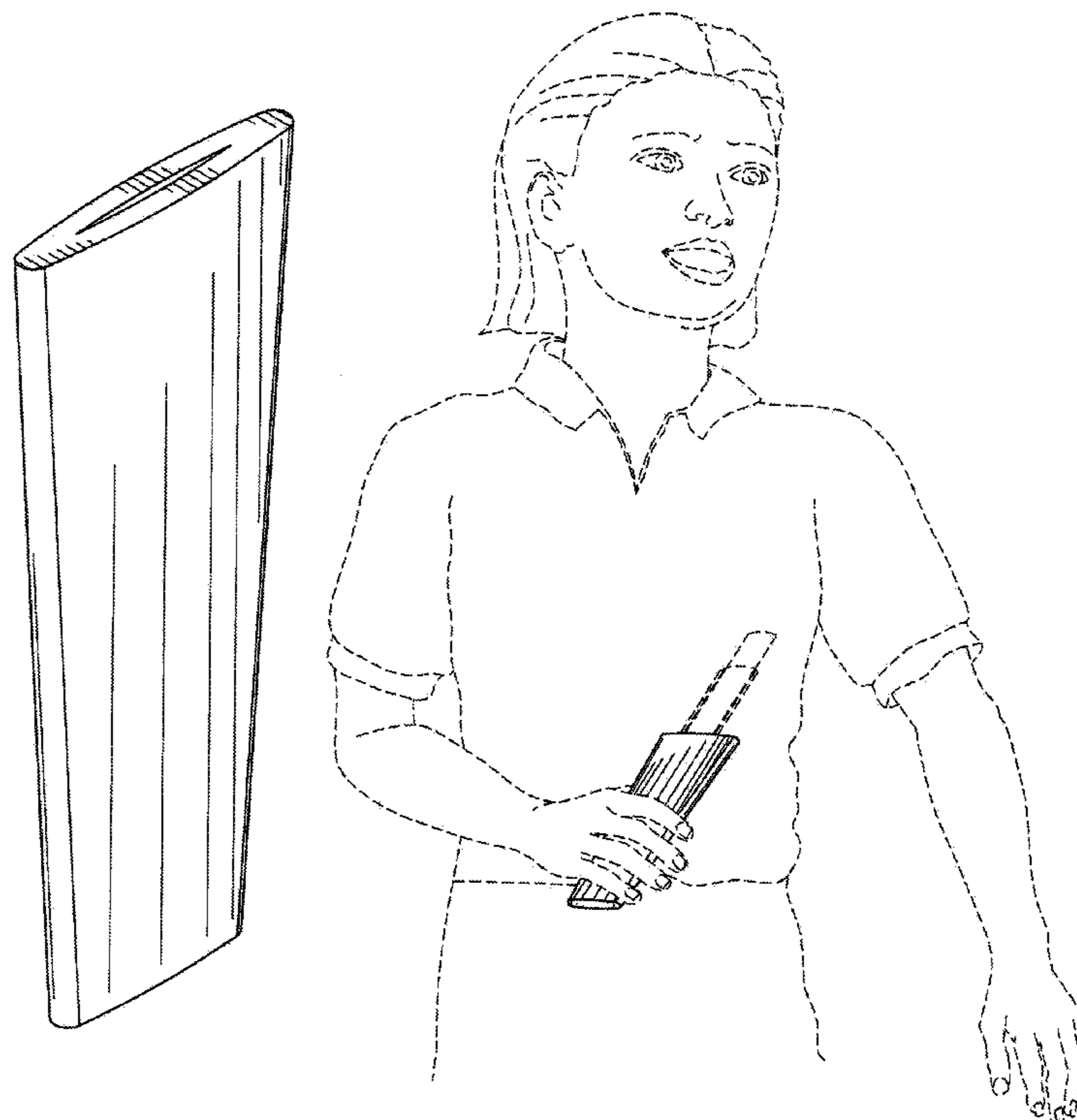
FIG. 6 is a side elevational view thereof;

FIG. 7 is a front view of the device with an ice pop depicted in dashed lines, shown at a smaller scale for ease of illustration; and,

FIG. 8 is an in use view of the device.

The broken lines shown in the drawings represent unclaimed environmental structure and form no part of the claimed design.

1 Claim, 4 Drawing Sheets



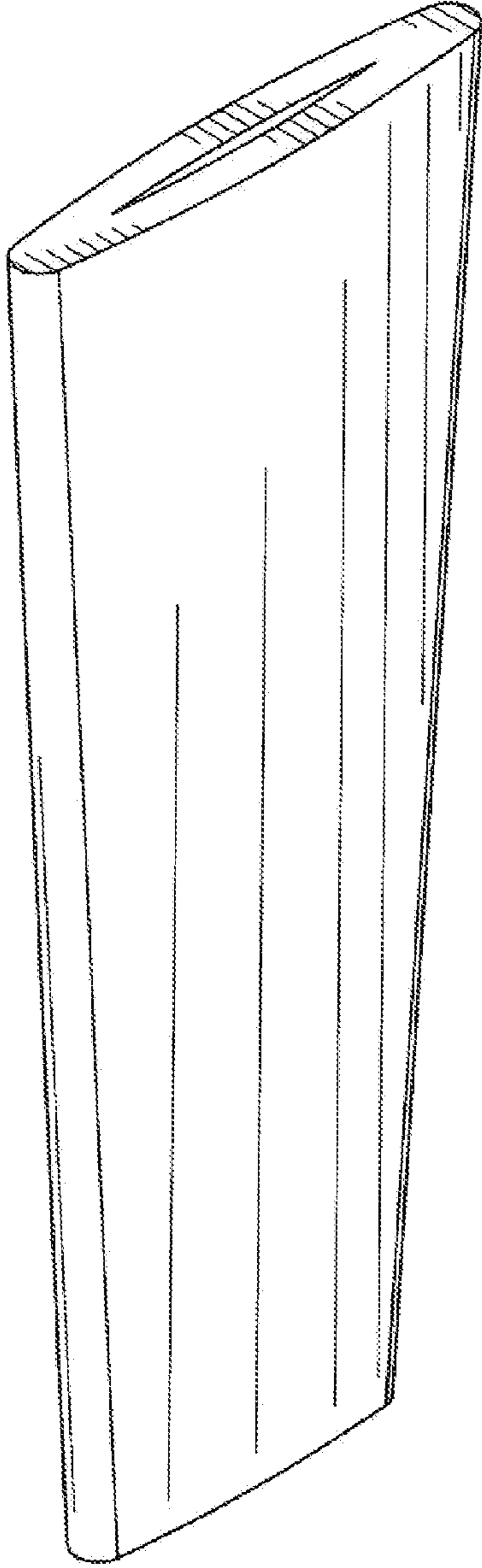


FIG. 1

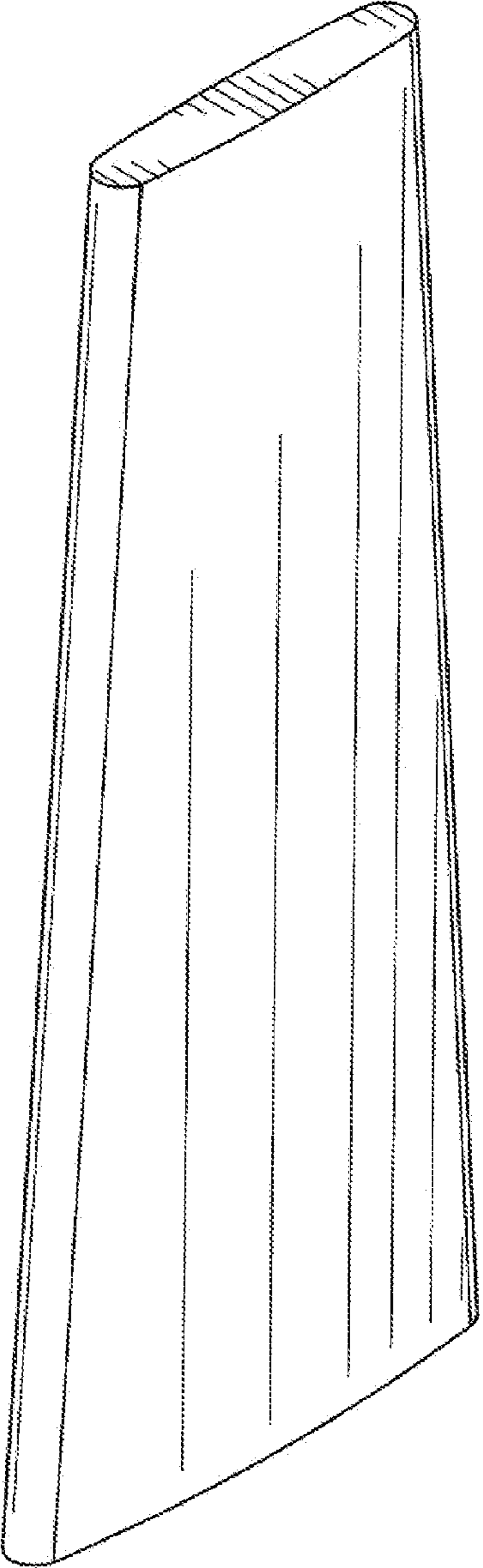


FIG. 2

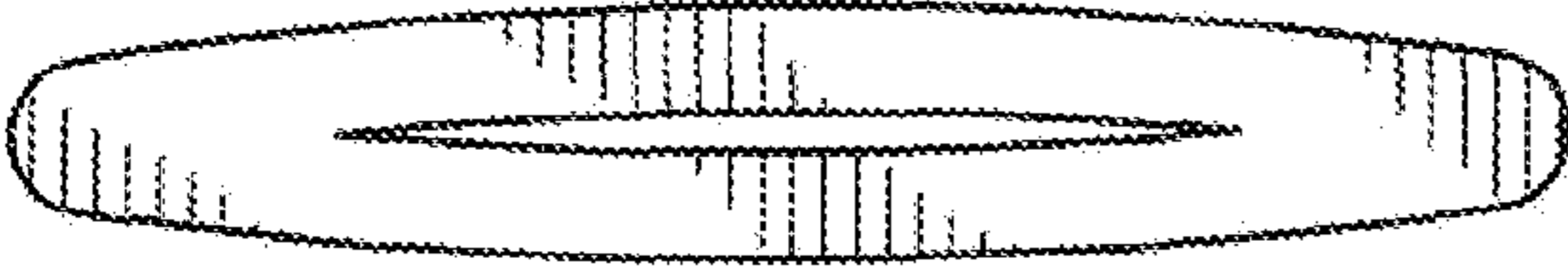


FIG. 3

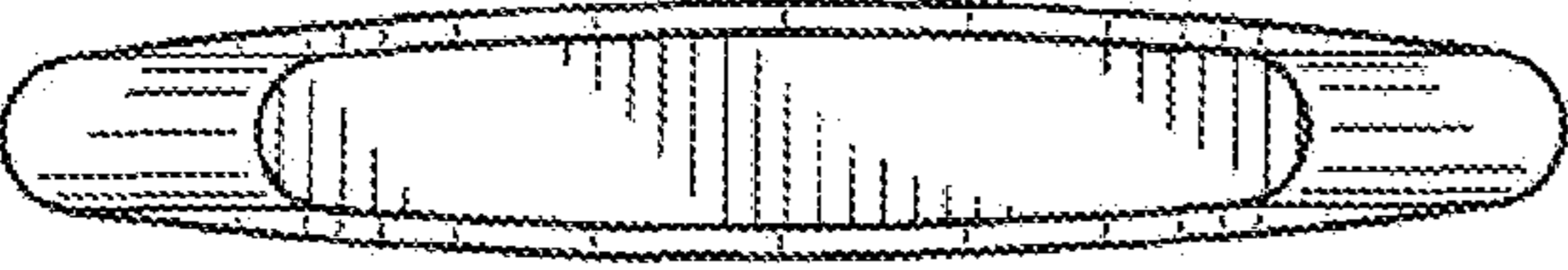


FIG. 4

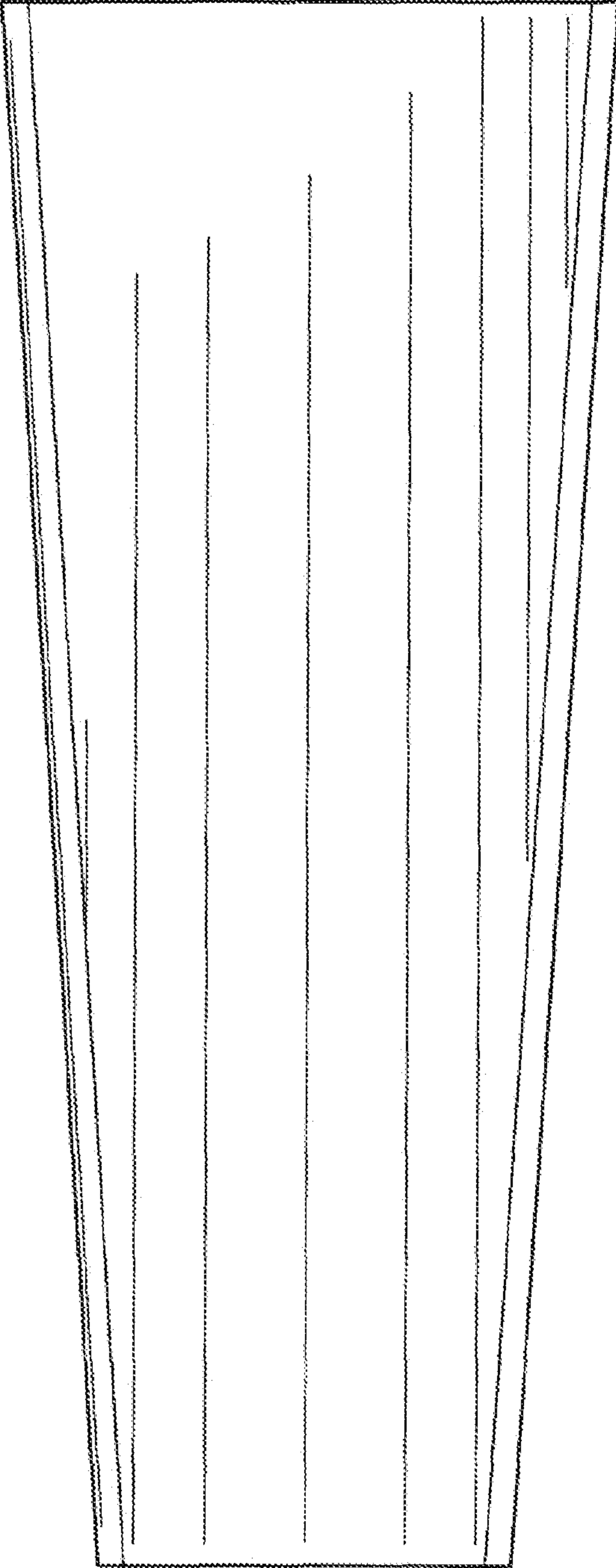


FIG. 5




FIG. 6

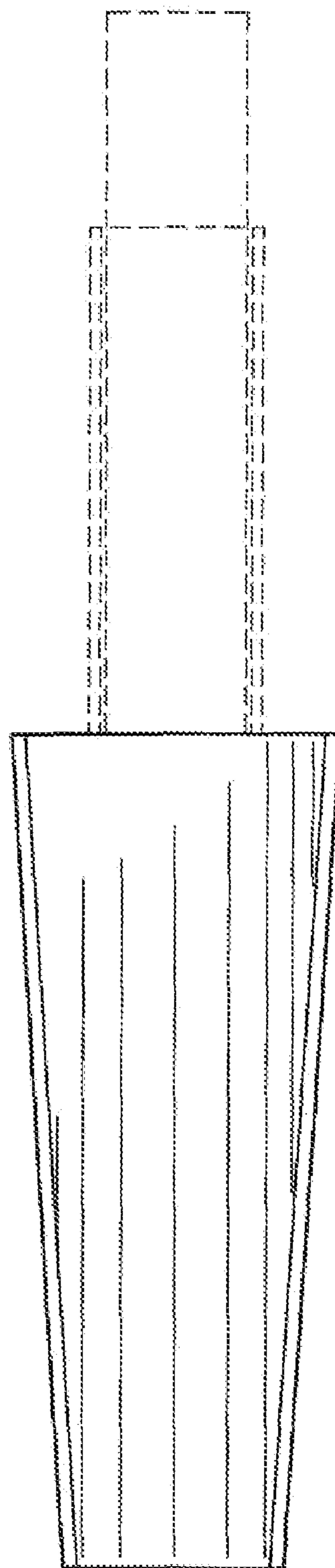


FIG. 7

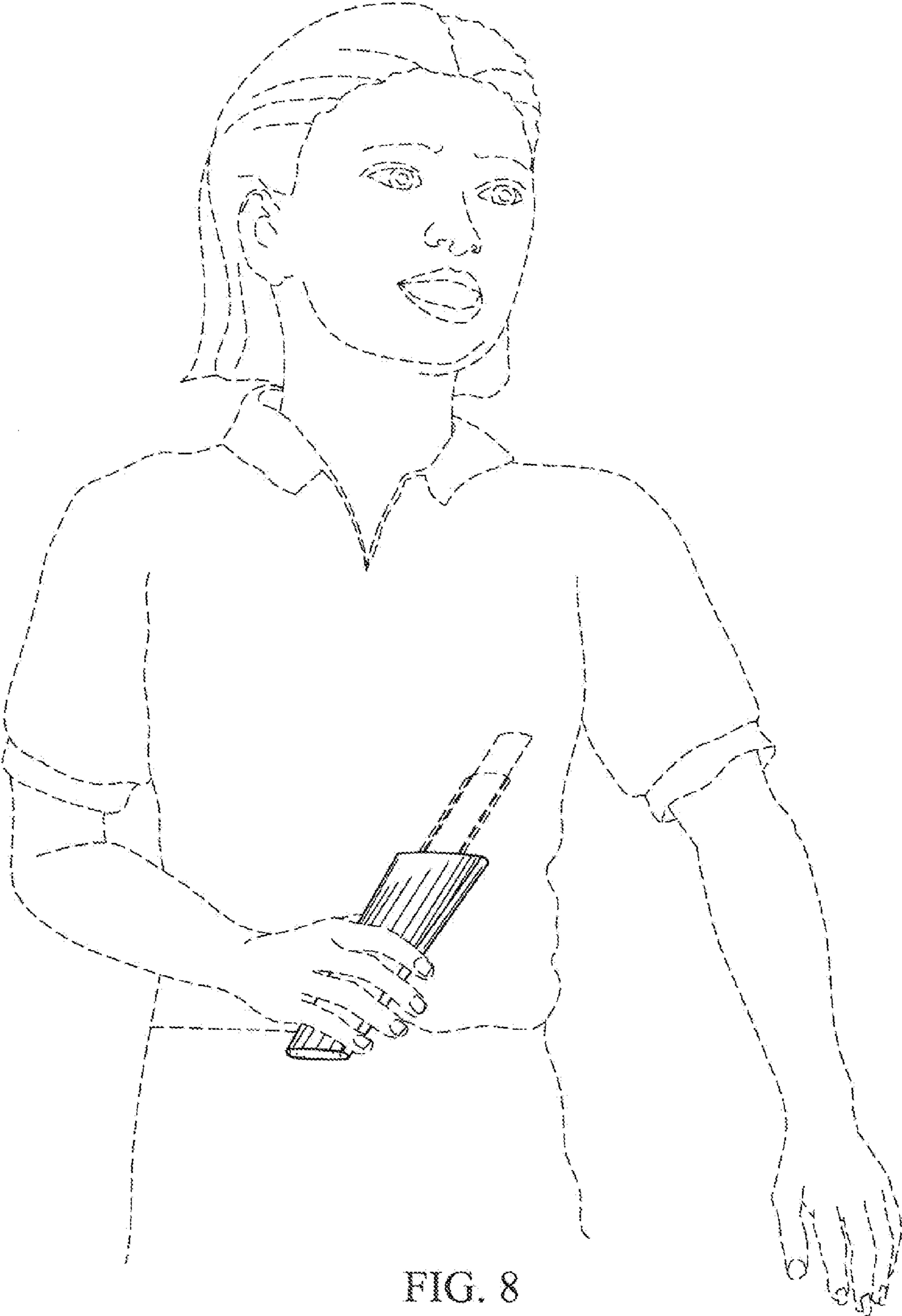


FIG. 8