



US00D630395S

(12) **United States Design Patent**
DiMartino

(10) **Patent No.:** **US D630,395 S**

(45) **Date of Patent:** **** Jan. 4, 2011**

(54) **DRAINAGE RACK SUPPORT**

(76) **Inventor:** **Polly A. DiMartino**, 15B Old Boston Rd., Groton, MA (US) 01450

(**) **Term:** **14 Years**

(21) **Appl. No.:** **29/316,821**

(22) **Filed:** **Nov. 6, 2009**

(51) **LOC (9) Cl.** **07-05**

(52) **U.S. Cl.** **D32/55; D7/395**

(58) **Field of Classification Search** D32/55,
D32/56, 57; D8/107, DIG. 4; D19/81, 65;
D7/393, 394, 395; 220/485, 572; 211/85.25
See application file for complete search history.

(56) **References Cited**

U.S. PATENT DOCUMENTS

D152,539 S *	2/1949	Henkel	D7/395
D156,297 S *	11/1949	Wagner	D7/395
D164,372 S *	8/1951	Lewis	D7/395
D179,030 S *	10/1956	Palma, Jr.	D7/395
D344,433 S *	2/1994	Philippe	D7/395
D519,315 S *	4/2006	Coudurier	D7/394
D520,846 S *	5/2006	Hsien	D8/107
D528,360 S *	9/2006	Pascal	D7/393
D554,464 S *	11/2007	Yah	D8/107

D569,215 S *	5/2008	Chiu	D6/107
D582,120 S *	12/2008	Snell	D32/55
D607,708 S *	1/2010	Himbert et al.	D8/107
D613,992 S *	4/2010	Seo	D7/395

* cited by examiner

Primary Examiner—Austin Murphy

(74) *Attorney, Agent, or Firm*—Richard L. Mikesell

(57) **CLAIM**

The ornamental design for a drainage rack support, as shown and described.

DESCRIPTION

FIG. 1: Front top perspective view in use;

FIG. 2: Front top perspective view;

FIG. 3: Side elevation;

FIG. 4: Front elevation;

FIG. 5: Rear elevation;

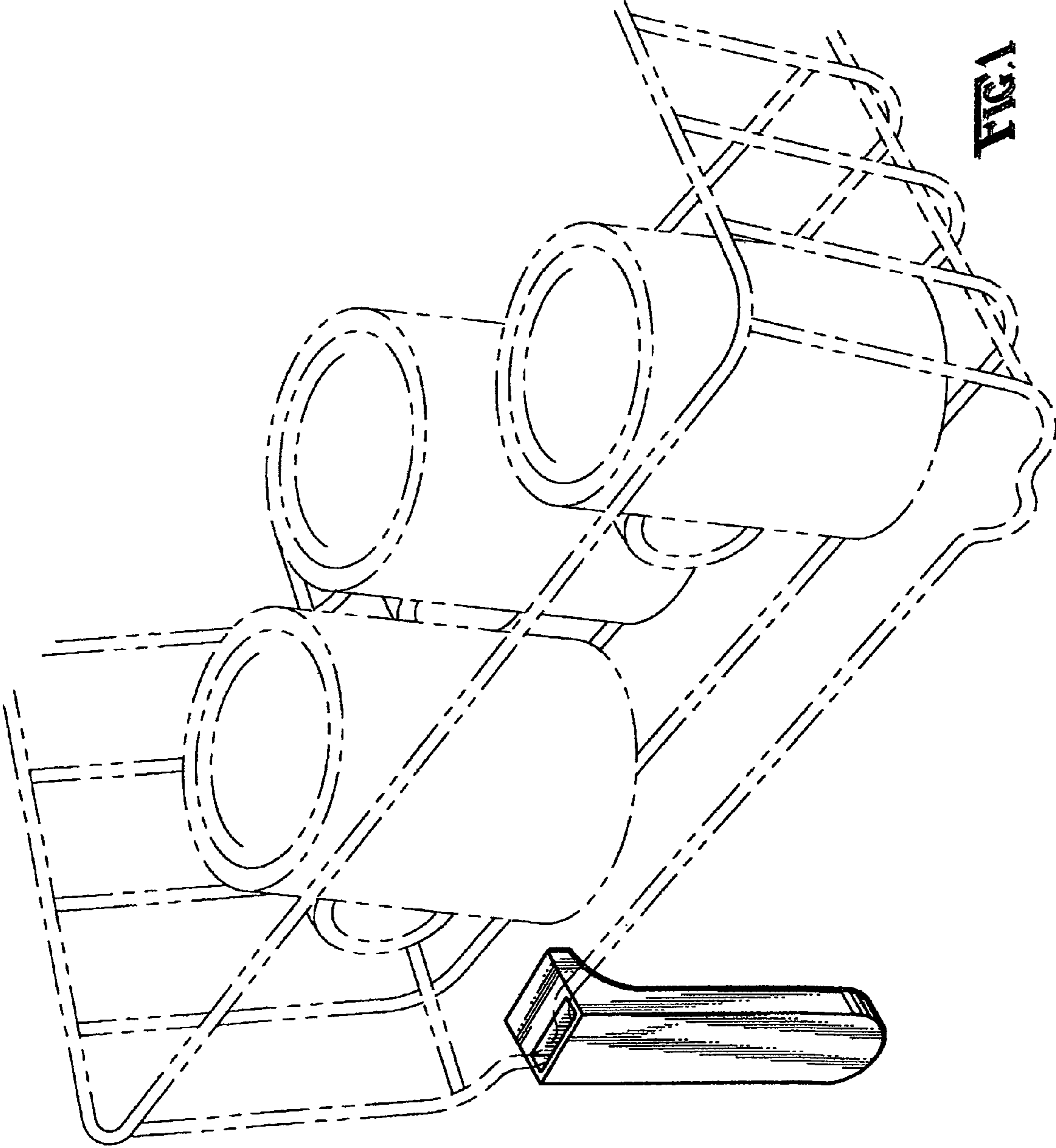
FIG. 6: Top plan view; and,

FIG. 7: Bottom plan view.

The broken lines shown in the drawings represent portions of the environment that form no part of the claimed design.

1 Claim, 3 Drawing Sheets








FIG. 1




FIG. 2




FIG. 3




FIG. 6

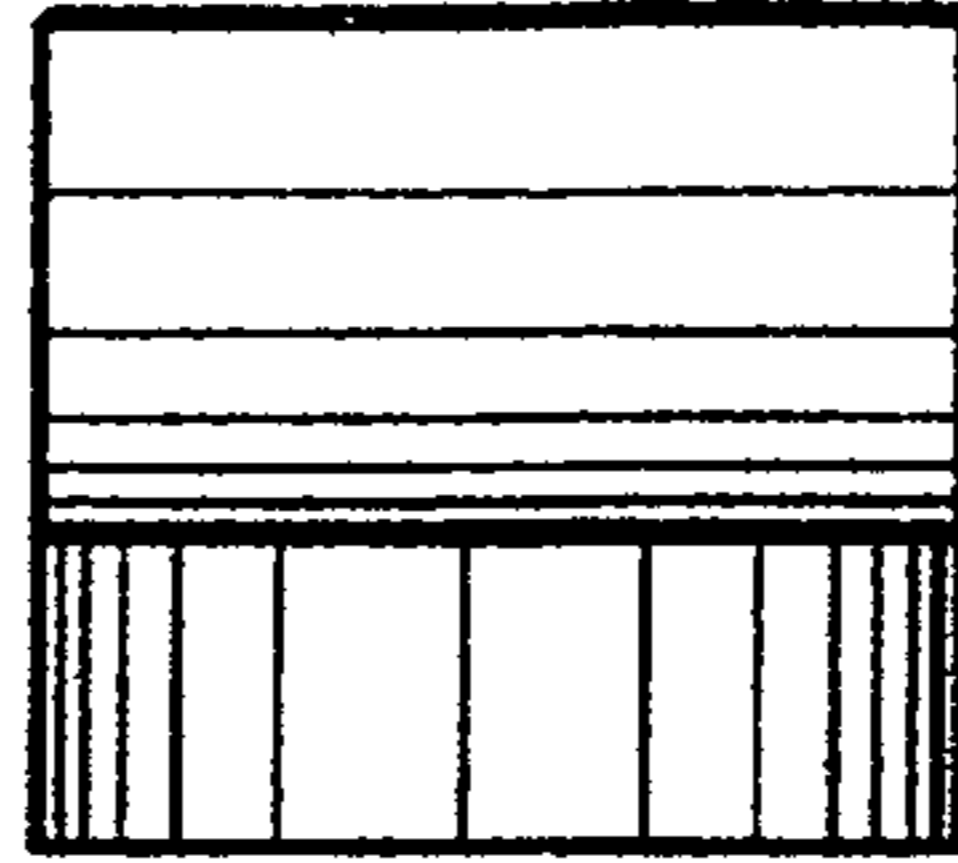


FIG. 7




FIG. 5