



US00D630382S

(12) **United States Design Patent**
Manzo et al.

(10) **Patent No.:** **US D630,382 S**
(45) **Date of Patent:** **** Jan. 4, 2011**

- (54) **MOUTH GUARD**
- (75) Inventors: **Joseph S. Manzo**, Lansdale, PA (US);
Lin C. Ju, Taoyuan (TW)
- (73) Assignee: **Brain-Pad, Inc.**, Conshohocken, PA
(US)
- (**) Term: **14 Years**
- (21) Appl. No.: **29/363,234**
- (22) Filed: **Jun. 7, 2010**

Related U.S. Application Data

- (62) Division of application No. 29/340,376, filed on Jul. 17, 2009, now Pat. No. Des. 623,357.

- (51) **LOC (9) Cl.** **29-02**
- (52) **U.S. Cl.** **D29/108**
- (58) **Field of Classification Search** D29/108,
D29/122, 176, 180-181; 2/445, 9, 424;
128/859, 848; 602/902; 433/6
See application file for complete search history.

(56) **References Cited**

U.S. PATENT DOCUMENTS

1,674,336 A	6/1928	King
2,483,157 A	9/1949	Singer
2,521,039 A	9/1950	Carpenter
2,590,118 A	3/1952	Oddo, Jr.
2,966,908 A	1/1961	Cathcart et al.
3,126,002 A	3/1964	Owens
3,247,844 A	4/1966	Berghash
3,312,218 A	4/1967	Jacobs
D212,848 S	12/1968	Westlund
3,457,916 A	7/1969	Wolicki
D215,685 S	10/1969	Helmer
3,513,838 A	5/1970	Dammermann et al.
3,682,164 A	8/1972	Miller
3,692,025 A	9/1972	Greenberg
D228,048 S	8/1973	Miller
4,044,762 A	8/1977	Jacobs
4,370,129 A	1/1983	Huge
4,376,628 A	3/1983	Aardse

4,568,280 A	2/1986	Ahlin	
4,765,324 A	8/1988	Lake, Jr.	
4,791,941 A	12/1988	Schaefer	
4,810,192 A	3/1989	Williams	
4,944,947 A	7/1990	Newman	
4,955,393 A	9/1990	Adell	
4,977,905 A	12/1990	Kittelsen et al.	
5,092,346 A	3/1992	Hays	
5,117,816 A	6/1992	Shapiro	
5,165,424 A	11/1992	Silverman	
5,277,202 A	1/1994	Hays	
D343,928 S *	2/1994	Kittelsen D29/108
5,447,168 A	9/1995	Bancroft	
5,462,066 A	10/1995	Snyder	
5,636,379 A	6/1997	Williams	
D382,965 S	8/1997	Wagner	
D406,405 S	3/1999	Yoshida	
D408,919 S	4/1999	Cooley	

(Continued)

Primary Examiner—Elizabeth A Albert
Assistant Examiner—Kelley A Donnelly
 (74) *Attorney, Agent, or Firm*—John F. Letchford; Archer & Greiner, P.C.

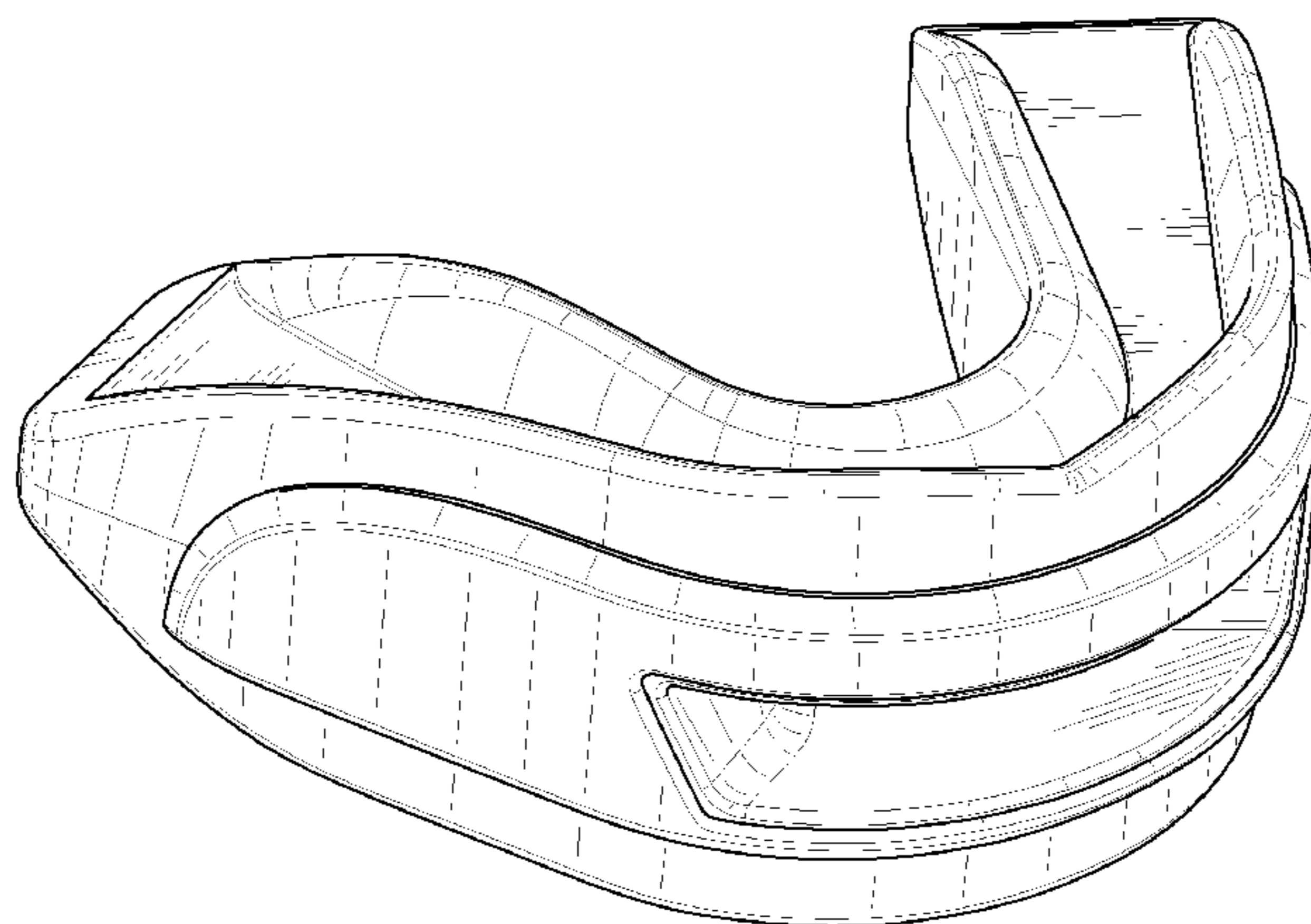
(57) **CLAIM**

The ornamental design for a mouth guard, as shown and described.

DESCRIPTION

FIG. 1 is a frontal perspective view of a mouth guard showing my new design;
 FIG. 2 is a rear perspective view thereof;
 FIG. 3 is a front elevational view thereof;
 FIG. 4 is a rear elevational view thereof;
 FIG. 5 is a top plan view thereof;
 FIG. 6 is a bottom plan view thereof;
 FIG. 7 is a right elevational view thereof; and,
 FIG. 8 is a left elevational view thereof.

1 Claim, 5 Drawing Sheets



US D630,382 S

Page 2

U.S. PATENT DOCUMENTS

D434,501 S	11/2000	Redhage	D537,986 S	3/2007	Manzo et al.	
D452,011 S	12/2001	Redhage	D537,987 S	3/2007	Manzo et al.	
6,491,036 B2	12/2002	Cook	D548,402 S *	8/2007	Trodick	D29/108
6,494,210 B1	12/2002	Mams	D548,403 S	8/2007	Manzo et al.	
D473,976 S	4/2003	Wilkens	D554,259 S	10/2007	Diacopoulos	
6,584,978 B1	7/2003	Brett et al.	D554,260 S *	10/2007	Diacopoulos et al.	D24/181
D493,578 S	7/2004	Manzo et al.	7,404,403 B2	7/2008	Farrell	
D495,799 S	9/2004	Hirsch et al.	D584,002 S *	12/2008	Essig	D29/108
D500,895 S	1/2005	Manzo et al.	D593,714 S	6/2009	Hirshberg	
D504,744 S	5/2005	Hidalgo et al.	D594,125 S *	6/2009	Lesniak	D24/181
6,895,970 B1	5/2005	Lawrence et al.	D595,857 S	7/2009	Massad	
D509,028 S	8/2005	Farrell	D597,675 S *	8/2009	Eli	D24/181
D523,994 S	6/2006	Manzo	D609,347 S *	2/2010	Farrell	D24/180
D525,749 S	7/2006	Manzo et al.	D609,348 S *	2/2010	Farrell	D24/181
D526,093 S	8/2006	Manzo et al.	D611,658 S	3/2010	Manzo	
D526,095 S	8/2006	Manzo et al.	D615,709 S	5/2010	Manzo	
D527,848 S	9/2006	Manzo et al.	D616,152 S	5/2010	Manzo	
D529,176 S	9/2006	Moriyama	D621,942 S *	8/2010	Massad	D24/181
D529,615 S	10/2006	Atz	2008/0050693 A1 *	2/2008	Fischer et al.	433/25
D530,863 S	10/2006	Manzo et al.	2010/0051038 A1 *	3/2010	Quigless	128/861
D532,559 S	11/2006	Manzo et al.	2010/0186756 A1 *	7/2010	Koizumi et al.	128/861

* cited by examiner

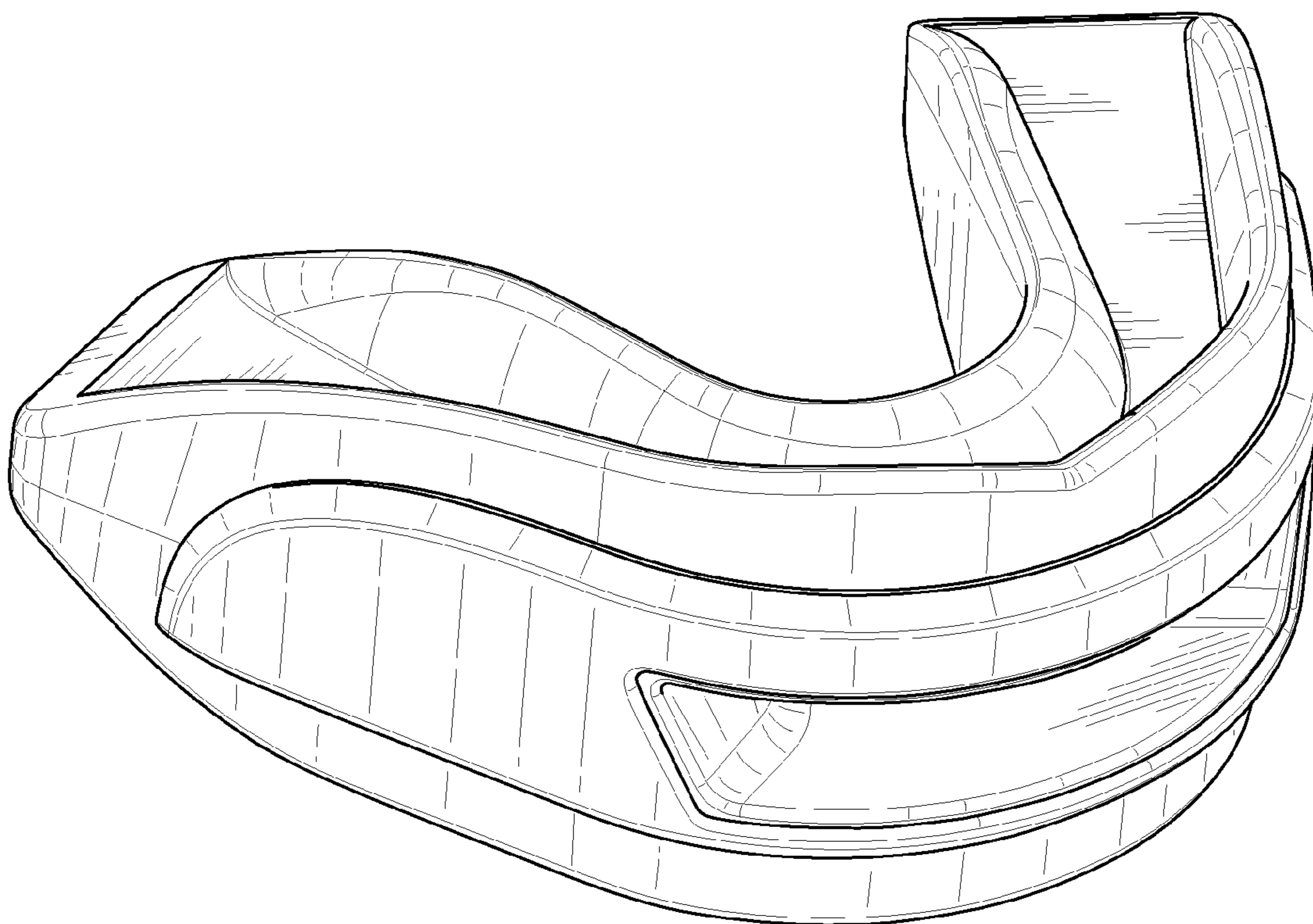


FIG. 1

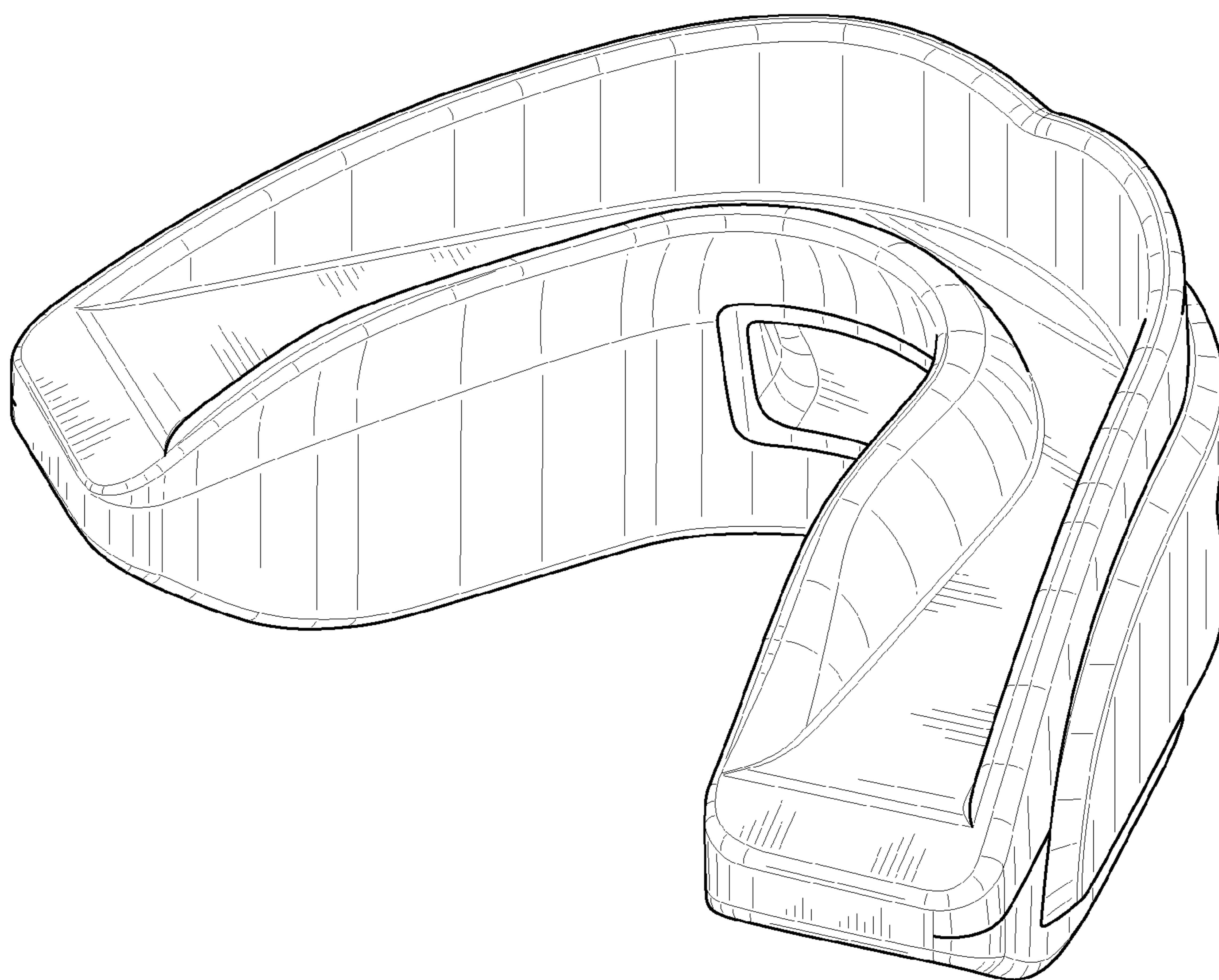


FIG. 2

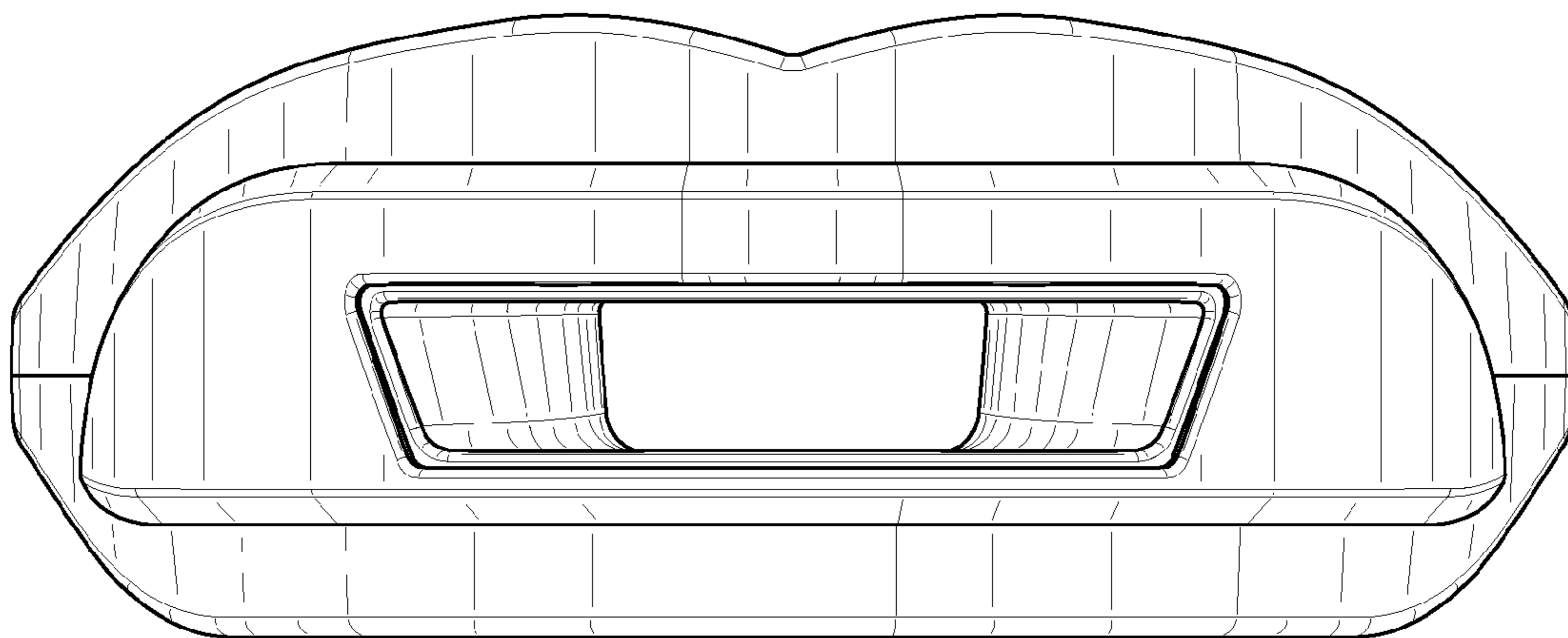


FIG. 3

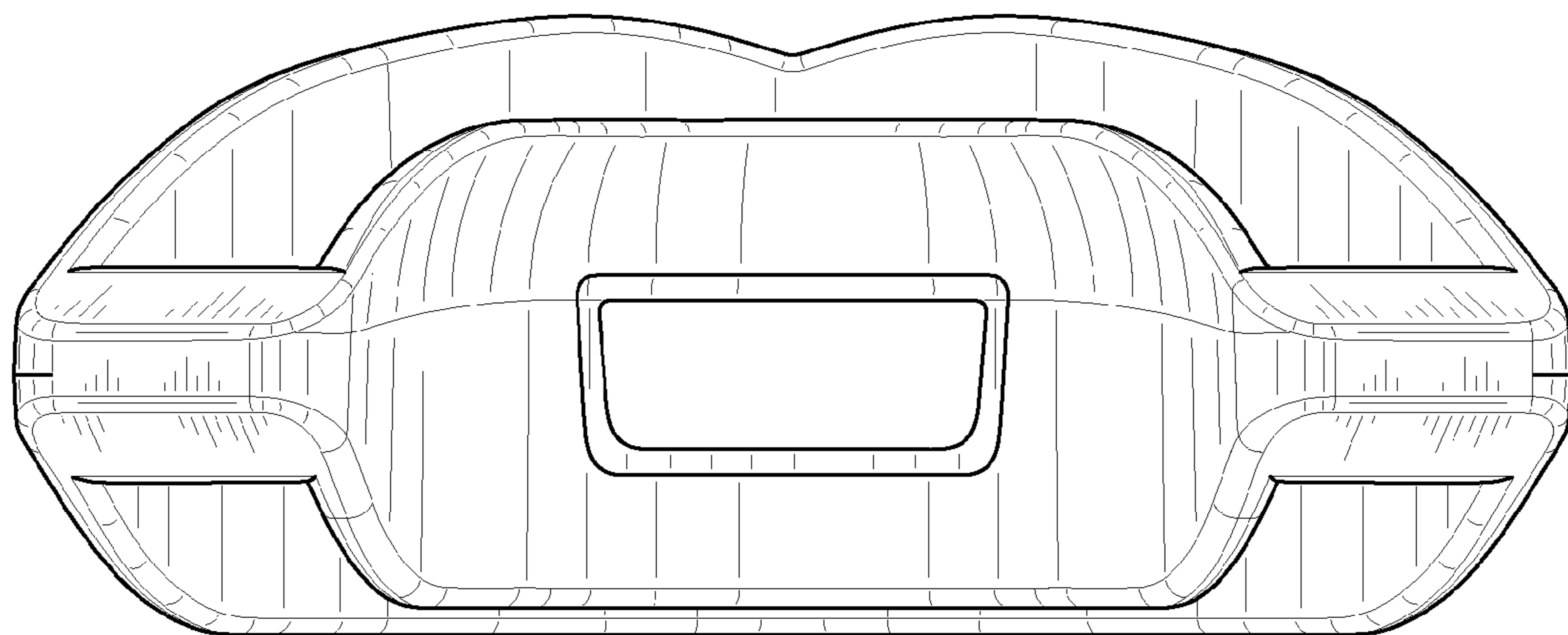


FIG. 4

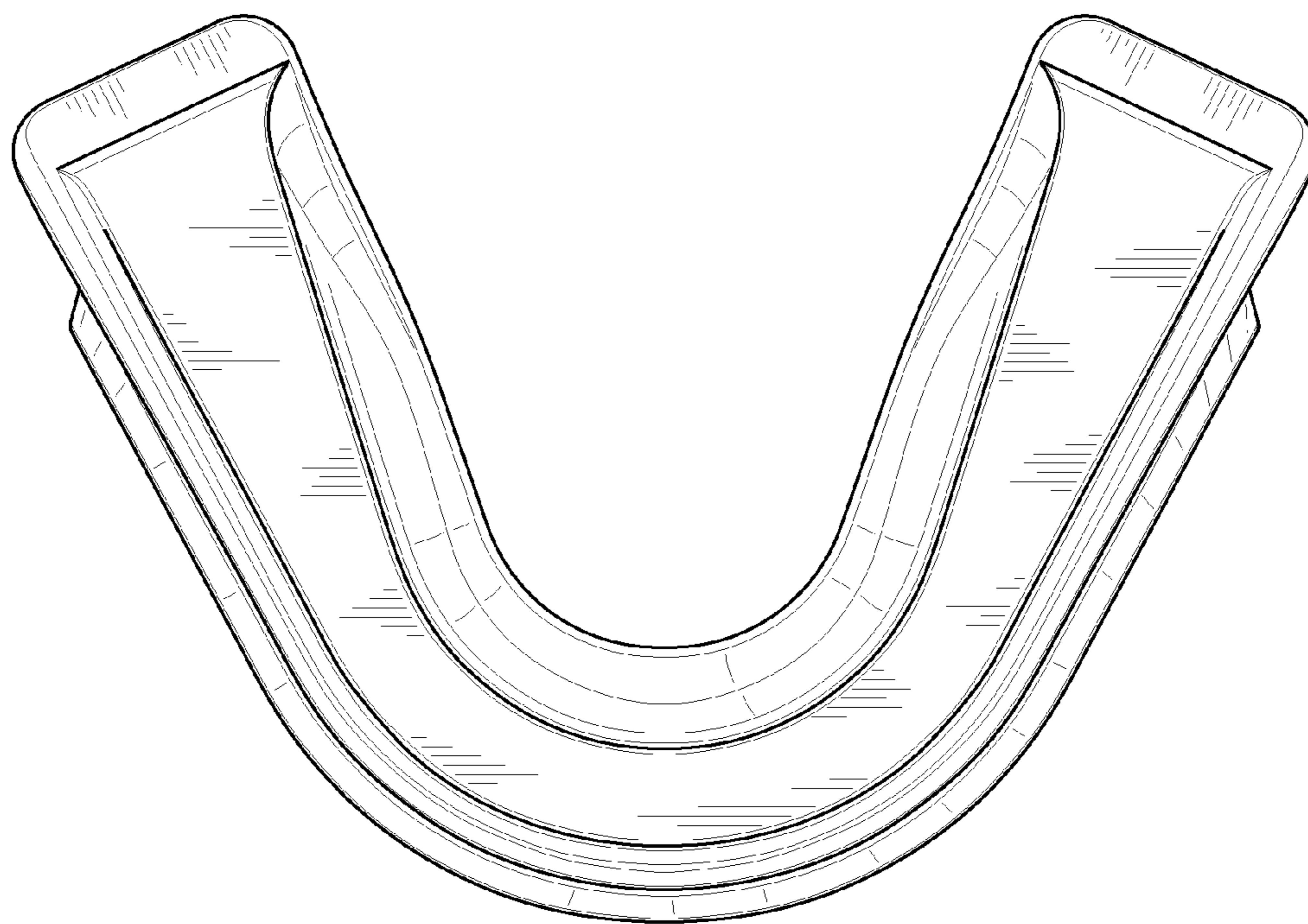


FIG. 5

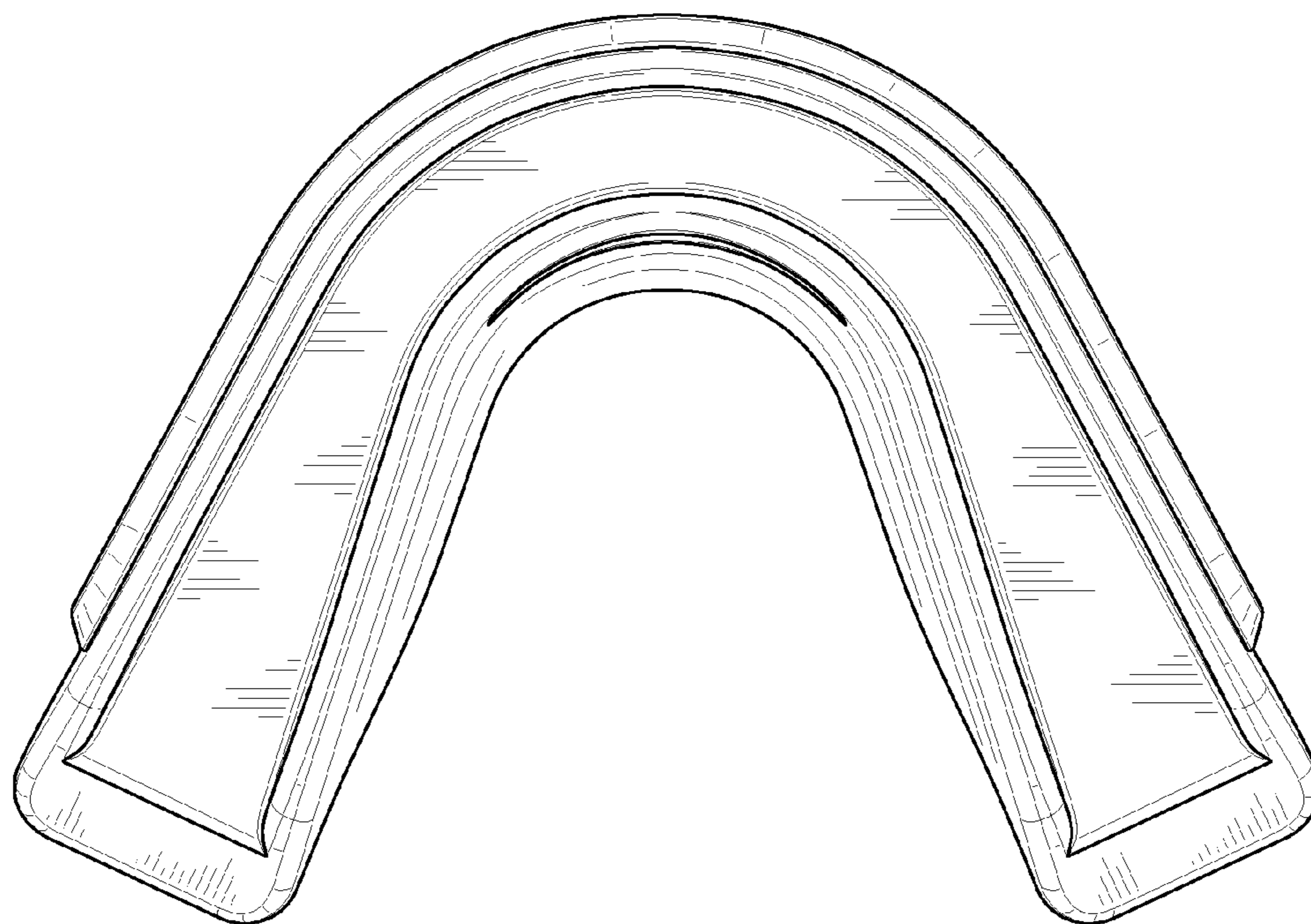


FIG. 6

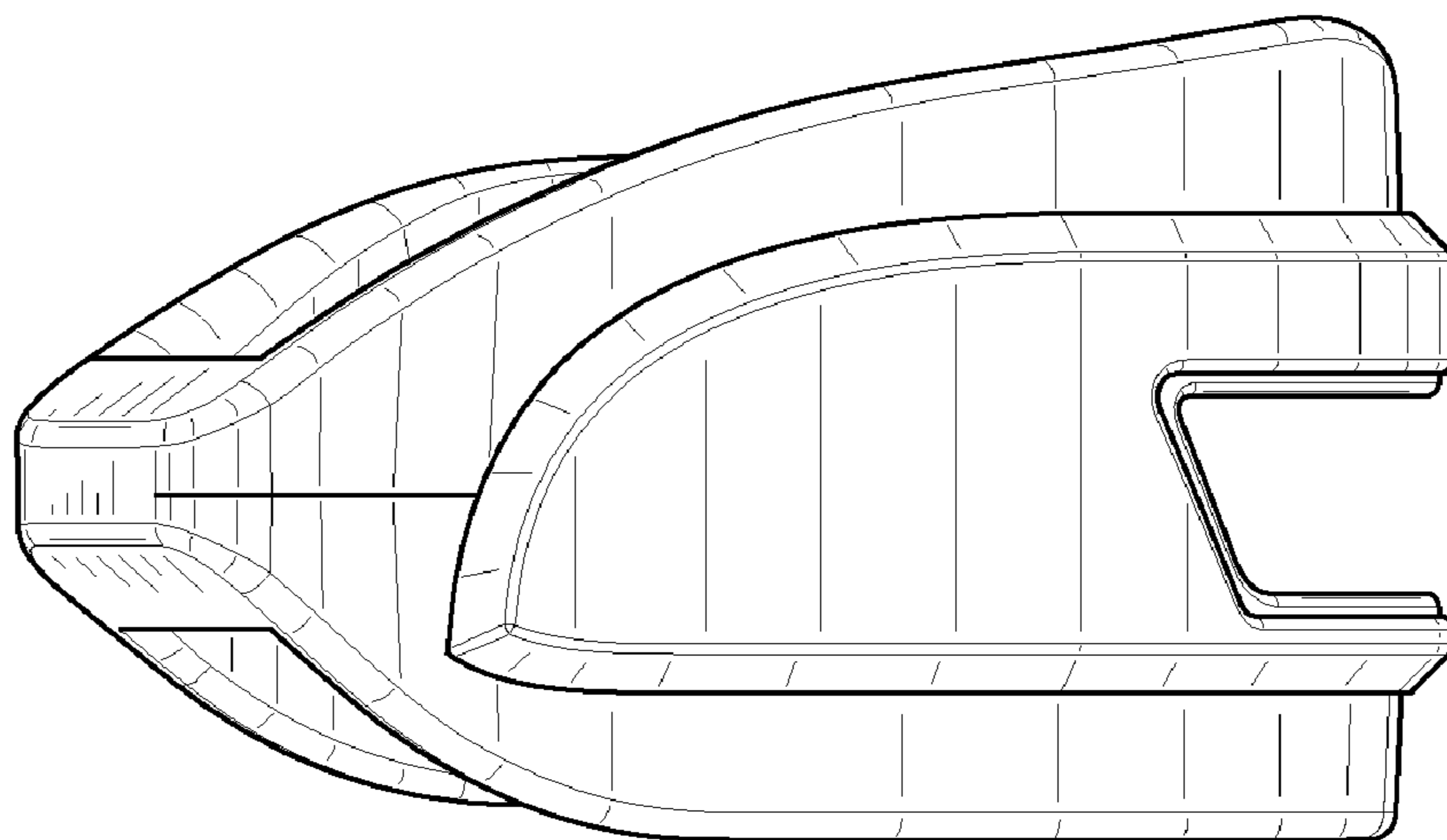


FIG. 7

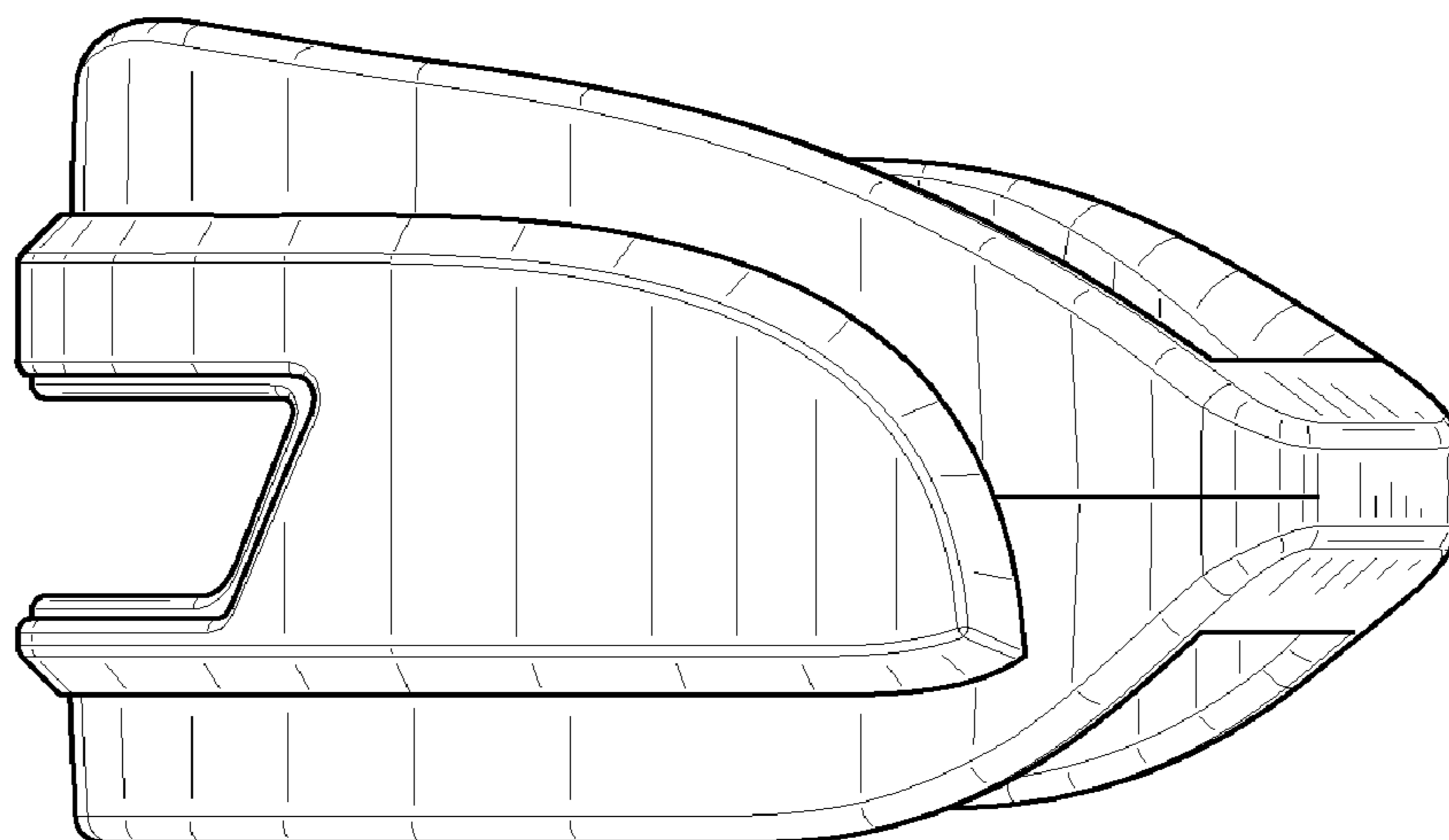


FIG. 8