



US00D630379S

(12) **United States Design Patent**  
**Chen**

(10) **Patent No.:** **US D630,379 S**

(45) **Date of Patent:** **\*\* Jan. 4, 2011**

(54) **COSMETIC CASE**

(75) Inventor: **Kuo-Ming Chen**, Conghua (CN)

(73) Assignee: **Jwu Ching(HK) Co. Limited**, Conghua, Guangdong Province (CN)

(\*\*) Term: **14 Years**

(21) Appl. No.: **29/368,318**

(22) Filed: **Aug. 23, 2010**

(51) **LOC (9) Cl.** ..... **28-03**

(52) **U.S. Cl.** ..... **D28/83**

(58) **Field of Classification Search** ..... 206/823,  
206/581; D28/73, 76-84; 132/286-288,  
132/293-307, 314-316

See application file for complete search history.

(56) **References Cited**

**U.S. PATENT DOCUMENTS**

D155,409 S \* 10/1949 Plato ..... D28/80

D485,019 S \* 1/2004 Au ..... D28/80

D551,805 S \* 9/2007 Dittmer et al. .... D28/83

D552,300 S \* 10/2007 Dittmer et al. .... D28/83

D581,598 S \* 11/2008 Buechler et al. .... D28/83

\* cited by examiner

*Primary Examiner*—Jennifer Rivard

(74) *Attorney, Agent, or Firm*—Leong C. Lei

(57) **CLAIM**

The ornamental design for a cosmetic case, as shown and described.

**DESCRIPTION**

FIG. 1 is a front perspective view of a cosmetic case showing my new design;

FIG. 2 is a front elevational view thereof;

FIG. 3 is a rear elevational view thereof;

FIG. 4 is a left elevational view thereof;

FIG. 5 is a right elevational view thereof;

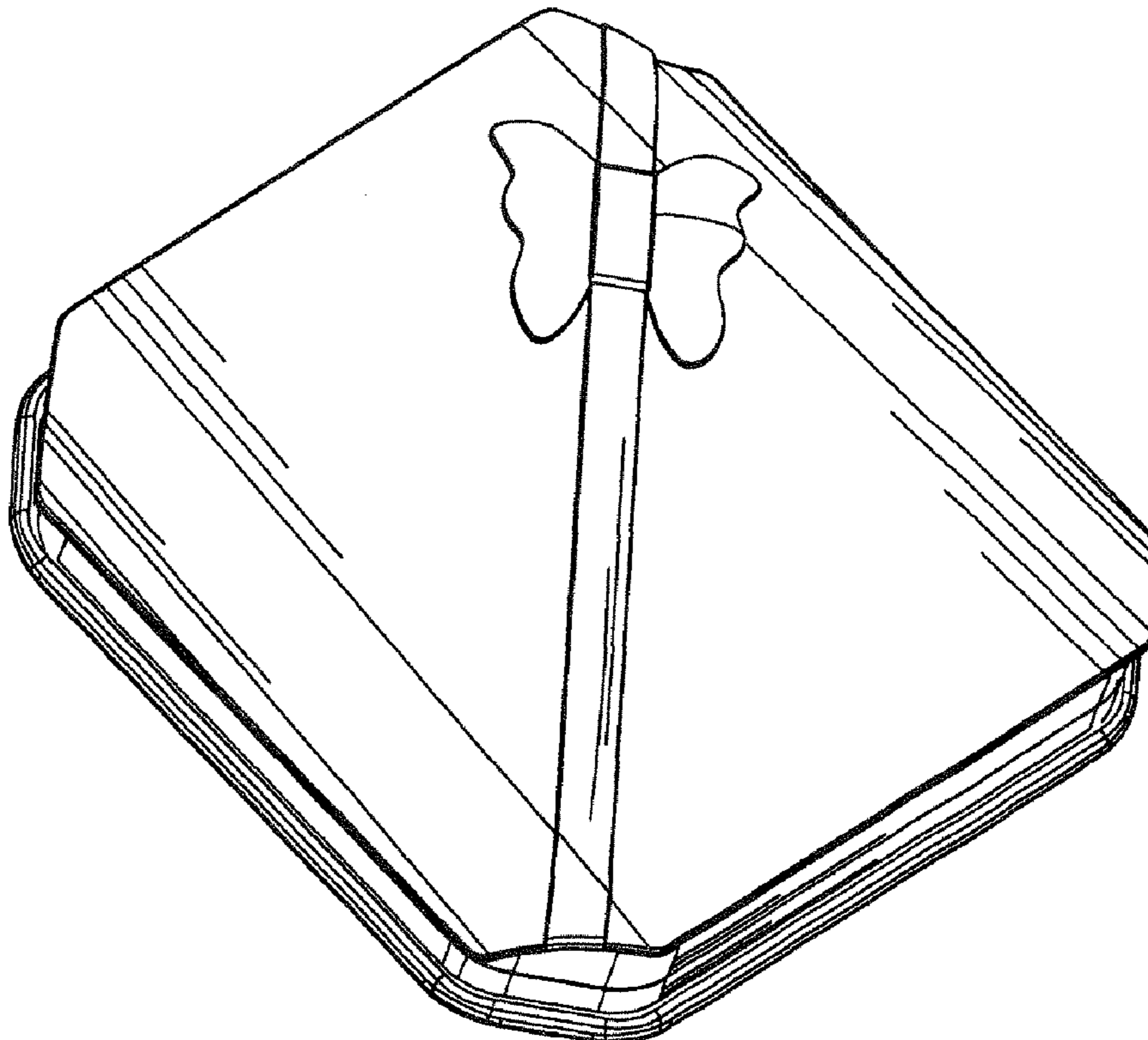
FIG. 6 is a top plan view thereof;

FIG. 7 is a bottom plan view thereof; and,

FIG. 8 is another perspective view thereof, showing the status while in use.

The broken lines shown in the drawings illustrate portions of the article and form no part of the claimed design.

**1 Claim, 8 Drawing Sheets**






FIG. 1




FIG.2




FIG. 3




FIG.4




FIG. 5

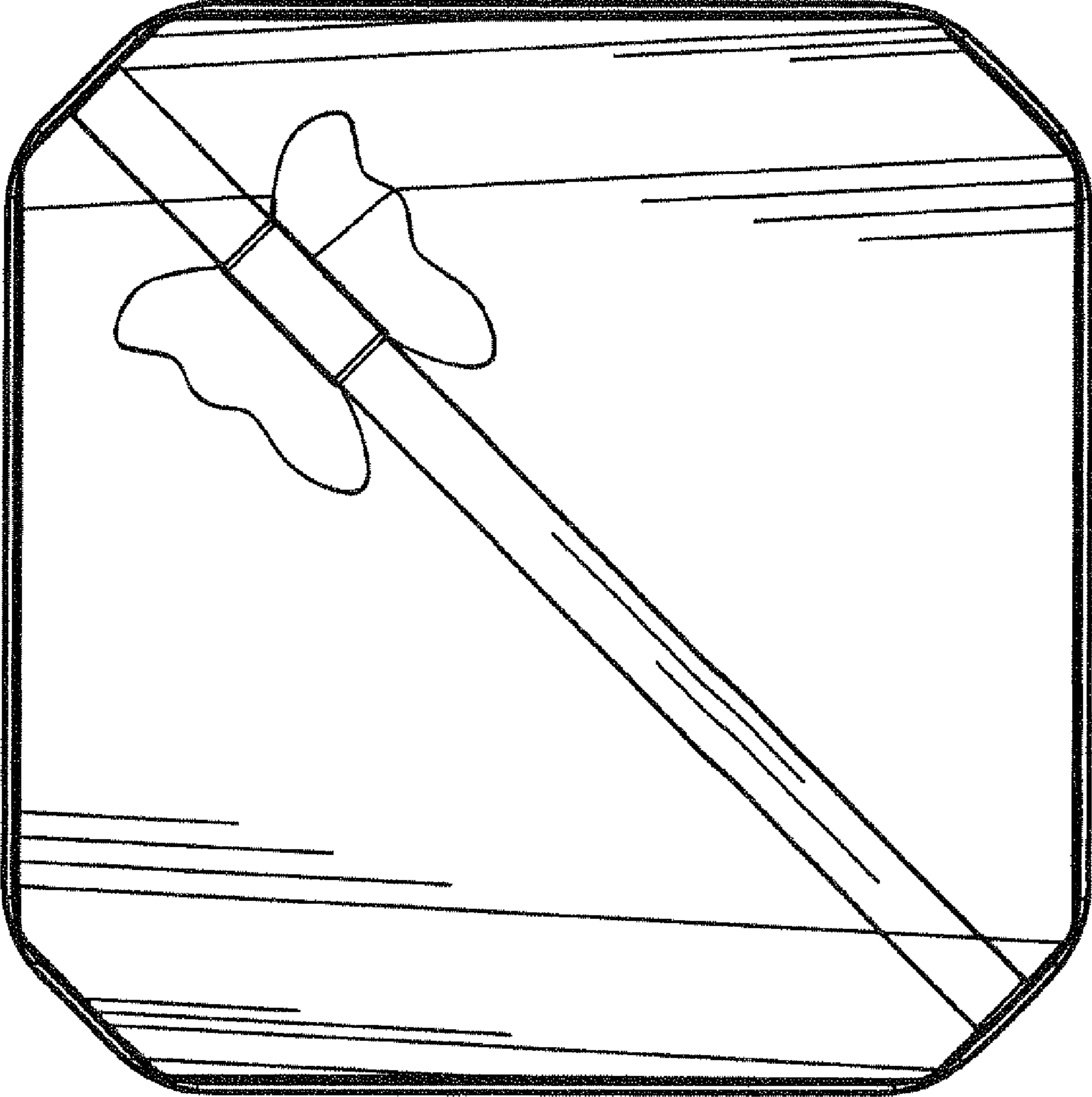


FIG. 6

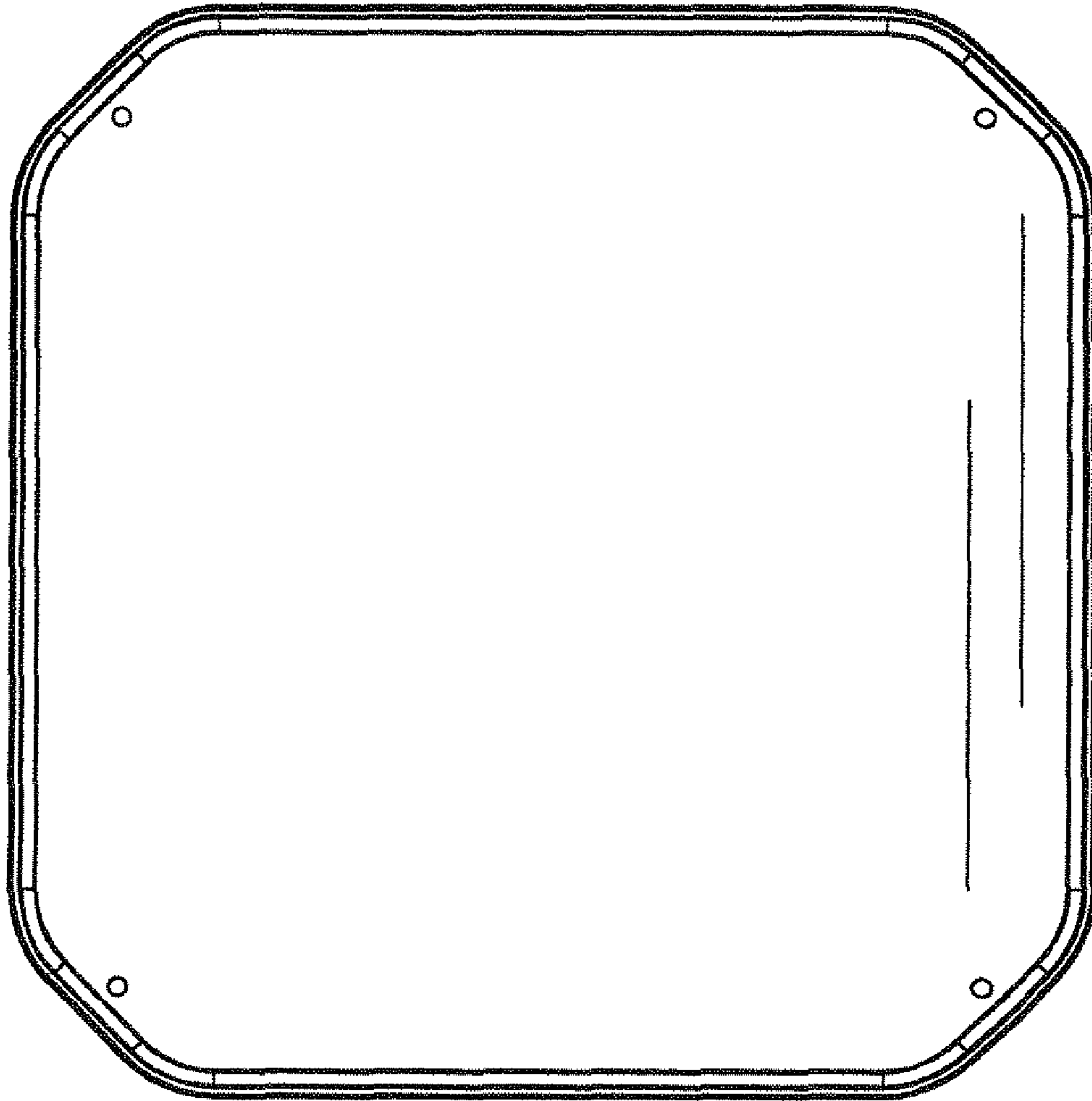


FIG. 7



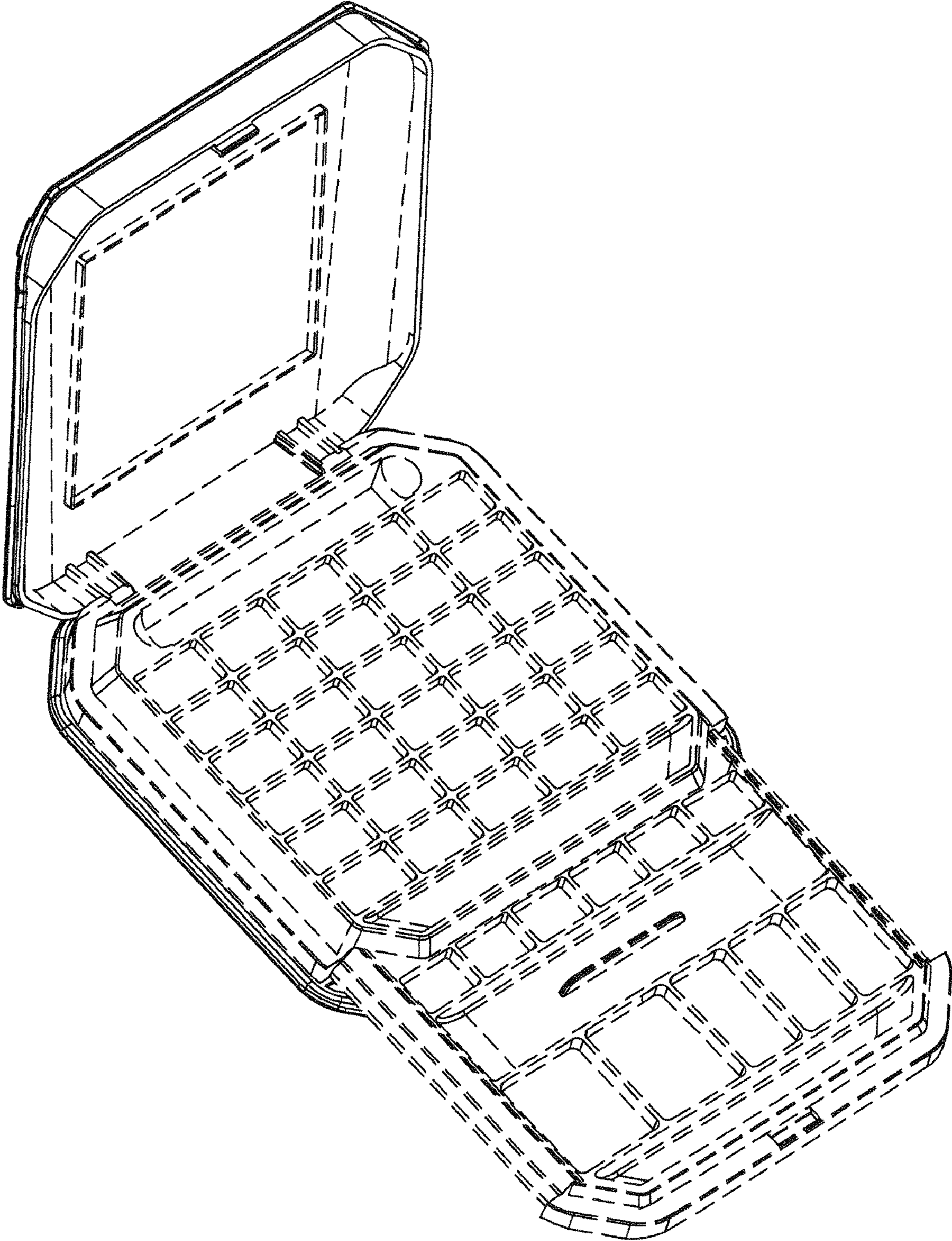


FIG.8