



US00D630370S

(12) **United States Design Patent**
Meeker et al.

(10) **Patent No.:** **US D630,370 S**

(45) **Date of Patent:** **** Jan. 4, 2011**

(54) **LUMINARY**

(75) Inventors: **Shane Edwin Meeker**, South Lebanon, OH (US); **Michael Thomas Seum**, Cincinnati, OH (US); **Philip Edwin Hague**, Chicago, IL (US); **Jason Craig Campbell**, Chicago, IL (US)

(73) Assignee: **Thew procter & Gamble Company**, Cincinnati, OH (US)

(**) Term: **14 Years**

(21) Appl. No.: **29/356,073**

(22) Filed: **Feb. 19, 2010**

Related U.S. Application Data

(62) Division of application No. 29/301,960, filed on Mar. 25, 2008, now Pat. No. Des. 612,976.

(51) **LOC (9) Cl.** **26-03**

(52) **U.S. Cl.** **D26/93; D26/101**

(58) **Field of Classification Search** D26/93-126;
D25/32, 37, 57, 62; 382/118-127, 317, 362,
382/410-415, 806; D11/142-145, 155, 157,
D11/131

See application file for complete search history.

(56) **References Cited**

U.S. PATENT DOCUMENTS

D45,398 S	3/1914	Munier
D52,625 S	11/1918	Barnes
D87,348 S	7/1932	Libert
D88,574 S	12/1932	Schaetzel

(Continued)

OTHER PUBLICATIONS

U.S. Appl. No. 29/301,961, filed Mar. 25, 2008, Shane Edwin Meeker et al.

U.S. Appl. No. 29/301,959, filed Mar. 25, 2008, Shane Edwin Meeker et al.

(Continued)

Primary Examiner—Brian N Vinson

(74) *Attorney, Agent, or Firm*—Julia A. Glazer; Leonard W. Lewis; Steven W. Miller

(57) **CLAIM**

The ornamental design for a luminary, as shown and described.

DESCRIPTION

FIG. 1 is a top, front, and side perspective view of a luminary showing our new design;

FIG. 2 is a left side elevational view thereof;

FIG. 3 is a right side elevational view thereof;

FIG. 4 is a front elevational view thereof;

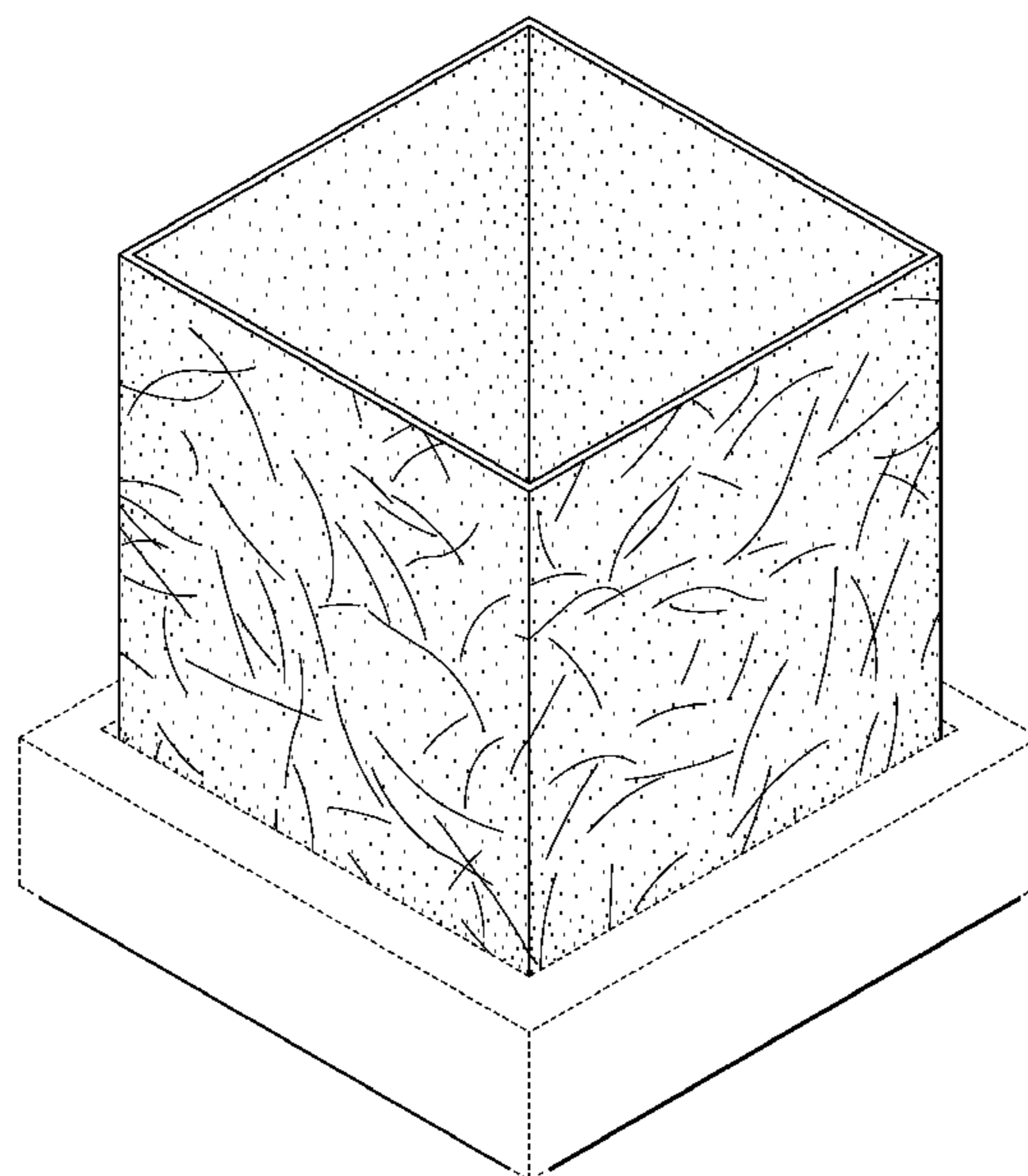
FIG. 5 is a rear elevational view thereof;

FIG. 6 is a top plan view thereof; and,

FIG. 7 is a bottom plan view thereof.

The broken-line disclosure in the views is understood to represent portions of the article in which the claimed design is embodied, but which form no part of the claimed design. Broken lines which define the edge of a claimed surface are understood to represent an unclaimed boundary between claimed and unclaimed surfaces: claimed surfaces being provided with surface shading and unclaimed surfaces showing no surface shading.

1 Claim, 7 Drawing Sheets



US D630,370 S

Page 2

U.S. PATENT DOCUMENTS

D102,273 S 12/1936 Headon
D103,280 S 2/1937 Hanson
D106,608 S 10/1937 Mey
D170,535 S 10/1953 Johnson
D176,371 S 12/1955 Nobis et al.
4,754,380 A * 6/1988 Wang D26/93
D306,658 S 3/1990 Haskell
D328,799 S 8/1992 Leonard
D369,572 S * 5/1996 Buck et al. D11/131
D383,864 S * 9/1997 Billings D26/51
D482,158 S 11/2003 Velikov et al.
D561,929 S 2/2008 Meeker et al.
D565,239 S 3/2008 Meeker et al.
D565,783 S 4/2008 Meeker et al.

D575,899 S 8/2008 Meeker et al.
D576,759 S 9/2008 Meeker et al.

OTHER PUBLICATIONS

European Registered Community Design EM806021-0022 registered on Oct. 10, 2007 and owned by Lorefar S.L.U. of Barcelona Spain.

Found on p. 87 of a Mar. 31, 1996 Japanese catalogue called "Made for Export."

From the website of The Fern Group, Ltd. Of Toronto, Canada, web address: http://www.ferngroup.com/index.php?option=com_virtuemart&Itemid=43, downloaded on Aug. 28, 2008, 2 pages.

* cited by examiner

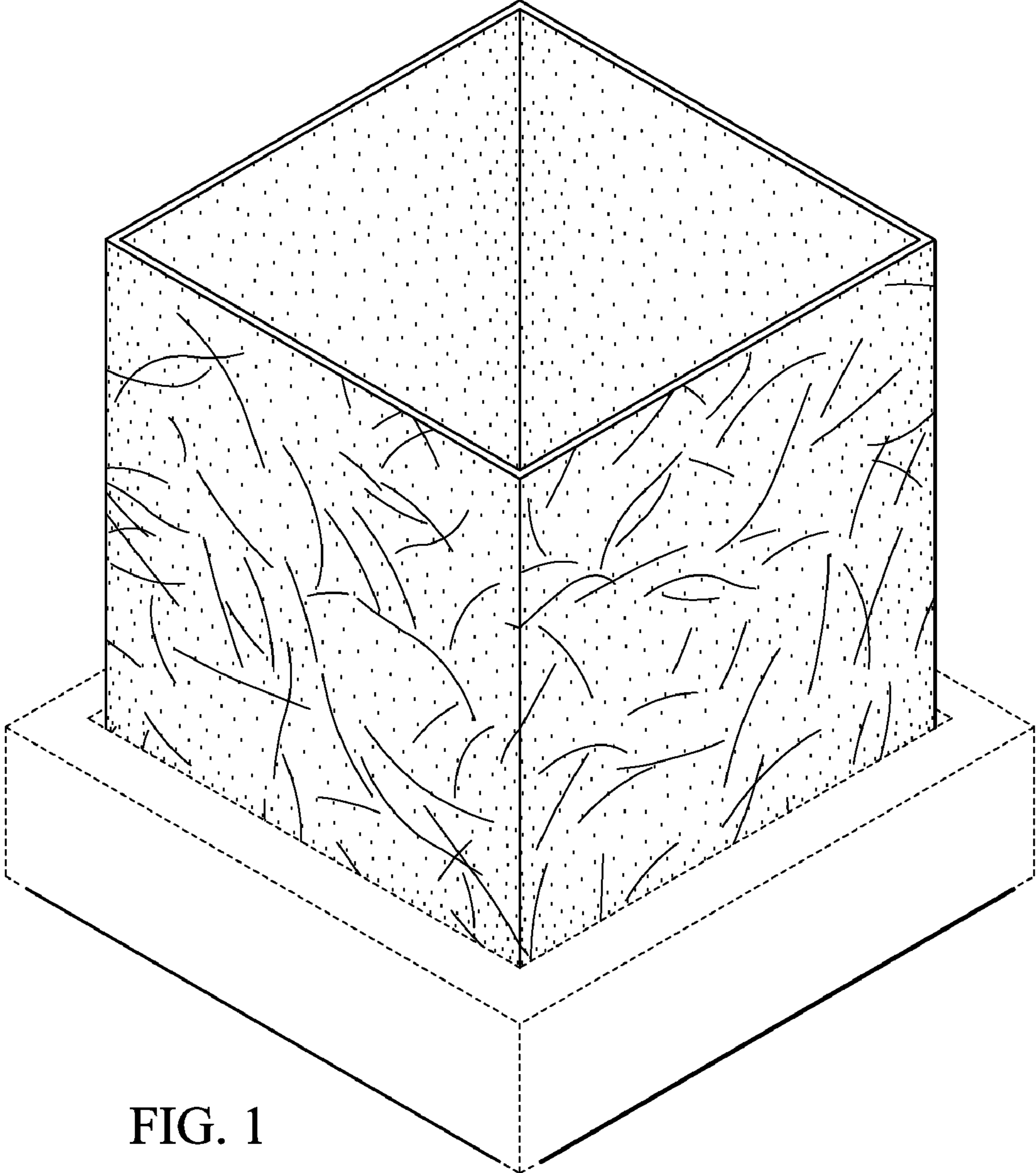


FIG. 1




FIG. 2




FIG. 3




FIG. 4




FIG. 5

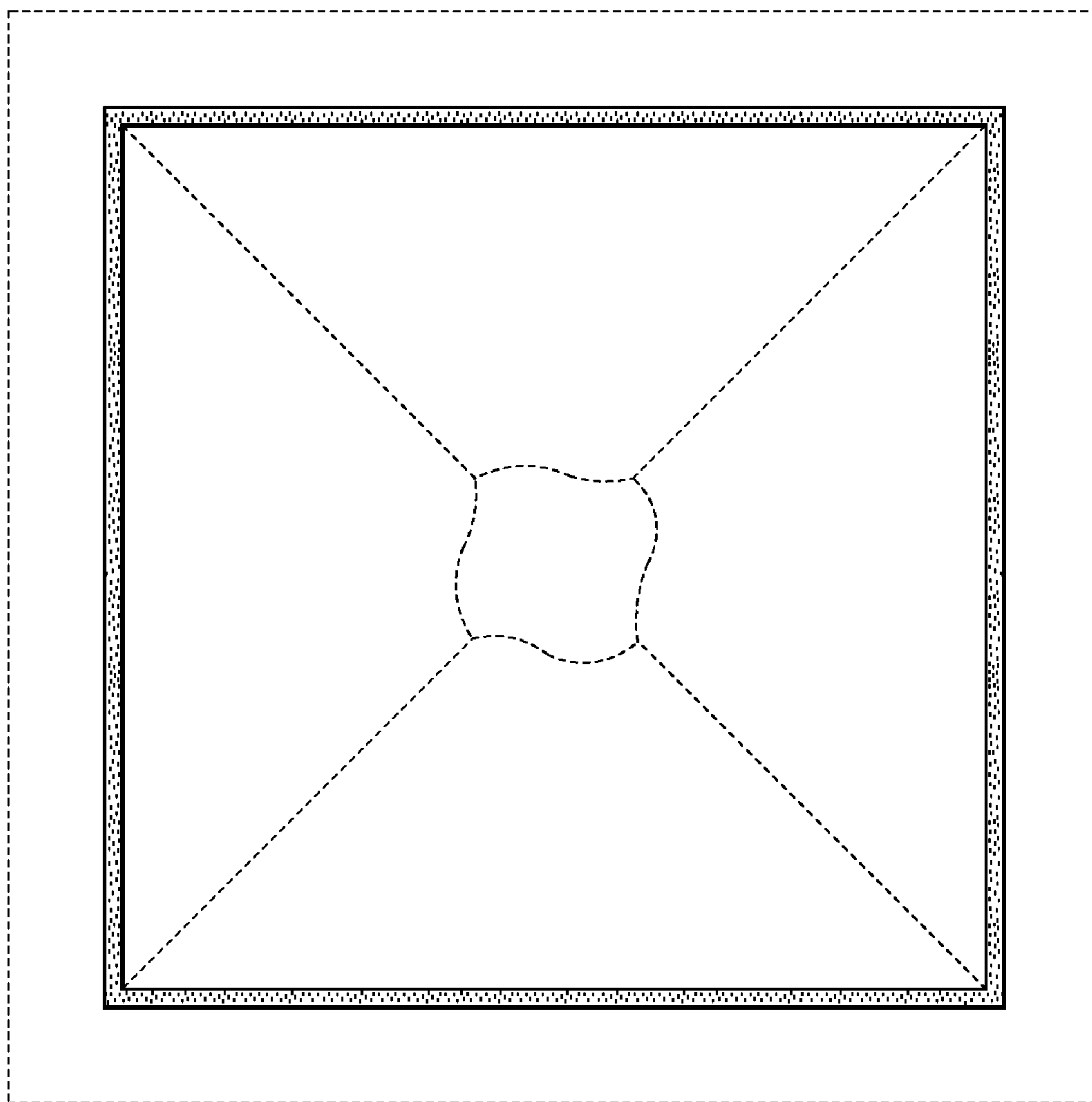


FIG. 6

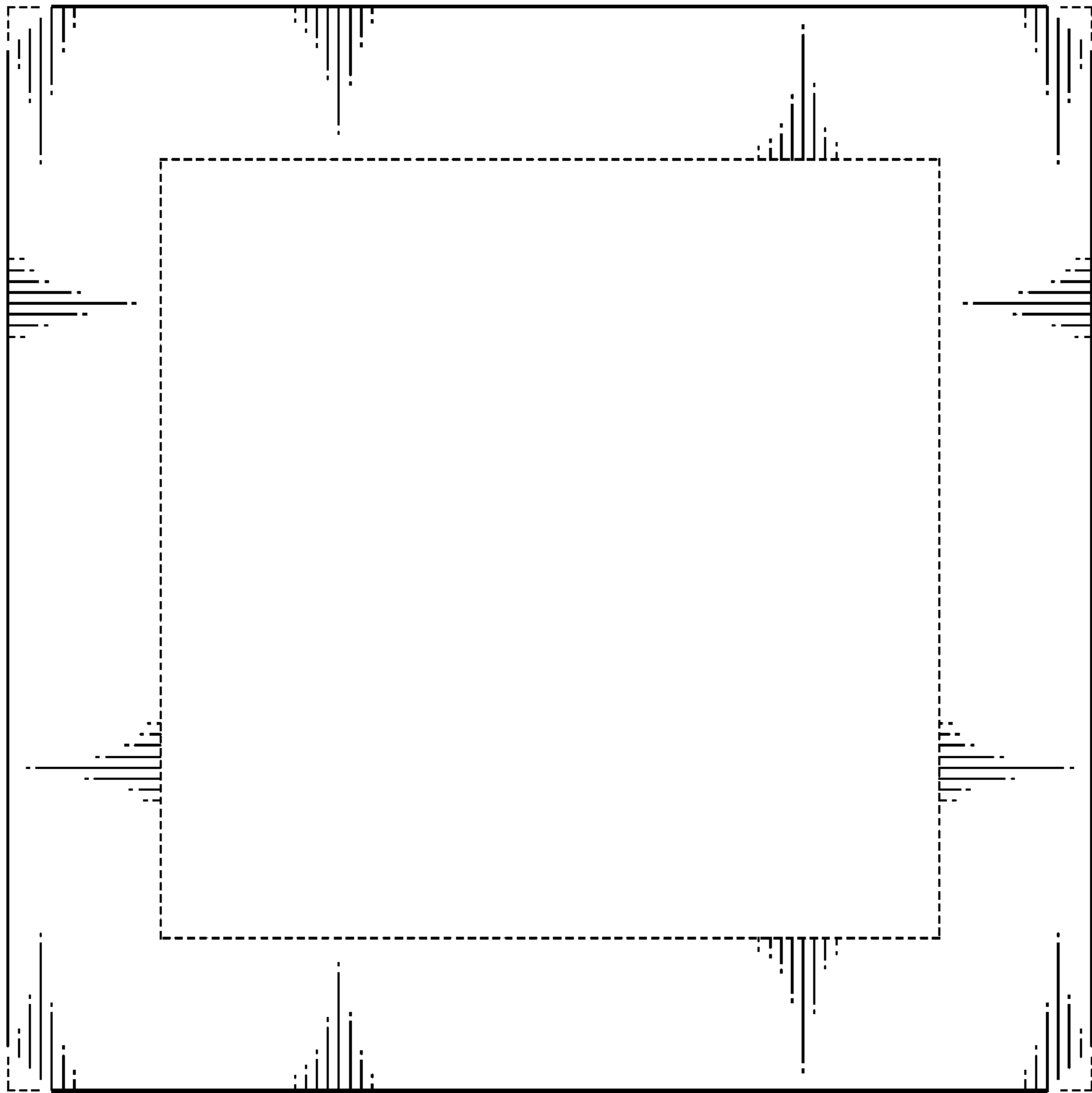


FIG. 7