



US00D630333S

(12) **United States Design Patent**
Chiang

(10) **Patent No.:** **US D630,333 S**
(45) **Date of Patent:** **** Jan. 4, 2011**

(54) **KNEE BRACE**

(76) Inventor: **Pang-Ching Chiang**, 9F, No. 295, Sec. 4, Chung-Hsiao E. Rd., Taipei (TW)

(**) Term: **14 Years**

(21) Appl. No.: **29/354,726**

(22) Filed: **Jan. 27, 2010**

(51) **LOC (9) Cl.** **24-01**

(52) **U.S. Cl.** **D24/190**

(58) **Field of Classification Search** D24/190,
D24/192, 100, 206; D29/120.1, 120.2, 121.1;
602/2, 5, 6, 16, 20, 23, 26, 60-66; 2/16,
2/22, 24; 66/171, 172 R, 172 E

See application file for complete search history.

(56) **References Cited**

U.S. PATENT DOCUMENTS

4,084,584	A *	4/1978	Detty	602/26
D259,058	S *	4/1981	Marshall	D24/190
4,287,885	A *	9/1981	Applegate	602/26
4,366,813	A *	1/1983	Nelson	602/26
4,474,573	A *	10/1984	Detty	602/26
4,632,106	A *	12/1986	Gamm	602/63
4,765,318	A *	8/1988	Tranberg et al.	602/26
5,077,837	A *	1/1992	Meistrell	2/16
5,139,477	A *	8/1992	Peters	602/26
5,154,690	A *	10/1992	Shiono	602/5
D331,801	S *	12/1992	Shiono	D24/190
D331,802	S *	12/1992	Shiono	D24/190
D331,803	S *	12/1992	Shiono	D24/190
D331,804	S *	12/1992	Shiono	D24/190
D331,805	S *	12/1992	Shiono	D24/190
5,267,951	A *	12/1993	Ishii	602/26
5,419,161	A *	5/1995	Bodenschatz et al.	66/172 E

5,474,524	A *	12/1995	Carey	602/26
D389,582	S *	1/1998	Bodenschatz et al.	D24/190
5,807,298	A *	9/1998	Palumbo	602/62
5,925,010	A *	7/1999	Caprio, Jr.	602/62
D444,563	S *	7/2001	Rodgers	D24/190
D449,109	S *	10/2001	Tsujino	D24/190
D454,199	S *	3/2002	Lamping et al.	D24/190
6,592,539	B1 *	7/2003	Einarsson et al.	602/62
6,776,769	B2 *	8/2004	Smith	602/61
D569,984	S *	5/2008	Reinhardt	D24/190
D572,827	S *	7/2008	Reinhardt et al.	D24/190
D574,084	S *	7/2008	Reinhardt	D24/190
D580,554	S *	11/2008	Lin et al.	D24/190
D580,556	S *	11/2008	Lin et al.	D24/190
D584,416	S *	1/2009	Reinhardt et al.	D24/190
2008/0139982	A1 *	6/2008	Magnusson	602/5

* cited by examiner

Primary Examiner—Susan E Krakower

(74) *Attorney, Agent, or Firm*—patenttm.us

(57) **CLAIM**

The ornamental design for a knee brace, as shown.

DESCRIPTION

FIG. 1 is a perspective view of a knee brace showing my new design;

FIG. 2 is a front view thereof;

FIG. 3 is a rear view thereof;

FIG. 4 is a left side view thereof;

FIG. 5 is a right side view thereof;

FIG. 6 is a top view thereof; and,

FIG. 7 is a bottom view thereof.

1 Claim, 5 Drawing Sheets






FIG. 1




FIG.2



FIG. 3




FIG. 4




FIG. 5




FIG. 6



FIG. 7