



US00D630313S

(12) **United States Design Patent**  
**Pidgeon et al.**

(10) **Patent No.:** **US D630,313 S**  
(45) **Date of Patent:** **\*\* Jan. 4, 2011**

(54) **THERAPY UNIT ASSEMBLY**

D423,102 S \* 4/2000 Mertenat ..... D24/169  
D434,150 S 11/2000 Tumey et al.  
D439,341 S 3/2001 Tumey et al.

(75) Inventors: **Andy Duncan Pidgeon**, Cambs (GB);  
**Richard Mann**, Cambridge (GB)

(Continued)

(73) Assignee: **Smith & Nephew PLC**, London (GB)

**OTHER PUBLICATIONS**

(\*\*) Term: **14 Years**

U.S. Appl. No. 29/343,582, filed Sep. 15, 2009, Pidgeon et al.

(21) Appl. No.: **29/343,583**

(Continued)

(22) Filed: **Sep. 15, 2009**

*Primary Examiner*—Stella M Reid  
*Assistant Examiner*—Wan Laymon

(74) *Attorney, Agent, or Firm*—Knobbe Martens Olson & Bear LLP

**Related U.S. Application Data**

(63) Continuation of application No. 29/294,217, filed on Dec. 28, 2007, now Pat. No. Des. 602,582.

**Foreign Application Priority Data**

(30) Jul. 2, 2007 (EM) ..... 000750138-001

(57) **CLAIM**

We claim the ornamental design for a therapy unit assembly, as shown and described.

(51) **LOC (9) Cl.** ..... **24-01**

**DESCRIPTION**

(52) **U.S. Cl.** ..... **D24/108; D24/111**

(58) **Field of Classification Search** ..... D24/158,  
D24/165, 186, 200, 232, 108, 169; 601/9–10,  
601/15; 600/1–2, 9–10, 13, 573; 607/61,  
607/63, 52, 100, 103, 115; 604/313–315,  
604/317, 327, 543, 541, 318–319, 35, 119,  
604/322

FIG. 1 is a perspective view of a therapy unit assembly.

FIG. 2 is a top plan view of the assembly of FIG. 1.

FIG. 3 is a front elevation view of the assembly of FIG. 1.

FIG. 4 is a rear elevation view of the assembly of FIG. 1.

FIG. 5 is a right side view of the assembly of FIG. 1.

FIG. 6 is a left side view of the assembly of FIG. 1; and,

FIG. 7 is a bottom view of the assembly of FIG. 1.

See application file for complete search history.

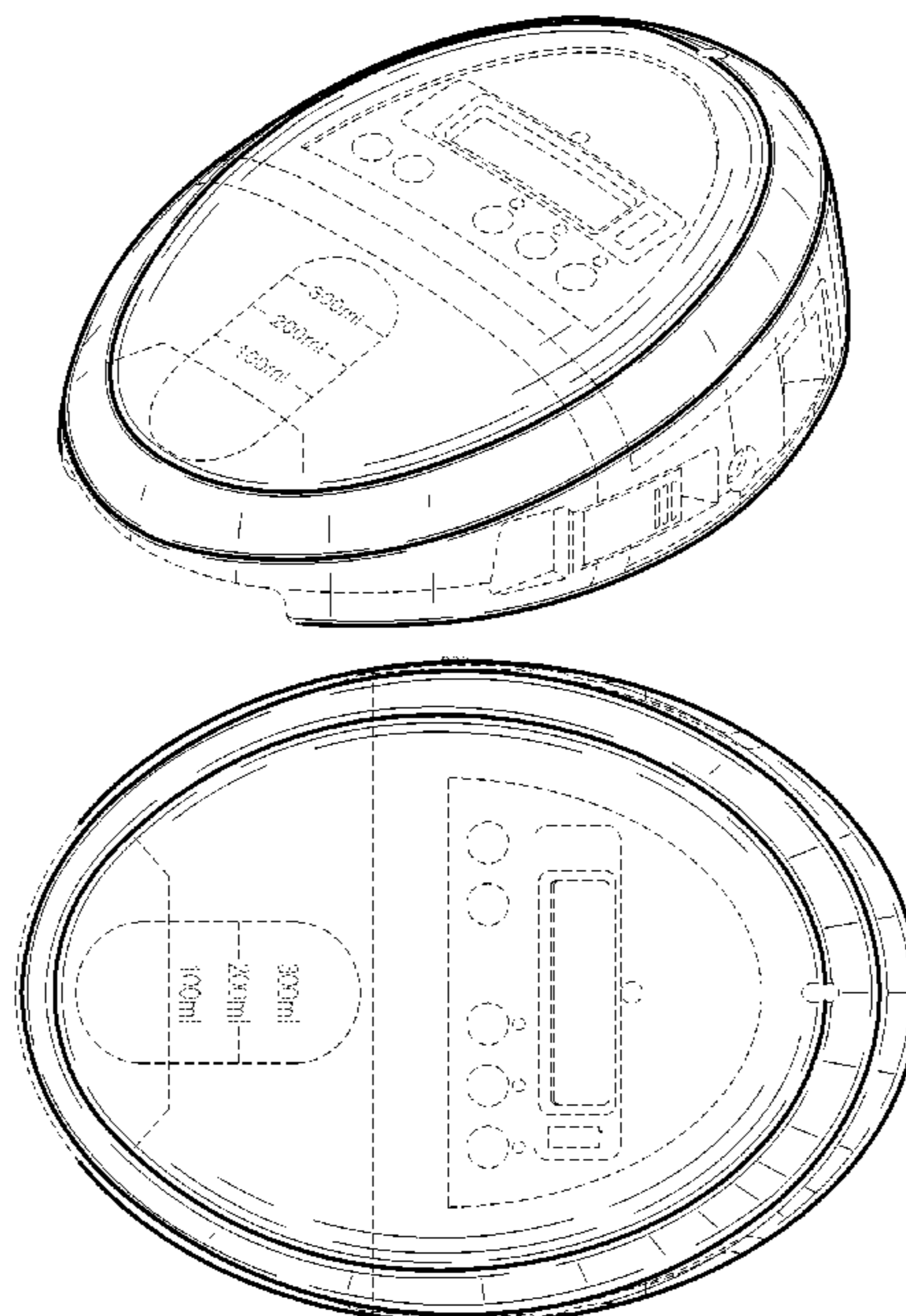
The broken lines in the drawings that are immediately adjacent to the shaded areas represent an unclaimed boundary of the claimed design. The broken lines showing the remainder of the assembly are for illustrative purposes only and form no part of the claimed design.

(56) **References Cited**

**U.S. PATENT DOCUMENTS**

D352,463 S 11/1994 Kubo  
D400,249 S 10/1998 Holubar et al.  
D406,899 S 3/1999 Cottle  
6,010,527 A 1/2000 Augustine et al.

**1 Claim, 3 Drawing Sheets**



# US D630,313 S

Page 2

## U.S. PATENT DOCUMENTS

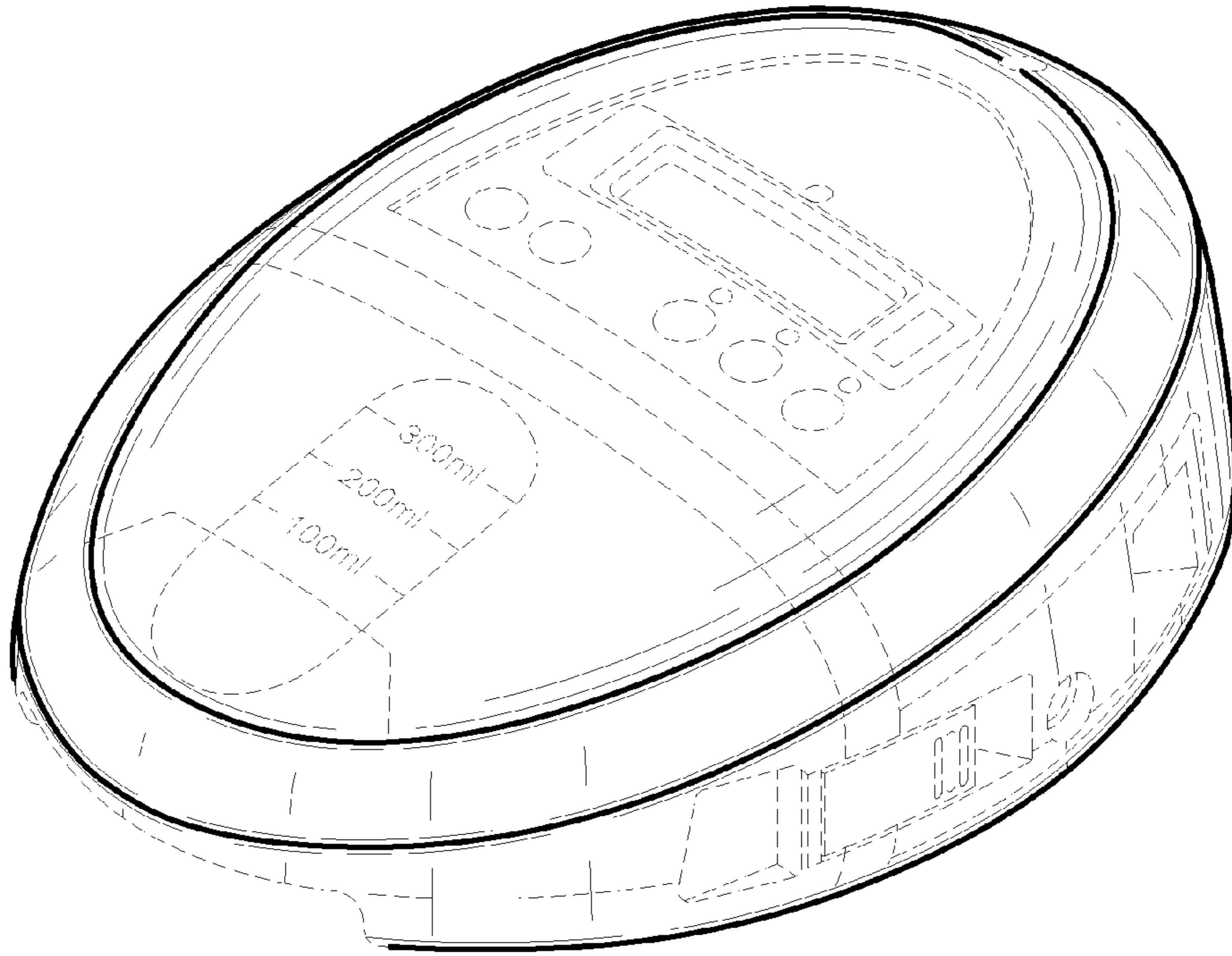
D449,891 S 10/2001 Moro  
D456,514 S 4/2002 Brown et al.  
6,468,199 B1 10/2002 Satou et al.  
D481,459 S 10/2003 Nahm  
6,755,807 B2 6/2004 Risk, Jr. et al.  
D504,953 S 5/2005 Ryan  
D516,217 S \* 2/2006 Brown et al. .... D24/186  
D522,657 S 6/2006 Murphy et al.  
D537,944 S 3/2007 Eda et al.  
D544,092 S 6/2007 Lewis  
D546,952 S \* 7/2007 May ..... D24/186  
D548,347 S 8/2007 Ichino et al.  
7,317,954 B2 \* 1/2008 McGreevy ..... 607/115  
D585,135 S \* 1/2009 Mori et al. .... D24/169  
D585,137 S \* 1/2009 Onoda et al. .... D24/169  
D586,466 S \* 2/2009 Smith et al. .... D24/186

D587,376 S \* 2/2009 Takano et al. .... D24/169  
D587,901 S \* 3/2009 Pidgeon et al. .... D3/232  
D594,114 S 6/2009 Locke et al.  
D602,582 S 10/2009 Pidgeon et al.  
D602,583 S 10/2009 Pidgeon et al.  
D602,584 S 10/2009 Pidgeon et al.  
D607,202 S 1/2010 Pidgeon et al.  
2008/0033400 A1 2/2008 Holper et al.  
2010/0187065 A1 \* 7/2010 Pidgeon et al. .... 190/115  
2010/0207768 A1 \* 8/2010 Pidgeon et al. .... 340/573.1

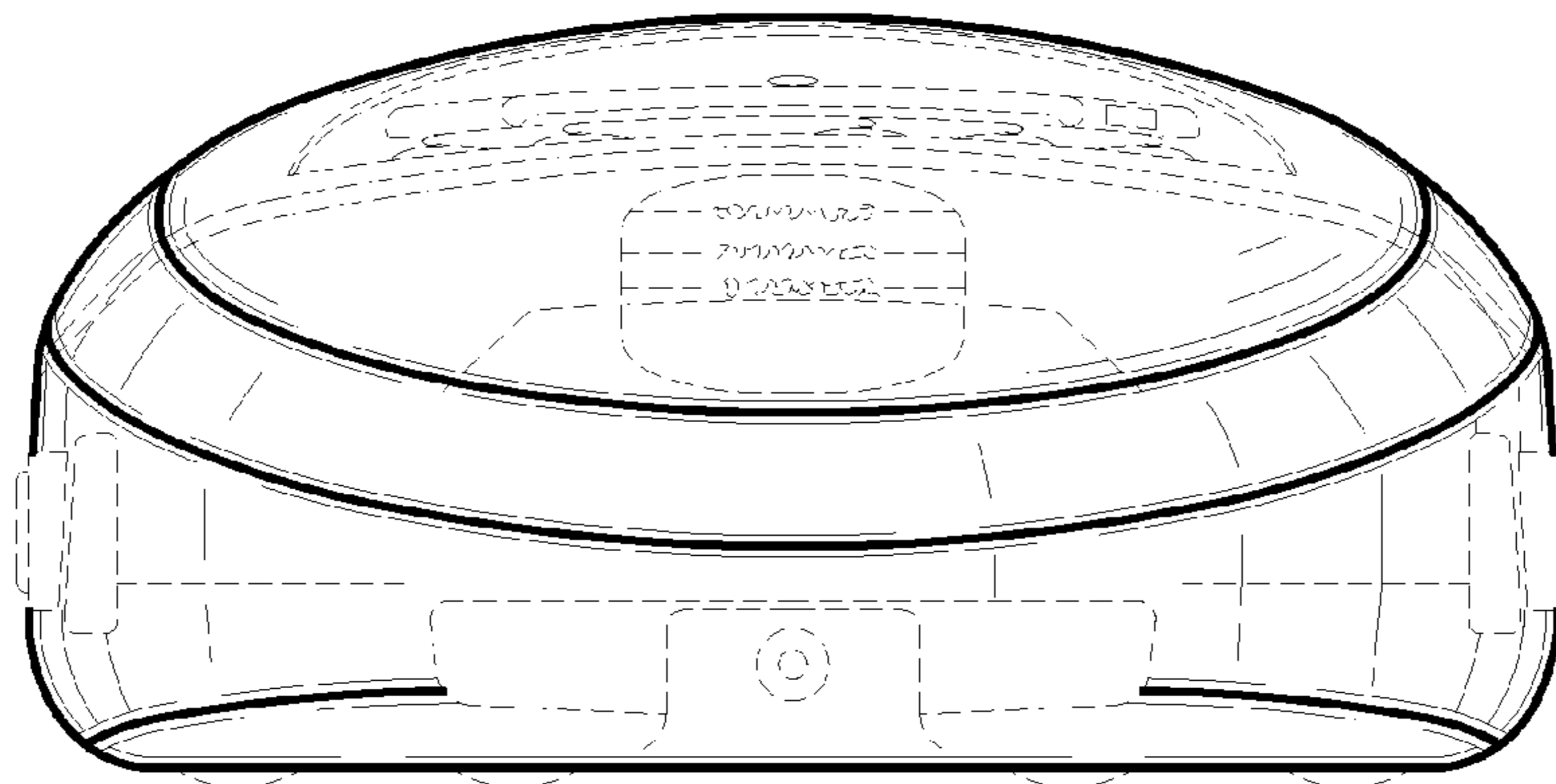
## OTHER PUBLICATIONS

U.S. Appl. No. 29/343,584, filed Sep. 15, 2009, Pidgeon et al.  
U.S. Appl. No. 29/351,416, filed Dec. 4, 2009, Mario Gonzalez.  
U.S. Appl. No. 29/351,522, filed Dec. 7, 2009, Pidgeon et al.

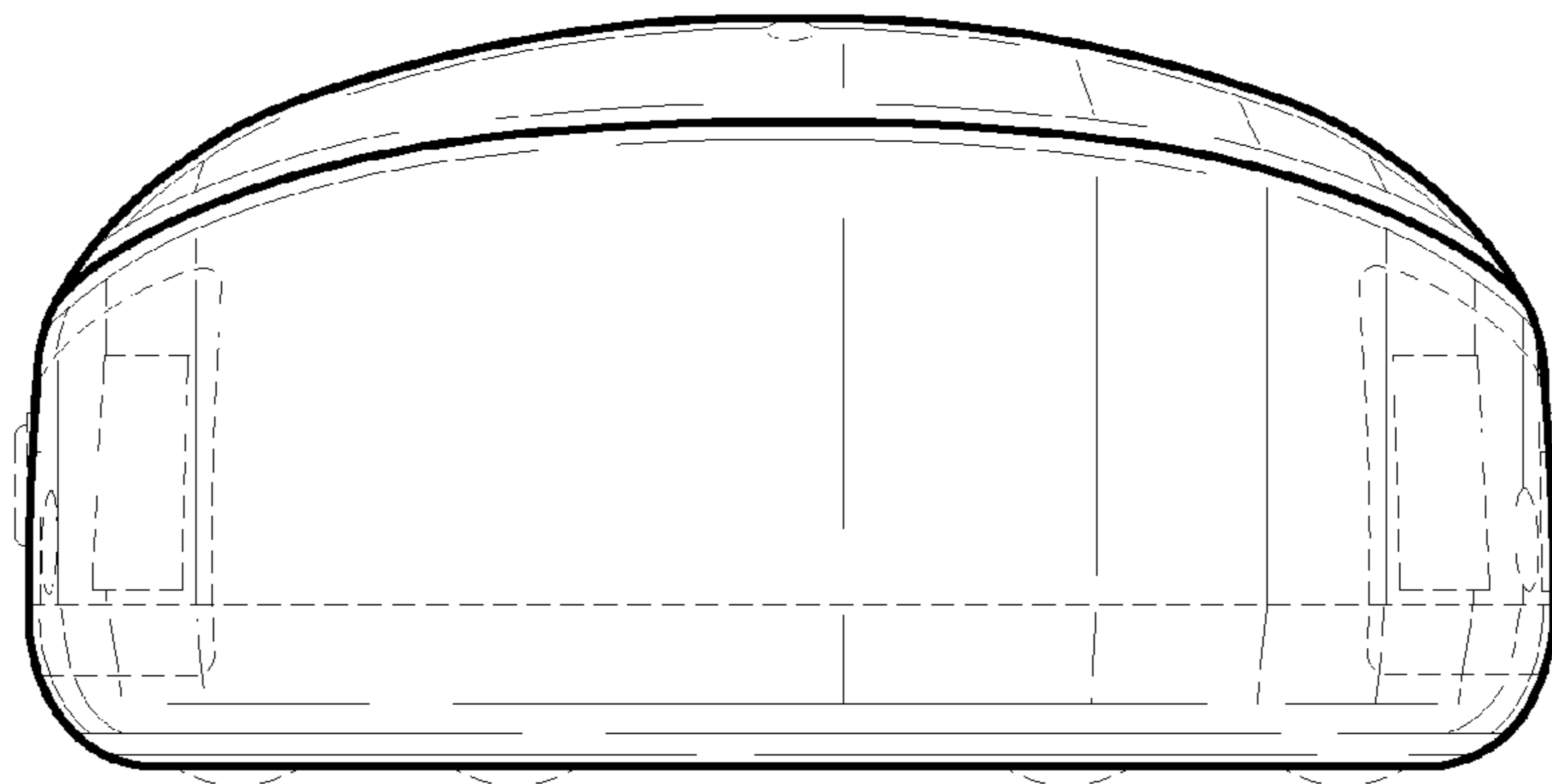
\* cited by examiner



*FIG. 1*



*FIG. 3*



*FIG. 4*

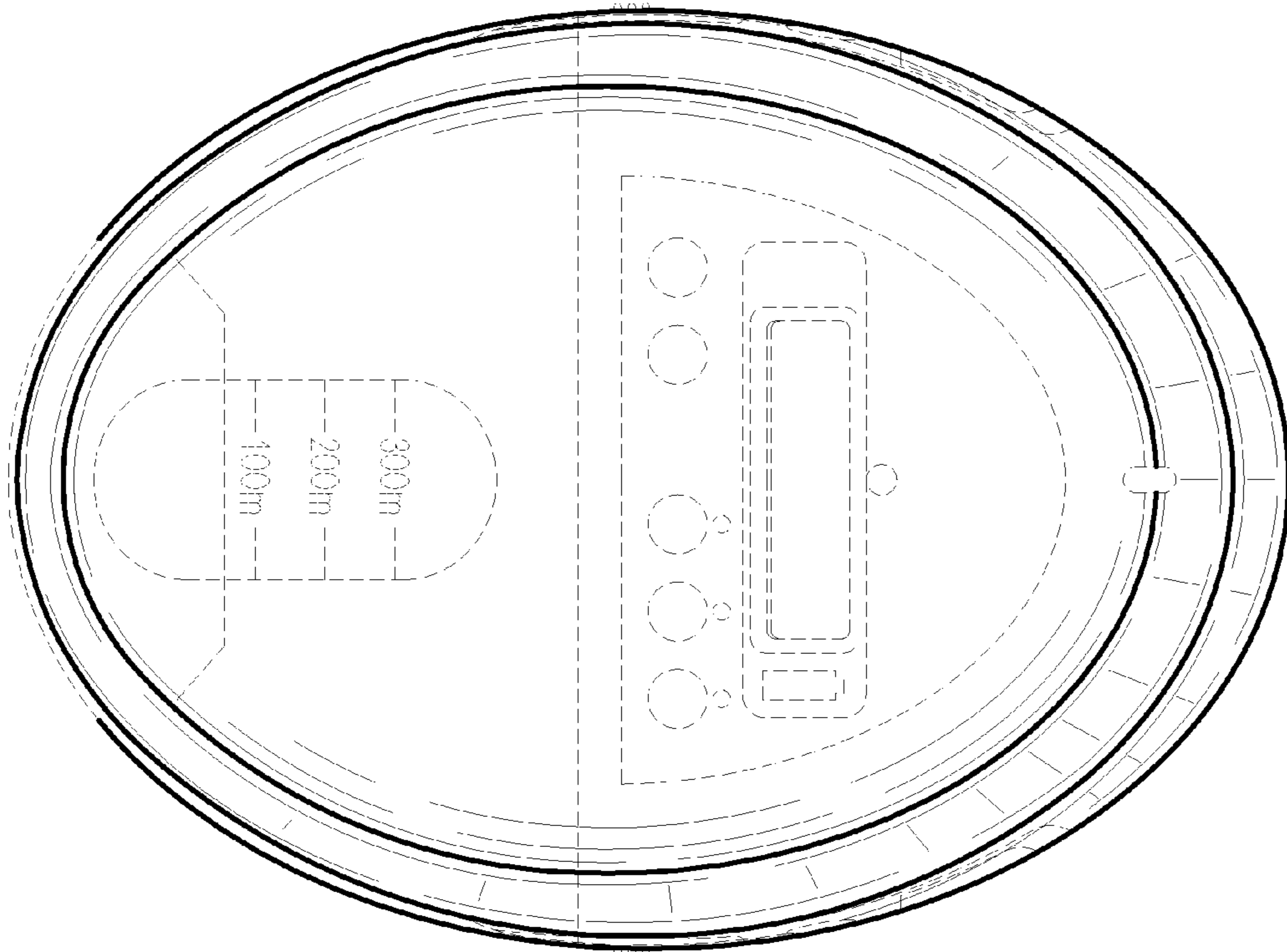


FIG. 2

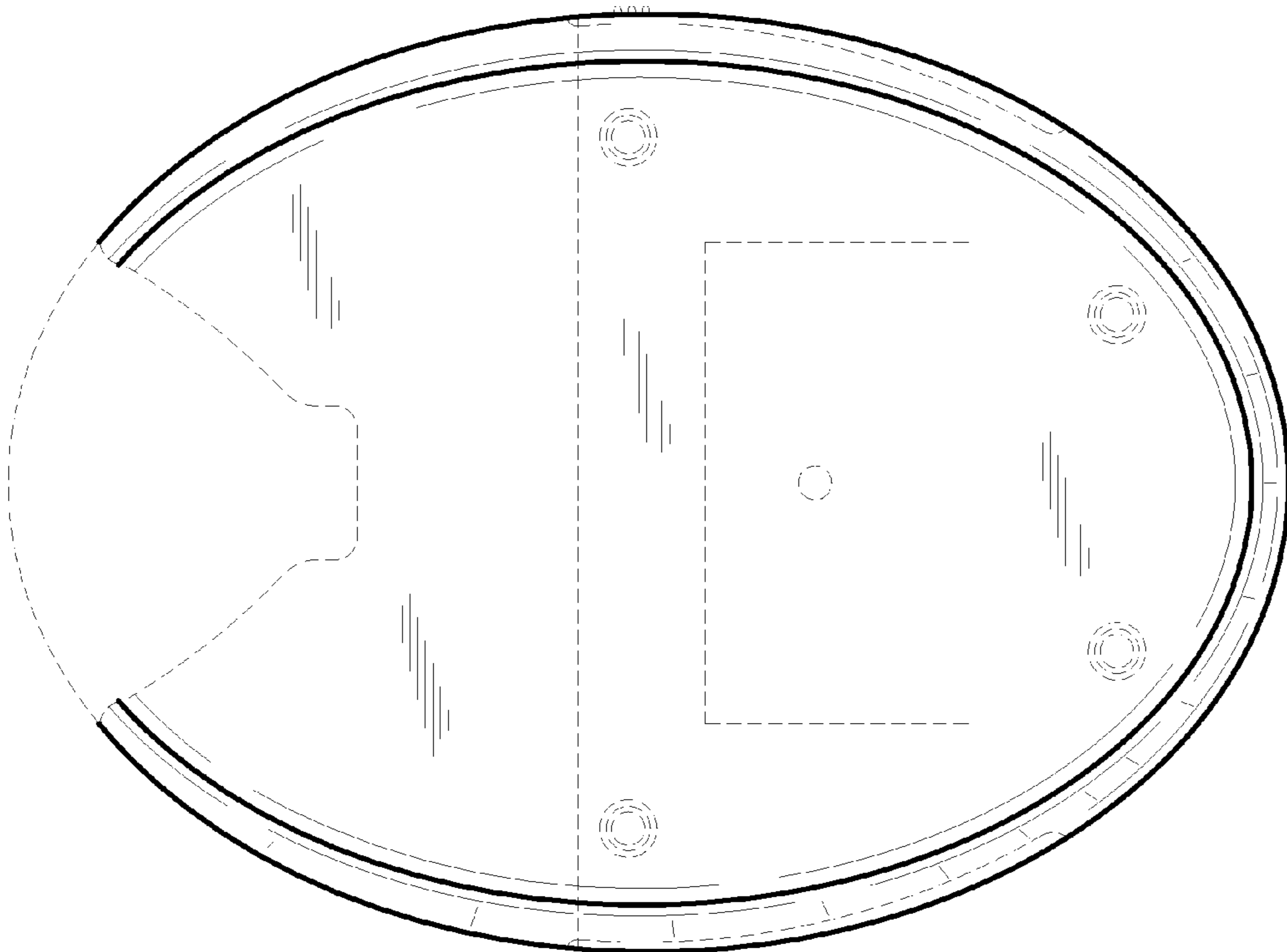
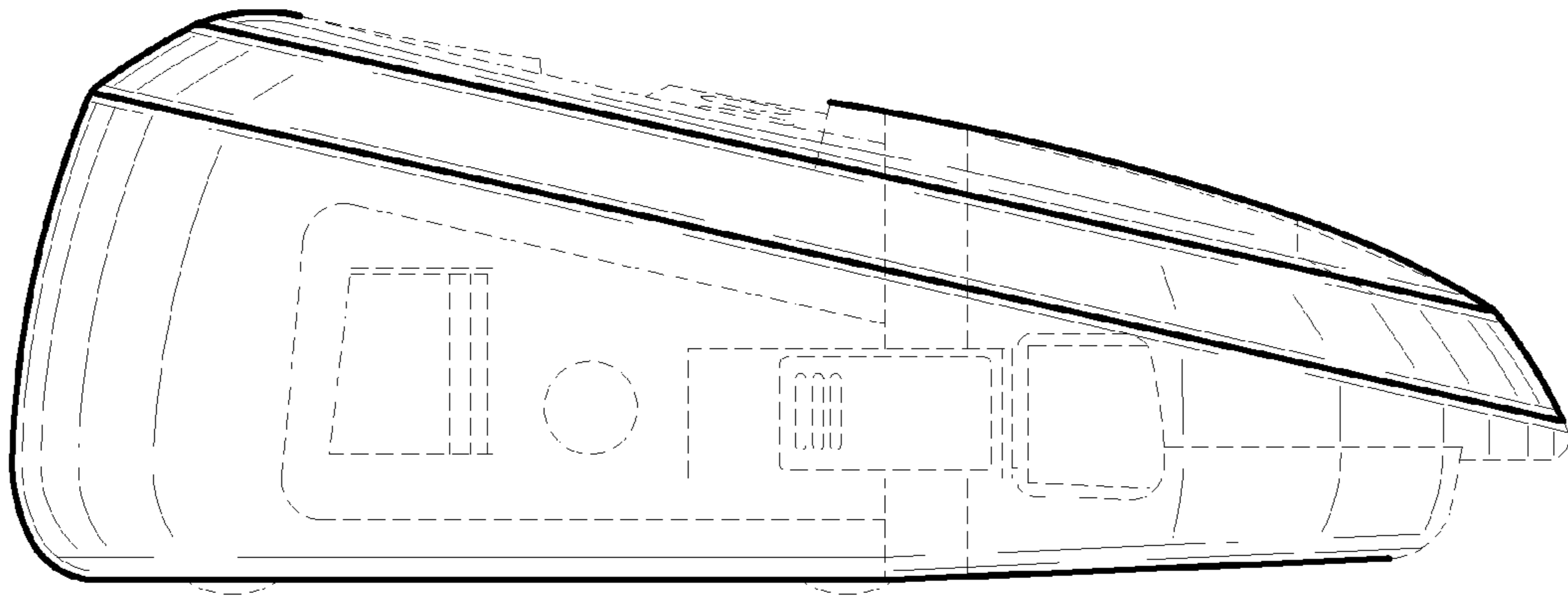
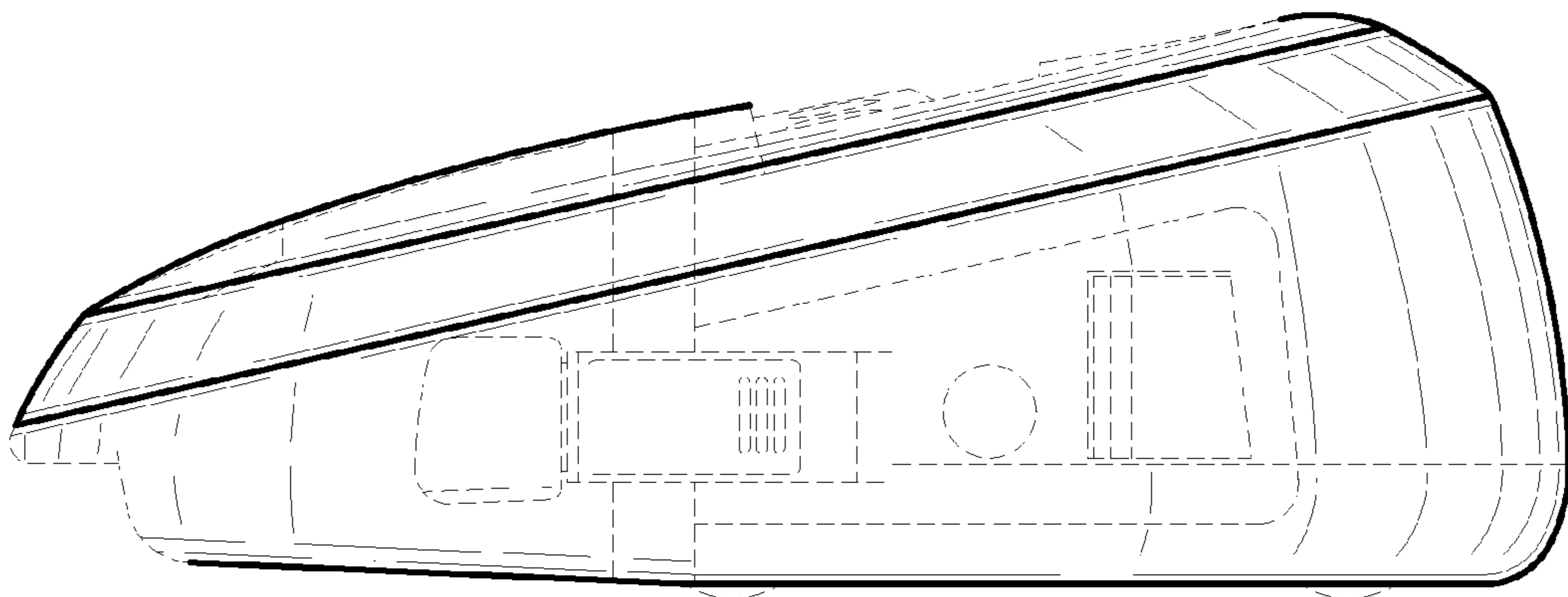


FIG. 7



*FIG. 5*



*FIG. 6*