



(12) **United States Design Patent**
Ambriz

(10) **Patent No.:** **US D630,302 S**
(45) **Date of Patent:** **** Jan. 4, 2011**

(54) **INSULATED BACKFLOW DEVICE COVER**

(75) Inventor: **Manuel Santiago Ambriz**, Modesto, CA (US)

(73) Assignee: **Salesforce.com, Inc.**, San Francisco, CA (US)

(**) Term: **14 Years**

(21) Appl. No.: **29/370,274**

(22) Filed: **Jun. 24, 2010**

Related U.S. Application Data

(63) Continuation of application No. 29/301,864, filed on Mar. 17, 2008, now abandoned.

(51) **LOC (9) Cl.** **23-01**

(52) **U.S. Cl.** **D23/249**

(58) **Field of Classification Search** D23/254, D23/249, 213, 238, 388, 261, 260; D10/106; 700/85, 83; 345/156; 138/46, 96, 178, 167, 138/158, 156, 149, 147; 454/313; D15/143; 428/99; D3/300, 299; D21/754

See application file for complete search history.

(56) **References Cited**

U.S. PATENT DOCUMENTS

- 4,142,565 A 3/1979 Plunkett, Sr.
- D270,811 S 10/1983 Skovgaard
- D349,754 S 8/1994 Pawar et al.
- D379,034 S * 5/1997 DeSatnick D3/299
- 5,651,161 A * 7/1997 Asta 15/325
- 5,740,832 A 4/1998 Griffin et al.
- D420,899 S 2/2000 Jubar
- 6,102,076 A * 8/2000 Romero et al. 138/96 R
- 6,182,706 B1 * 2/2001 Tako et al. 138/156
- D446,270 S * 8/2001 Bernath D21/754
- D446,271 S * 8/2001 Kennedy D21/754
- 6,293,301 B1 9/2001 Griffin et al.
- 6,386,238 B1 * 5/2002 Hestetune 138/110
- 6,520,201 B2 2/2003 Sweeney et al.

- D486,205 S 2/2004 Petschek
- 6,820,639 B2 11/2004 Petschek
- D537,248 S * 2/2007 Schlegel D3/300
- D550,457 S * 9/2007 Schlegel D3/300
- D550,960 S * 9/2007 Schlegel D3/300

* cited by examiner

Primary Examiner—Austin Murphy

(74) *Attorney, Agent, or Firm*—David Lewis

(57) **CLAIM**

I claim the ornamental design for an insulated backflow device cover, as shown and described.

DESCRIPTION

FIG. 1 is a view taken from the front top and left end thereof: Showing my new Design, the front and right end being a mirror image of that shown.

FIG. 2 is a left side view thereof, the right view being a mirror image of that shown.

FIG. 3 is a perspective view taken from the bottom left thereof, the bottom right view being a mirror image of that shown.

FIG. 4 is a front view thereof, the rear view being a mirror image of that shown.

FIG. 5 is a top plan view thereof; and,

FIG. 6 is a perspective view of the insulated backflow device cover shown in a position of use enclosing a backflow device.

The dark pattern along the interior surface of the insulated backflow device cover shown in FIGS. 1-3 represents a 2 dimensional surface pattern.

The broken lines shown in FIG. 6 represent portions of a backflow device and form no part of the claimed design.

The insulated backflow device cover is a thermal insulating cover for plumbing structures. The cover includes a water proof liner and outside shell made of flexible vinyl coated fiber.

1 Claim, 1 Drawing Sheet


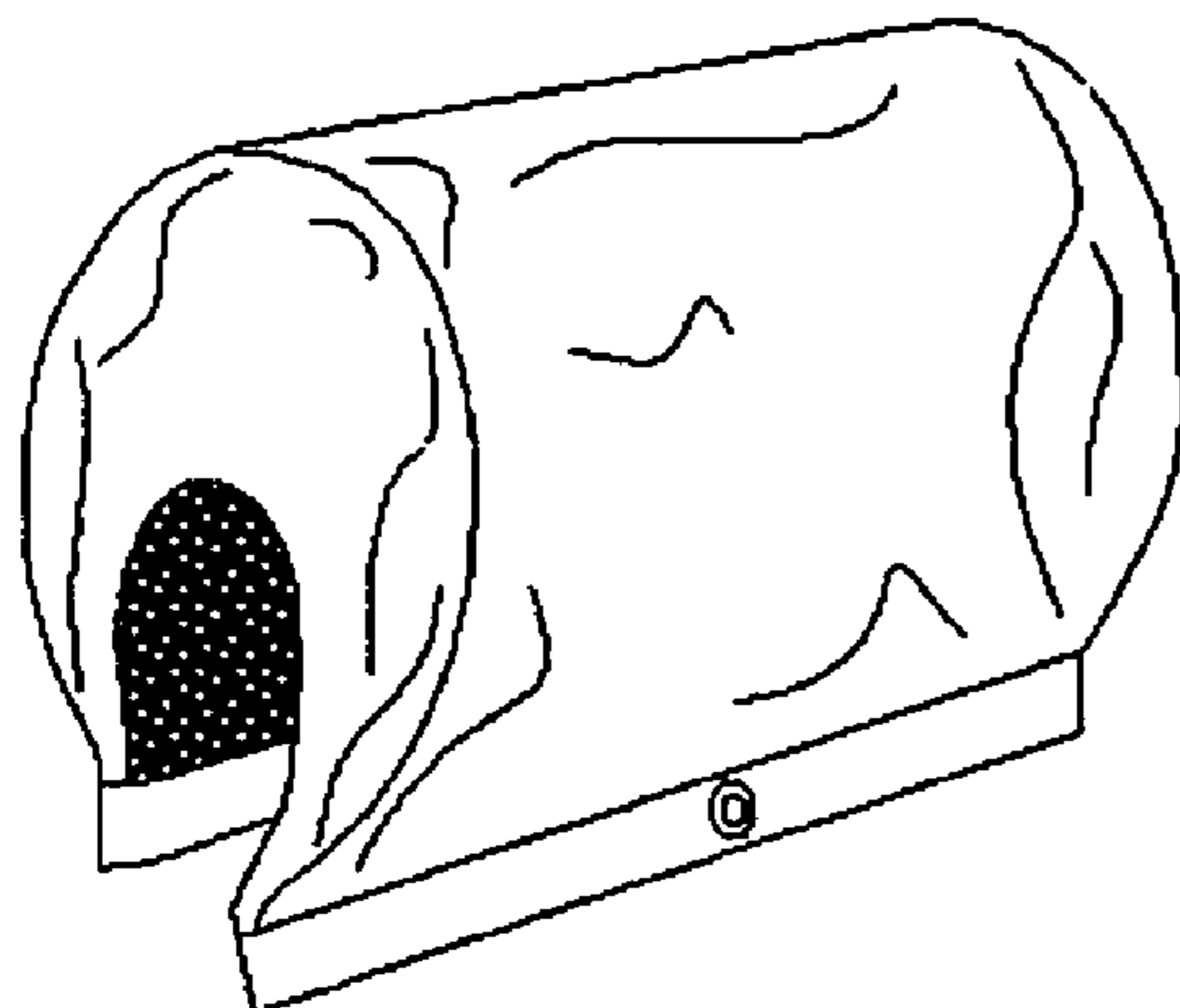


FIG. 1

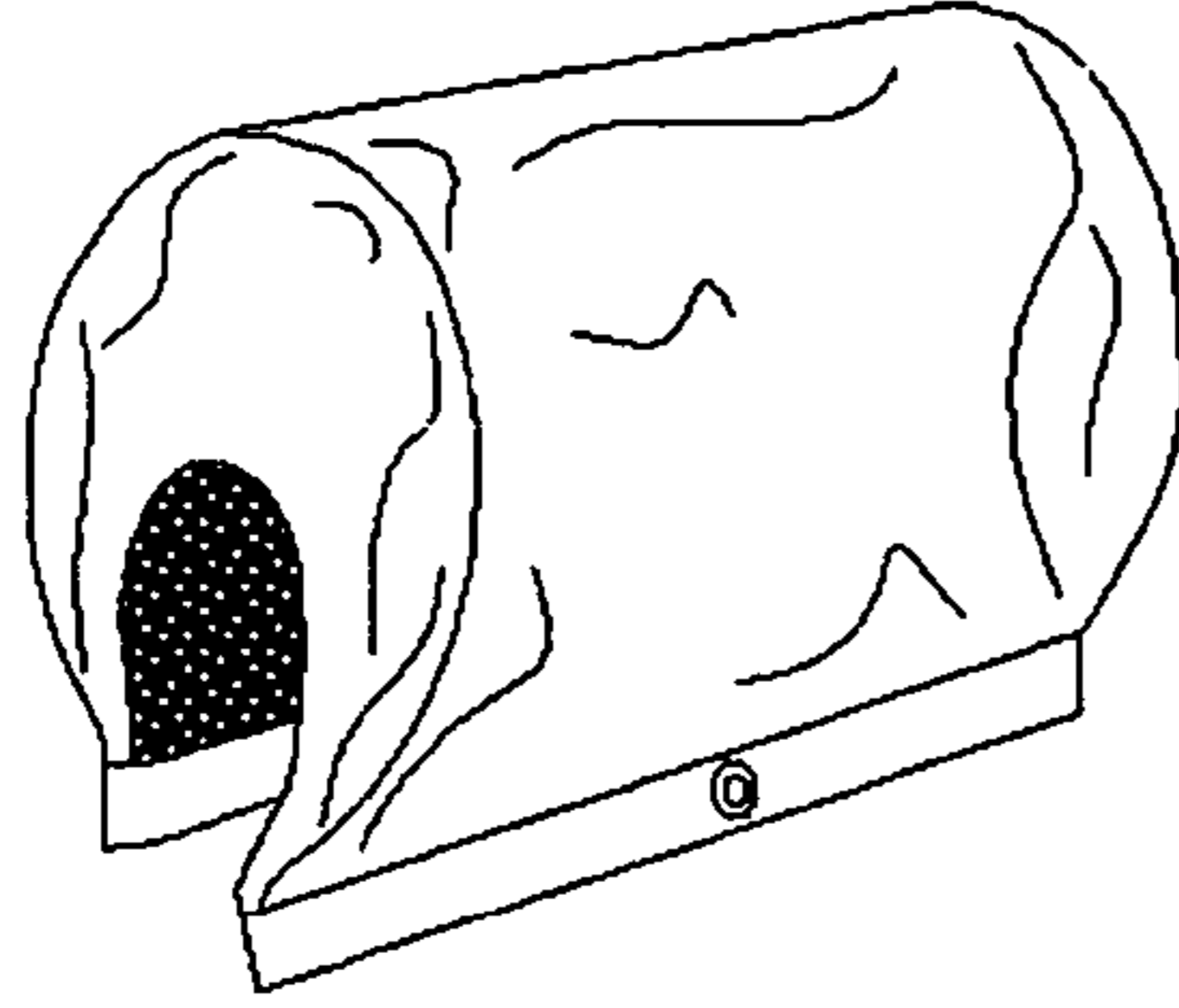


FIG. 2




FIG. 3

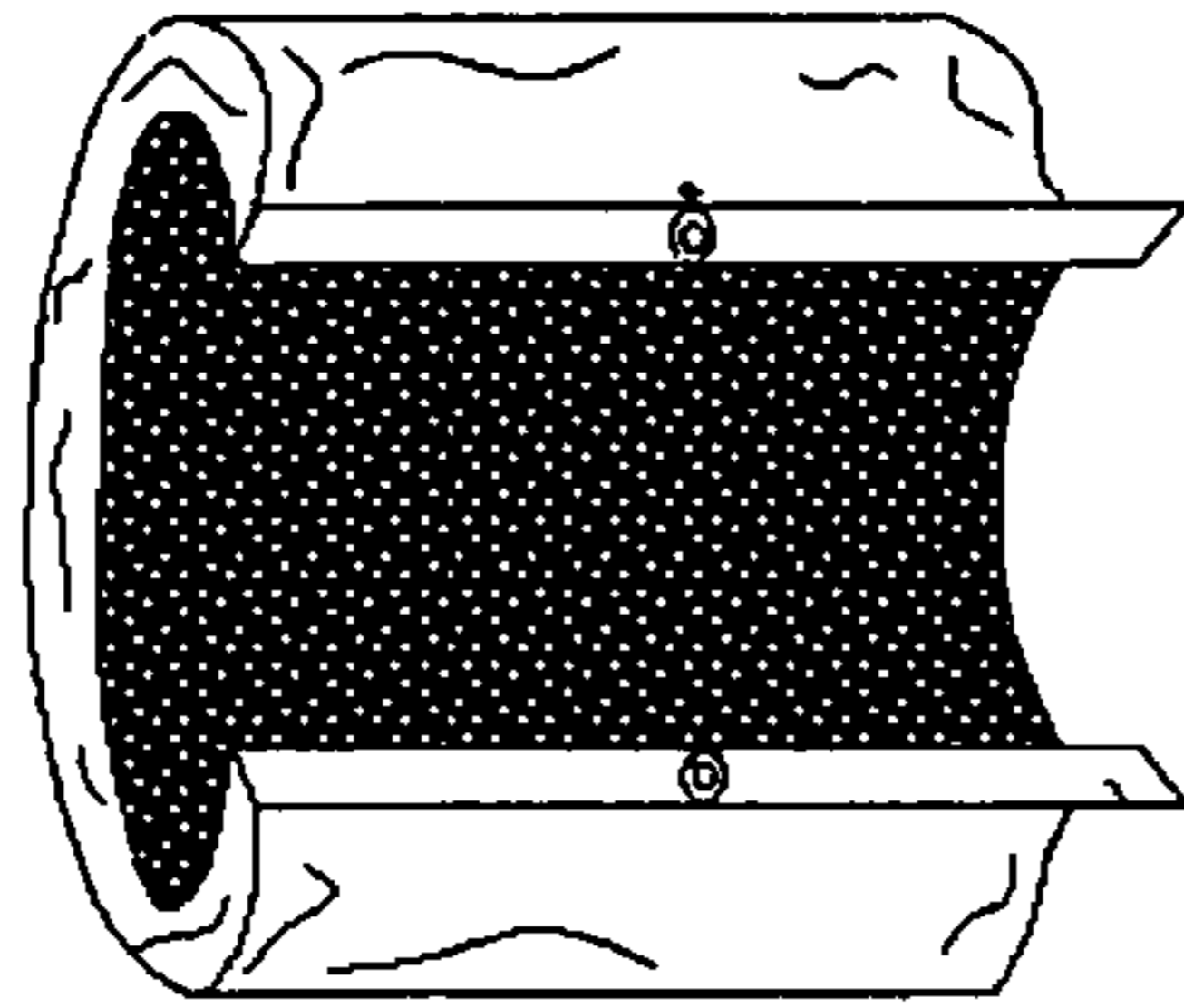


FIG. 4

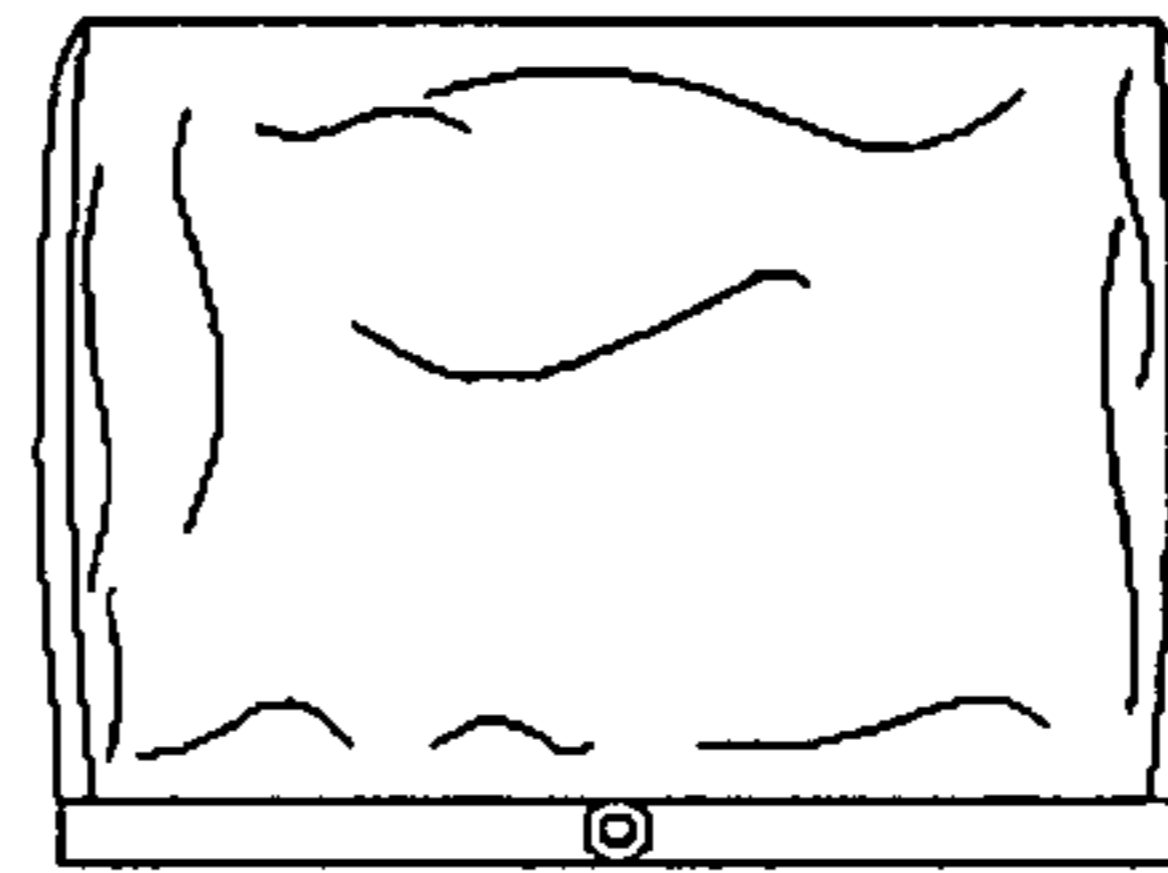


FIG. 5


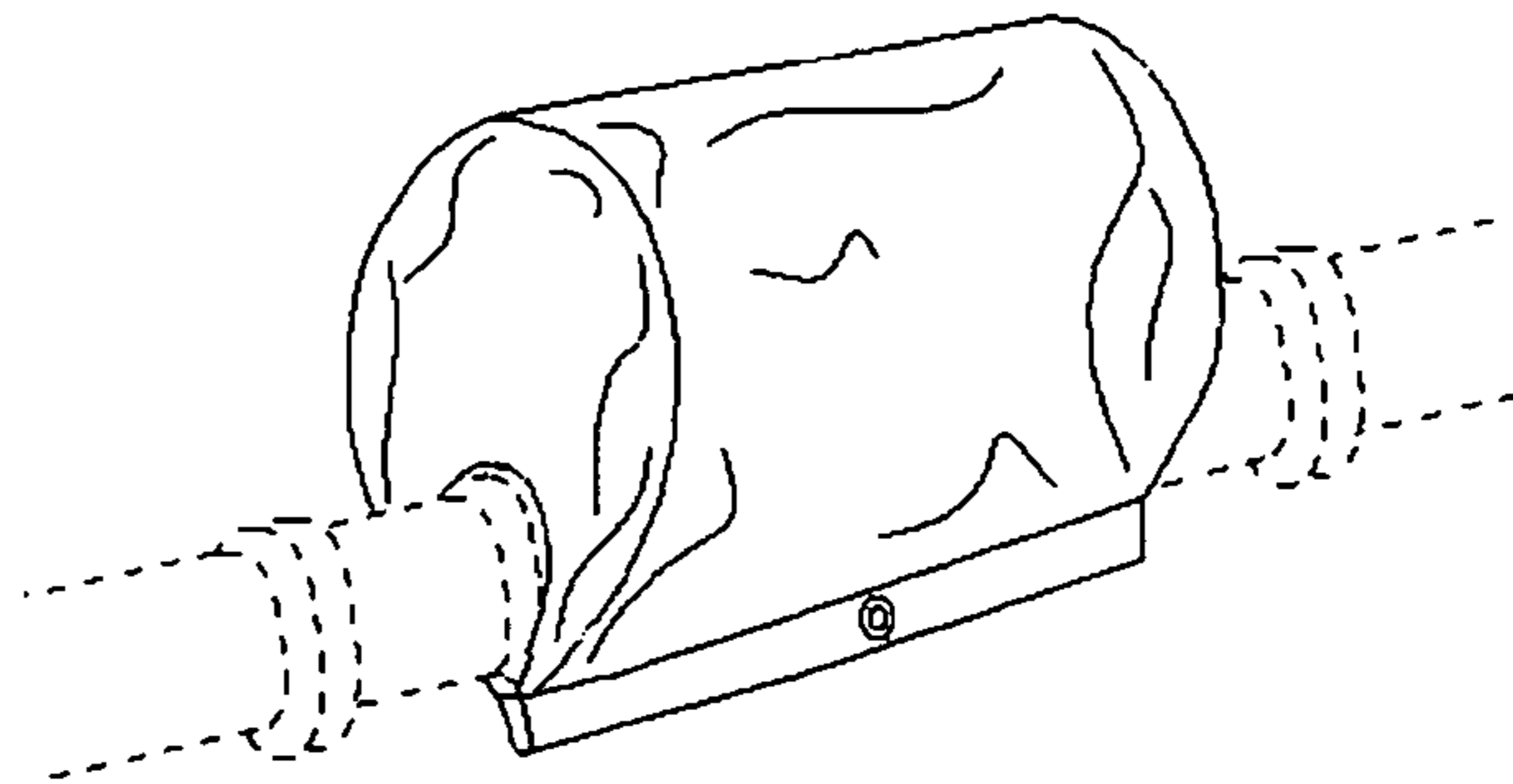


FIG. 6



UNITED STATES PATENT AND TRADEMARK OFFICE
CERTIFICATE OF CORRECTION


PATENT NO. : D630,302 S
APPLICATION NO. : 29/370274
DATED : January 4, 2011
INVENTOR(S) : Manuel Santiago Ambriz

Page 1 of 1

It is certified that error appears in the above-identified patent and that said Letters Patent is hereby corrected as shown below:

Title page, delete “(73) Assignee: Salesforce.com, Inc., San Francisco, CA (US)”

Signed and Sealed this
Eighth Day of March, 2011

A handwritten signature in black ink that reads "David J. Kappos". The signature is written in a cursive style with a large initial 'D' and 'K'.

David J. Kappos
Director of the United States Patent and Trademark Office