



US00D630284S

(12) **United States Design Patent**
Desrosiers

(10) **Patent No.:** **US D630,284 S**

(45) **Date of Patent:** **** Jan. 4, 2011**

(54) **ALIGNMENT GOLF BALL MARKER**

(76) **Inventor:** **Peter Desrosiers**, 2710 Timberchase
Trail, Highlands Ranch, CO (US) 80126

(**) **Term:** **14 Years**

(21) **Appl. No.:** **29/316,184**

(22) **Filed:** **Sep. 1, 2009**

(51) **LOC (9) Cl.** **21-02**

(52) **U.S. Cl.** **D21/794**

(58) **Field of Classification Search** D21/793-794;
473/406, 408, 285, 286

See application file for complete search history.

(56) **References Cited**

U.S. PATENT DOCUMENTS

D61,340	S	*	8/1922	Harris	D21/390
3,041,071	A	*	6/1962	Fialon	473/406
4,856,790	A	*	8/1989	Camillo	273/317
5,356,133	A	*	10/1994	Bellagamba	473/406
5,437,446	A	*	8/1995	Youngkin	473/409
D365,133	S	*	12/1995	Belmont	D21/794
5,476,258	A	*	12/1995	Frisone	473/406
D442,249	S	*	5/2001	Fazekas	D21/793
D446,837	S	*	8/2001	Tate	D21/794
6,386,995	B1	*	5/2002	Jastram	473/406
6,422,955	B1	*	7/2002	Lopez	473/406
D462,102	S	*	8/2002	Urbik	D21/794
D472,290	S	*	3/2003	Kristoffersen	D21/794
6,800,042	B2	*	10/2004	Braithwaite	473/408
D520,588	S	*	5/2006	Morgan	D21/794
D540,902	S	*	4/2007	Regalado	D21/794
D583,893	S	*	12/2008	Ruff	D21/794
D588,226	S	*	3/2009	Brown	D21/794
D588,670	S	*	3/2009	Walz	D21/794

D603,925	S	*	11/2009	Hafdal	D21/793
D606,149	S	*	12/2009	Regalado	D21/793
7,716,859	B1	*	5/2010	Chen	473/406
D616,953	S	*	6/2010	Shinki	D21/794
2005/0026727	A1	*	2/2005	Barouh	473/406
2007/0214550	A1	*	9/2007	Bongiovanni	2/338
2008/0109976	A1	*	5/2008	Sanabia	15/106
2008/0207356	A1	*	8/2008	Pekrol	473/406
2008/0220909	A1	*	9/2008	Yamashita	473/406

* cited by examiner

Primary Examiner—Mitchell I Siegel

(74) *Attorney, Agent, or Firm*—R. Ruschena Patent Agent, LLC

(57) **CLAIM**

The ornamental design for an alignment golf ball marker, as shown and described.

DESCRIPTION

FIG. 1 is a top plan view of the alignment golf ball marker;

FIG. 2 is a top plan view of a second embodiment of the alignment golf ball marker;

FIG. 3 is a top view of FIG. 1;

FIG. 4 is a side view of FIG. 1, all other undisclosed sides being identical; and

FIG. 5 is a side view of a third embodiment of the golf ball marker of FIG. 1 all other undisclosed sides being identical; and,

FIG. 6 is a perspective view of FIG. 5. All undisclosed sides of the second and third embodiments are indential to the first embodiment.

1 Claim, 2 Drawing Sheets

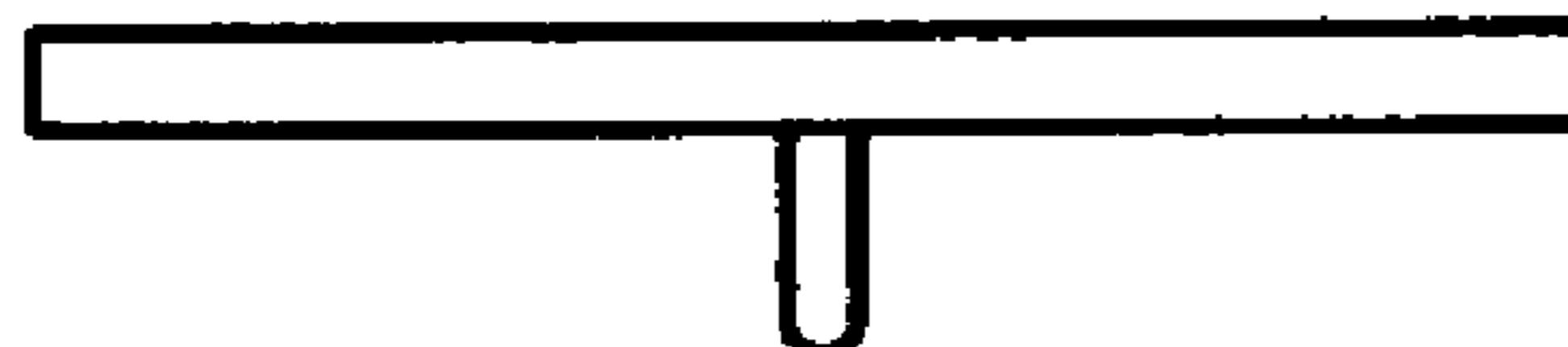



Fig. 1

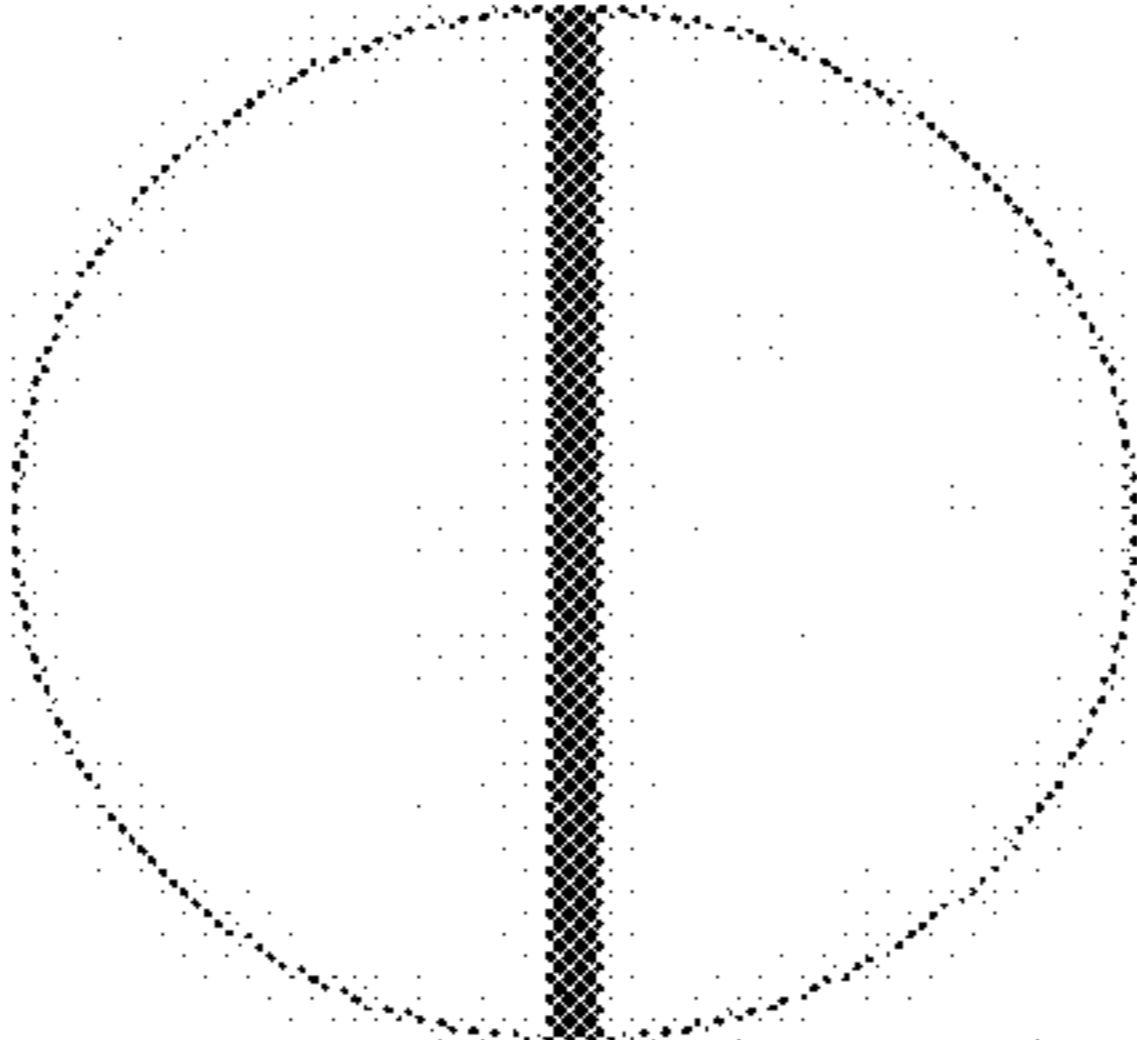


Fig. 2




Fig. 3

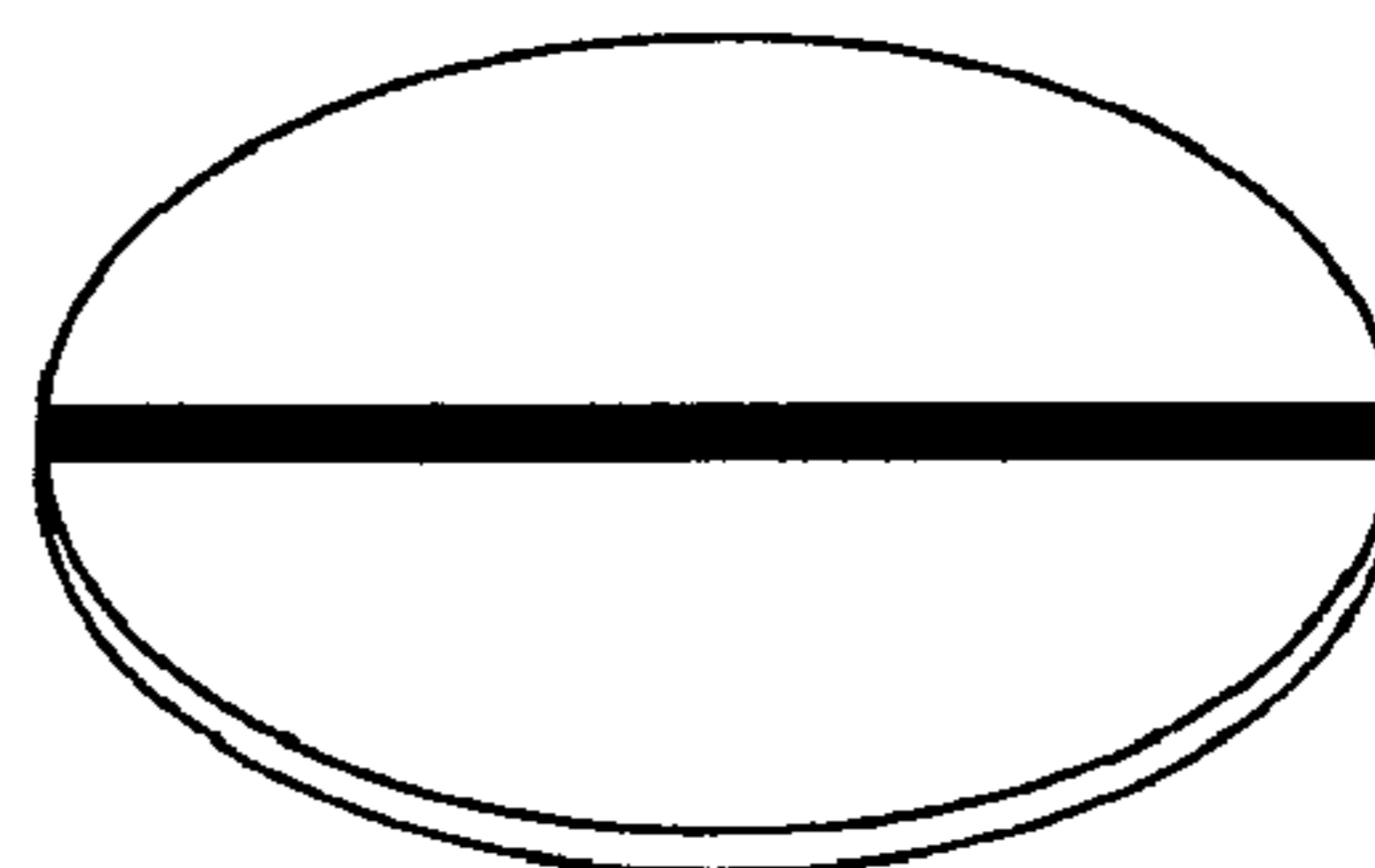


Fig. 4



Fig. 5

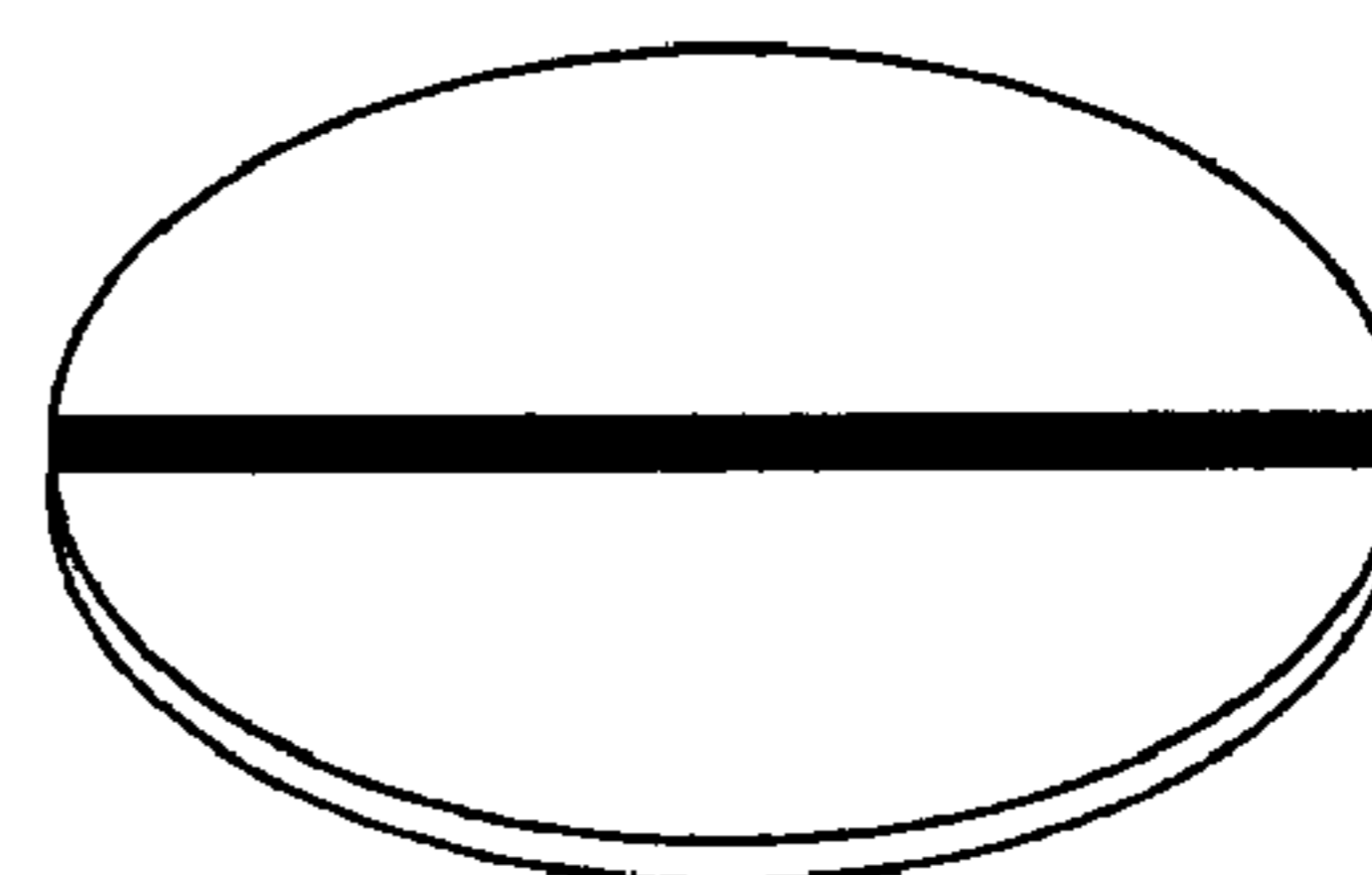


Fig. 6

