



US00D630276S

(12) **United States Design Patent**  
**Bruno**

(10) **Patent No.:** **US D630,276 S**  
(45) **Date of Patent:** **\*\* Jan. 4, 2011**

(54) **HANDLEBAR COVER**

(76) Inventor: **Jillian Bruno**, 5494 NW. 106 Dr., Coral Springs, FL (US) 33076

(\*\*) Term: **14 Years**

(21) Appl. No.: **29/330,873**

(22) Filed: **Jan. 15, 2009**

(51) **LOC (9) Cl.** ..... **21-02**

(52) **U.S. Cl.** ..... **D21/694**

(58) **Field of Classification Search** ..... D8/310,  
D8/307, 303; D21/687, 686, 662, 694, 797,  
D21/689, 698, 788; 482/124, 125, 129, 142,  
482/137, 96; 248/121, 125.1; 297/461

See application file for complete search history.

(56) **References Cited**

U.S. PATENT DOCUMENTS

570,187	A *	10/1896	Rockwell	.....	74/551.1
586,830	A *	7/1897	Williams	.....	74/551.9
1,235,549	A *	8/1917	Burroughs	.....	74/558
2,121,963	A *	6/1938	Goit	.....	74/558
D318,735	S *	7/1991	Draxler	.....	D24/183
5,070,597	A *	12/1991	Holt et al.	.....	29/887
5,125,286	A *	6/1992	Wilson	.....	74/551.9
D349,140	S *	7/1994	Rockwell	.....	D21/674
D367,689	S *	3/1996	Wilkinson et al.	.....	D21/676
D367,901	S *	3/1996	Real	.....	D21/676
D370,241	S *	5/1996	Real	.....	D21/690

5,716,308	A *	2/1998	Lee	.....	482/130
5,855,373	A *	1/1999	Chen	.....	273/441
5,935,049	A *	8/1999	Hamm	.....	482/140
6,361,482	B1 *	3/2002	Batca et al.	.....	482/100
6,390,960	B1 *	5/2002	Boland	.....	482/140
D596,245	S *	7/2009	Tsai	.....	D21/674
2009/0017995	A1 *	1/2009	Freiberg	.....	482/91

\* cited by examiner

*Primary Examiner*—Cynthia Underwood

(74) *Attorney, Agent, or Firm*—Laurence A. Green; Werner H. Stemer; Ralph E. Locher

(57) **CLAIM**

The ornamental design for a handlebar cover, as shown and described.

**DESCRIPTION**

FIG. 1 is a perspective view of the handlebar cover, showing my new design;

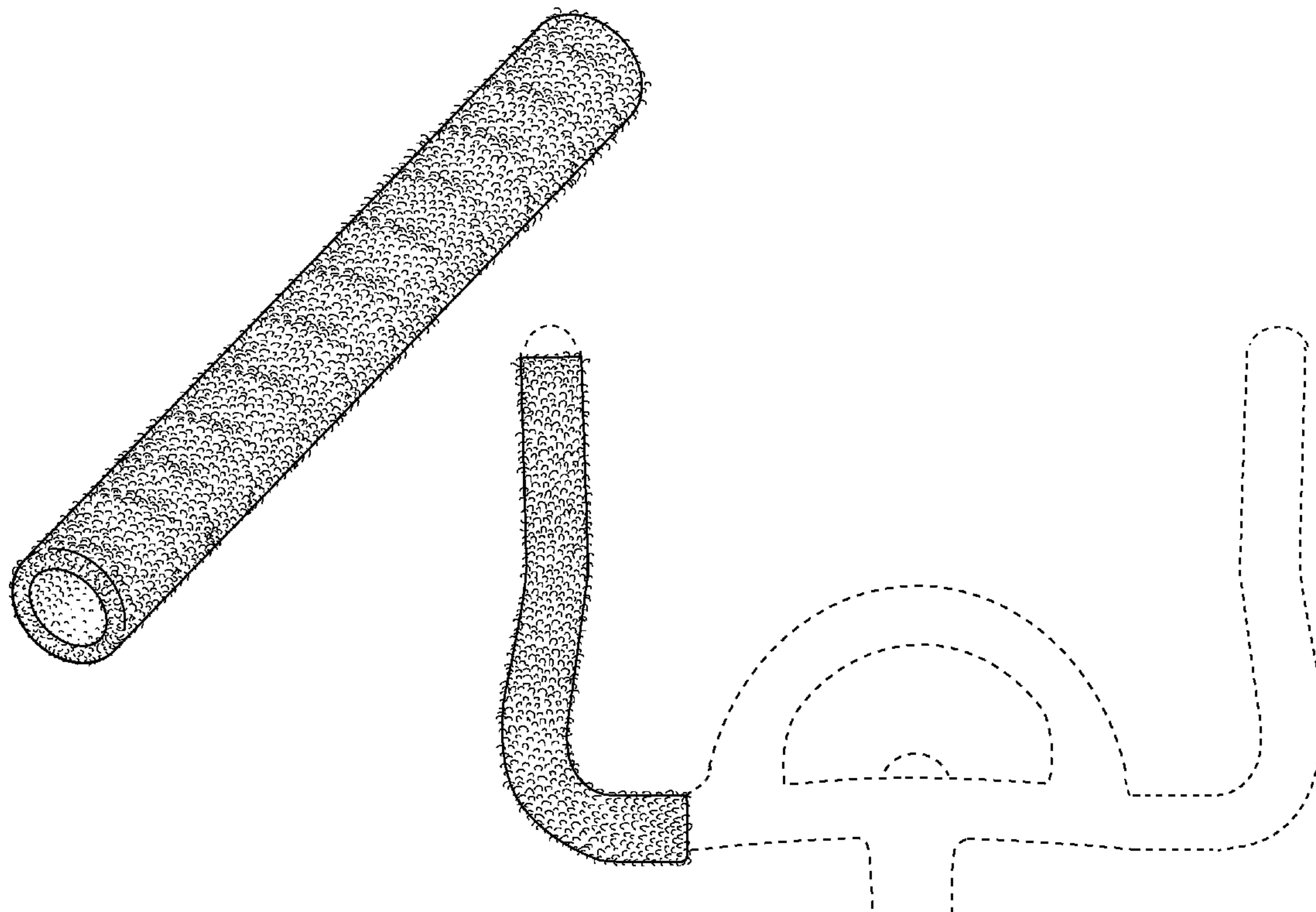
FIG. 2 is a side elevational view thereof;

FIG. 3 is a front view thereof; and,

FIG. 4 is a plan view of a handlebar cover showing my new design in a configuration of use stretched onto the handgrip of a handlebar of an exercise device.

The structure shown in dashed lines represents unclaimed structure, is shown for exemplary purposes only, and does not form part of the claimed design.

**1 Claim, 2 Drawing Sheets**



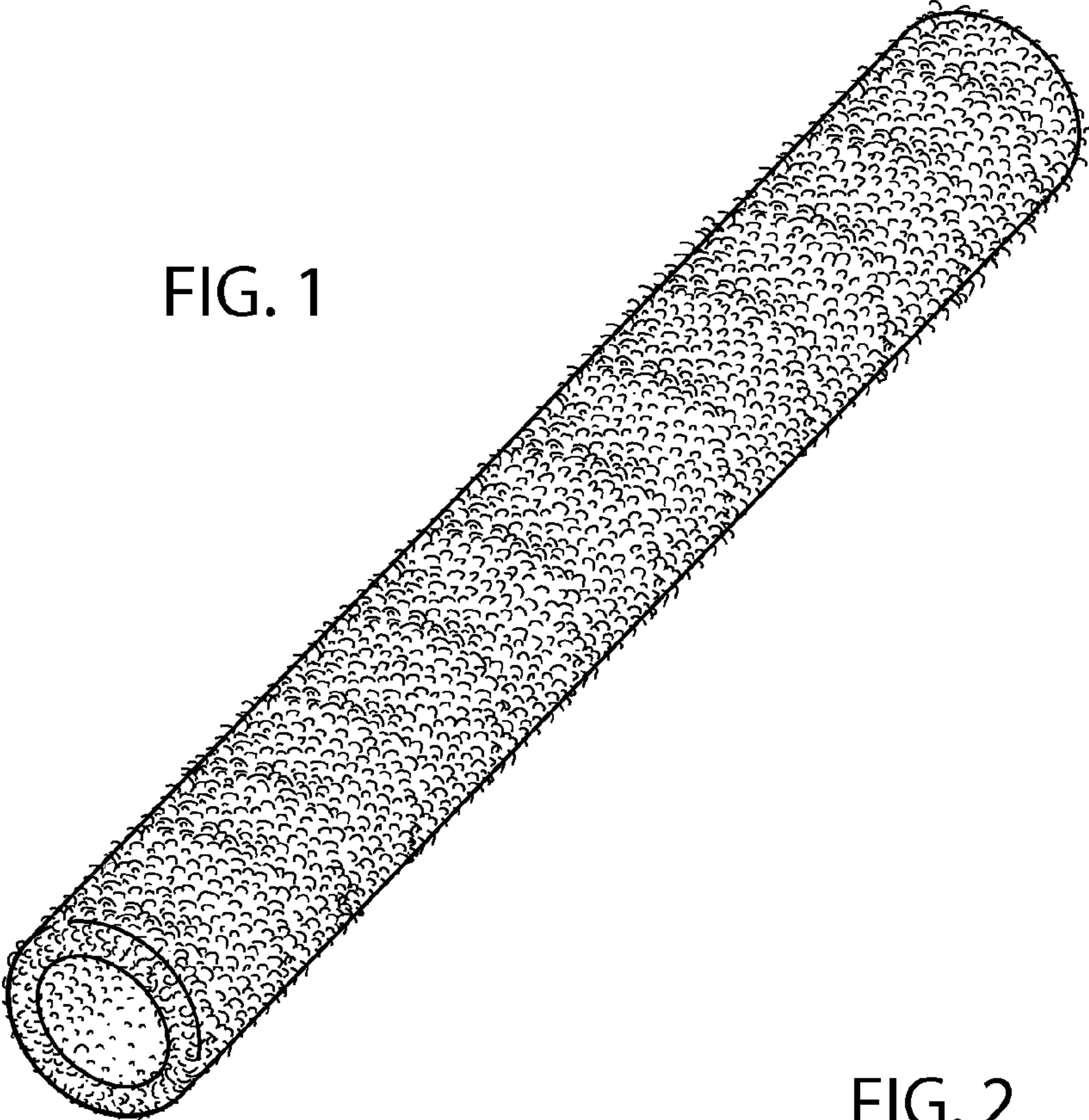


FIG. 1

FIG. 2





FIG. 3

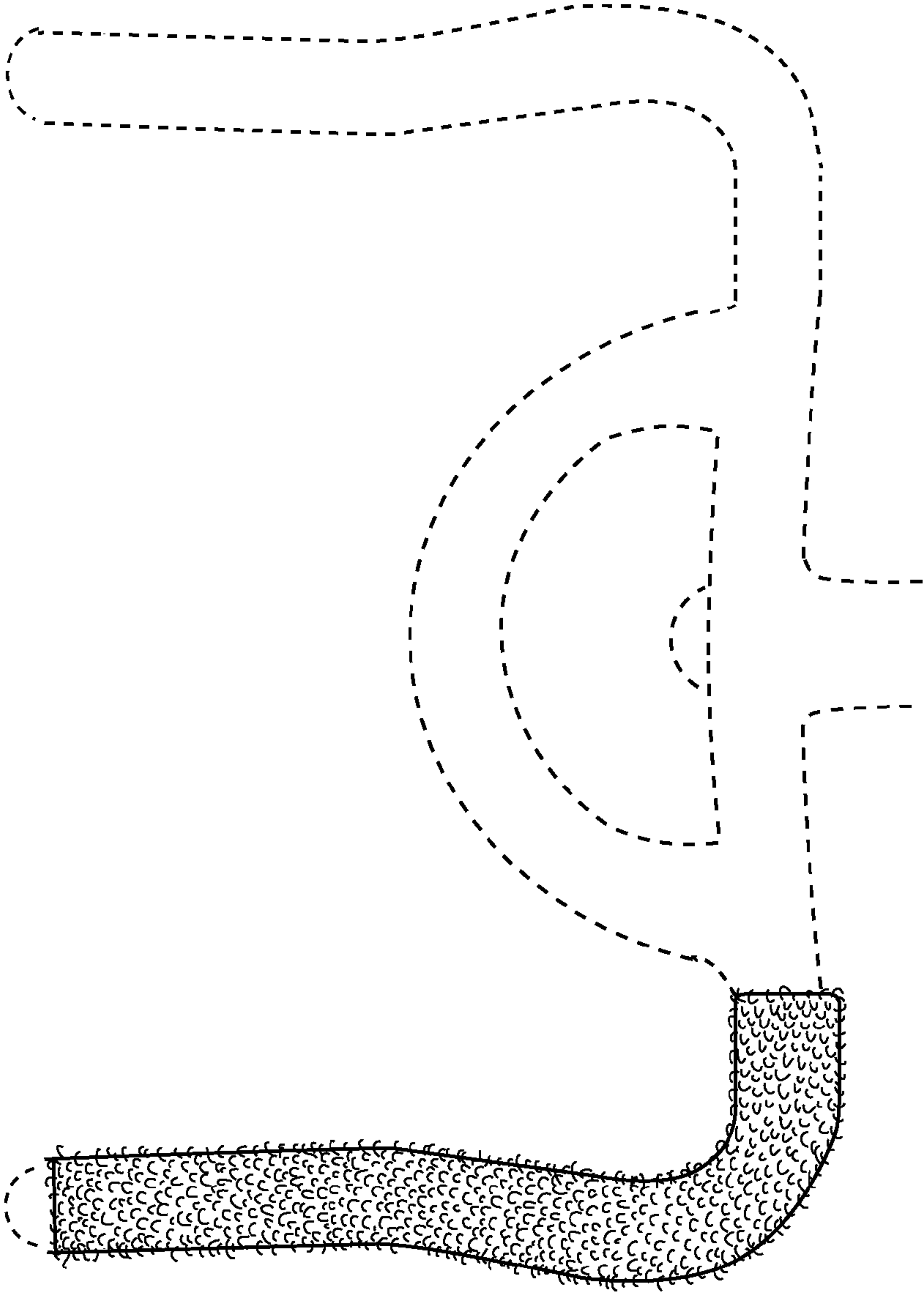


FIG. 4