



US00D630275S

(12) **United States Design Patent**  
**Mills et al.**

(10) **Patent No.:** **US D630,275 S**  
(45) **Date of Patent:** **\*\* Jan. 4, 2011**

(54) **EXERCISE DEVICE**

(75) Inventors: **Alden M. Mills**, Kentfield, CA (US);  
**John G. Holland**, Anaheim, CA (US);  
**Kevan Hollenback**, Oakland, CA (US);  
**Mark Eastwood**, Kentfield, CA (US);  
**Jeff W. Sand**, San Francisco, CA (US);  
**Ian C. MacColl**, Mill Valley, CA (US)

(73) Assignee: **Perfect Pushup LLC**, Mill Valley, CA (US)

(\*\*) Term: **14 Years**

(21) Appl. No.: **29/342,415**

(22) Filed: **Aug. 25, 2009**

(51) **LOC (9) Cl.** ..... **21-02**

(52) **U.S. Cl.** ..... **D21/687**

(58) **Field of Classification Search** ..... D21/662,  
D21/686, 687, 690; 482/126, 129, 130, 140,  
482/142, 144–145

See application file for complete search history.

(56) **References Cited**

U.S. PATENT DOCUMENTS

695,538	A *	3/1902	Clairmont	.....	482/145
4,582,319	A *	4/1986	Luna	.....	482/130
4,884,802	A *	12/1989	Graham	.....	482/130
4,968,029	A *	11/1990	Cossin	.....	482/142
D353,637	S *	12/1994	Huang	.....	D21/690
D357,954	S *	5/1995	Lee	.....	D21/690
D362,700	S *	9/1995	Breibart et al.	.....	D21/673
5,492,520	A	2/1996	Brown		
5,545,114	A *	8/1996	Gvoich	.....	482/140
5,577,987	A	11/1996	Brown		
D390,288	S	2/1998	Fingleson et al.		
D391,314	S *	2/1998	Cordero	.....	D21/687
D406,286	S	3/1999	Chen		

D441,811	S *	5/2001	Clarke	.....	D21/666
6,322,485	B1 *	11/2001	Marrero	.....	482/140
D456,084	S	4/2002	Smith		
6,716,144	B1	4/2004	Shifferaw		
6,746,386	B1 *	6/2004	Huang	.....	482/140
7,004,894	B1 *	2/2006	Trotter	.....	482/140
D582,495	S *	12/2008	Lindblad	.....	D21/690
7,485,078	B1 *	2/2009	Chen	.....	482/130
7,585,263	B2 *	9/2009	Brown et al.	.....	482/142
2004/0067830	A1 *	4/2004	Rovere et al.	.....	482/140
2005/0130816	A1 *	6/2005	Huang	.....	482/140
2005/0143233	A1 *	6/2005	Shifferaw	.....	482/140
2005/0239619	A1 *	10/2005	Carlucci et al.	.....	482/142
2007/0287618	A1	12/2007	Verheem		
2009/0018000	A1 *	1/2009	Brown et al.	.....	482/140

\* cited by examiner

*Primary Examiner*—Susan E Krakower

(74) *Attorney, Agent, or Firm*—Charter IP LLC; Matthew J. Lattig

(57) **CLAIM**

The ornamental design for an exercise device, as shown and described.

**DESCRIPTION**

FIG. 1 is a perspective view of an exercise device showing our new design;

FIG. 2 is a top plan view thereof.

FIG. 3 is a bottom plan view thereof.

FIG. 4 is a right side elevational view thereof.

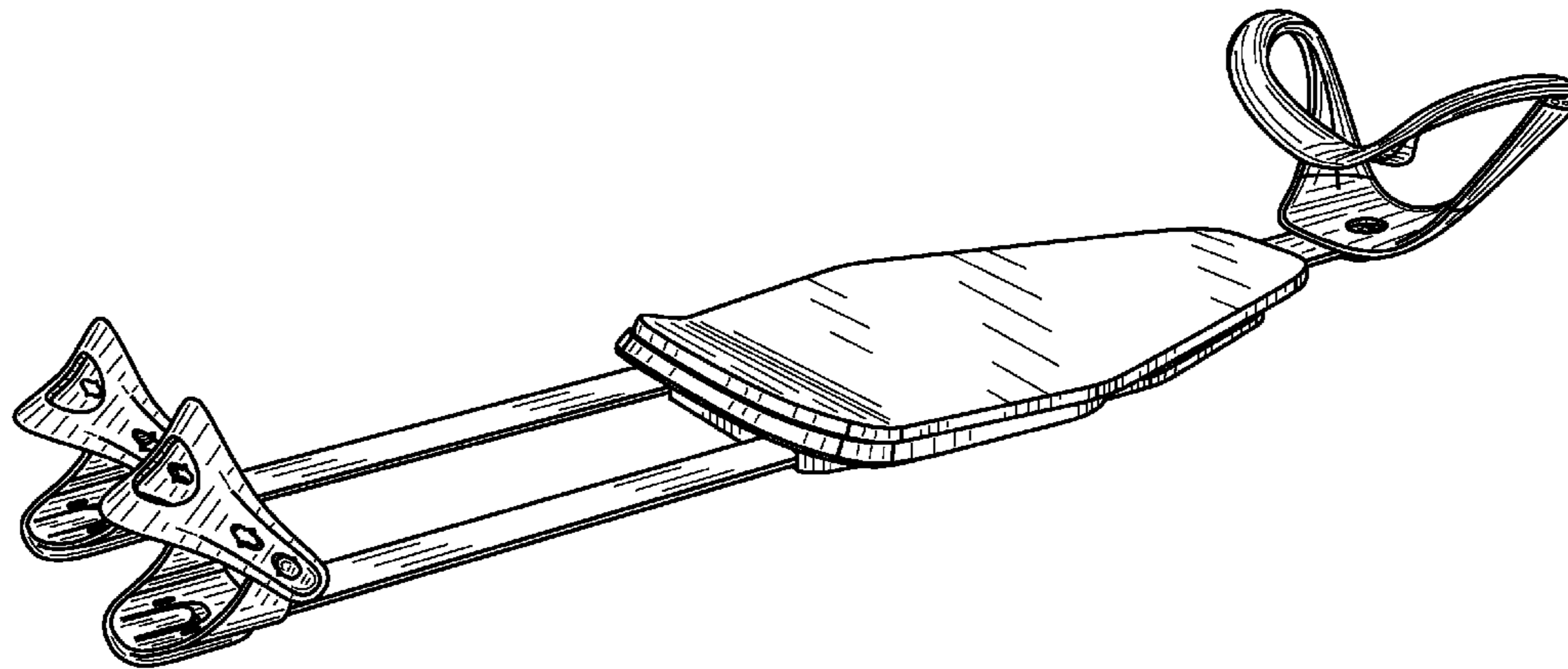
FIG. 5 is a left side elevational view thereof.

FIG. 6 is a rear elevational view thereof; and,

FIG. 7 is a front elevational view thereof.

The broken lines illustrate environmental elements of an exercise device which forms no part of the claimed design.

**1 Claim, 6 Drawing Sheets**



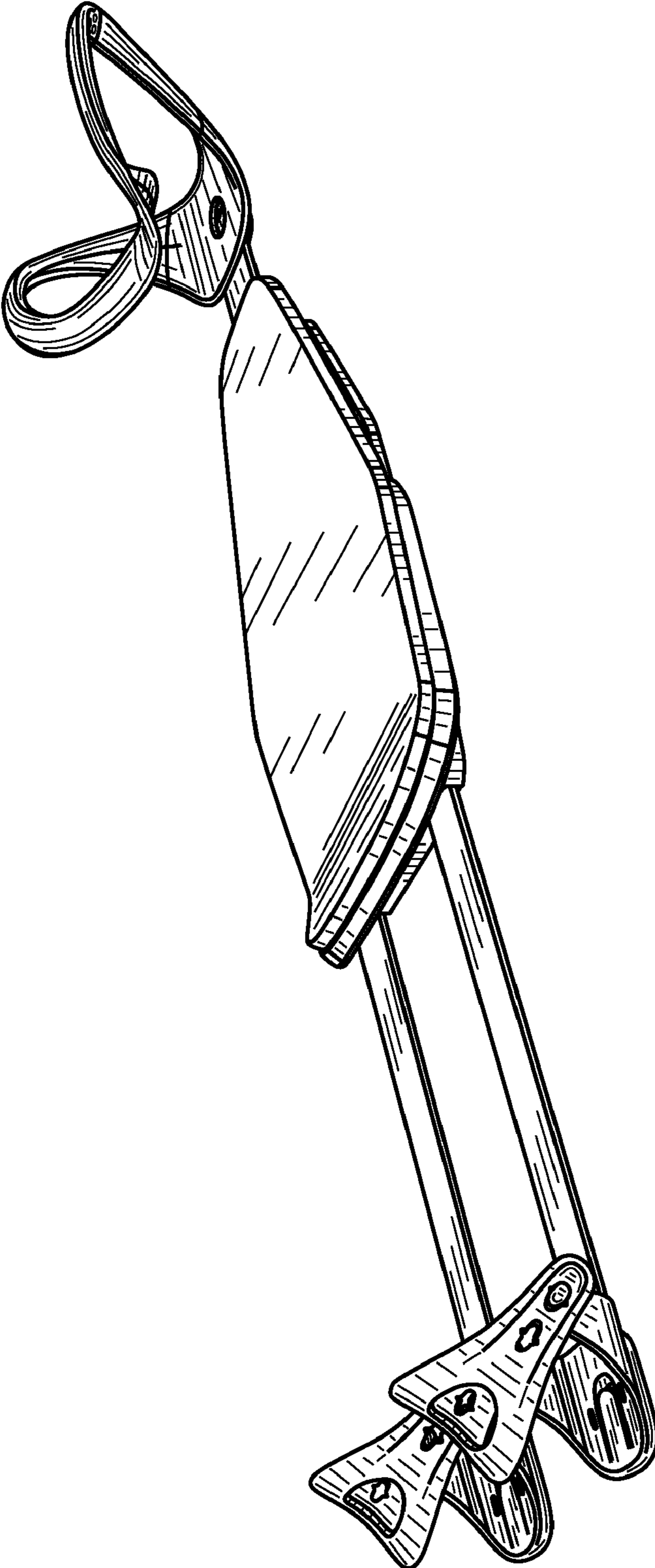


FIG. 1

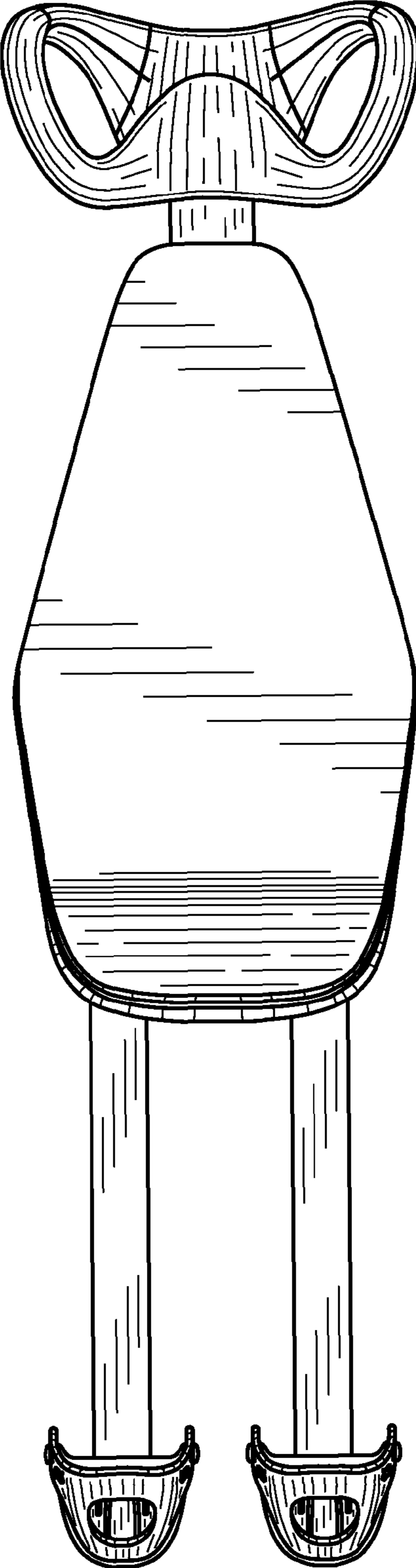


FIG. 2

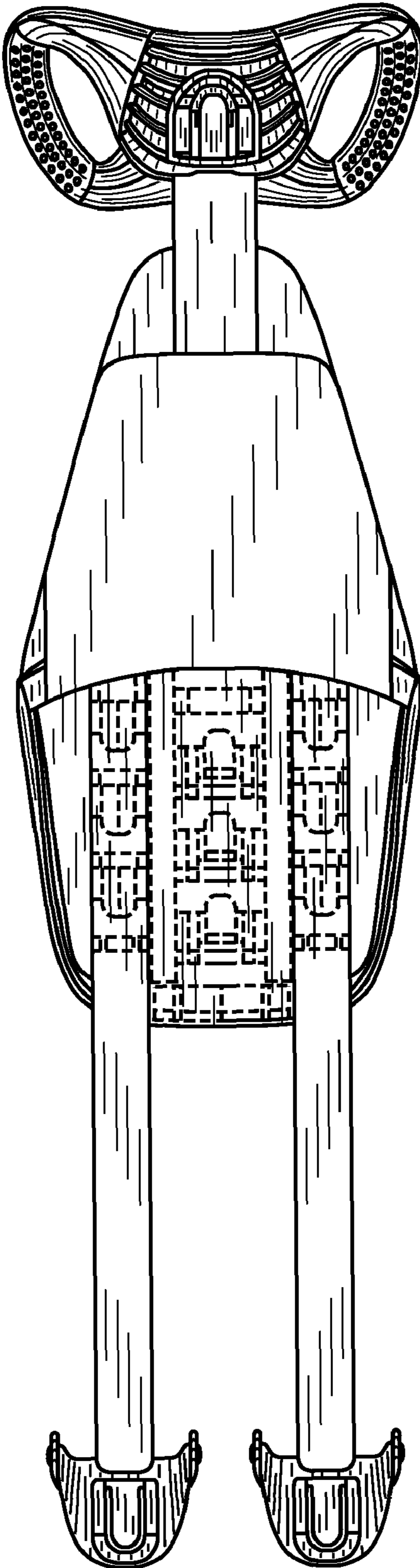


FIG. 3




FIG. 4

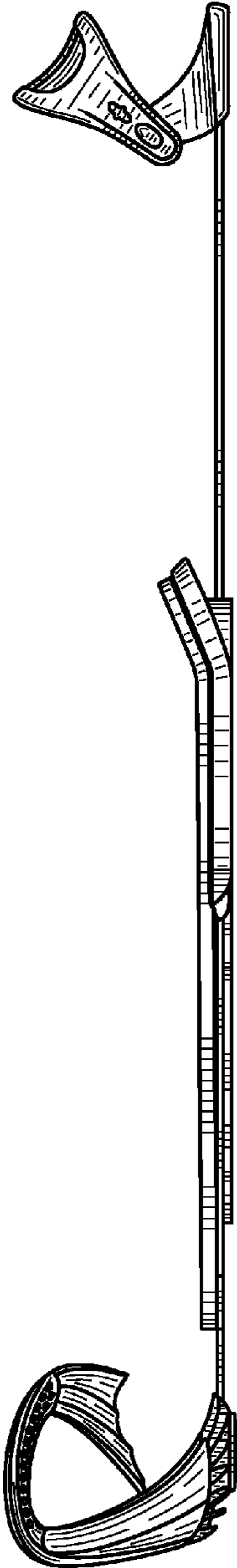


FIG. 5

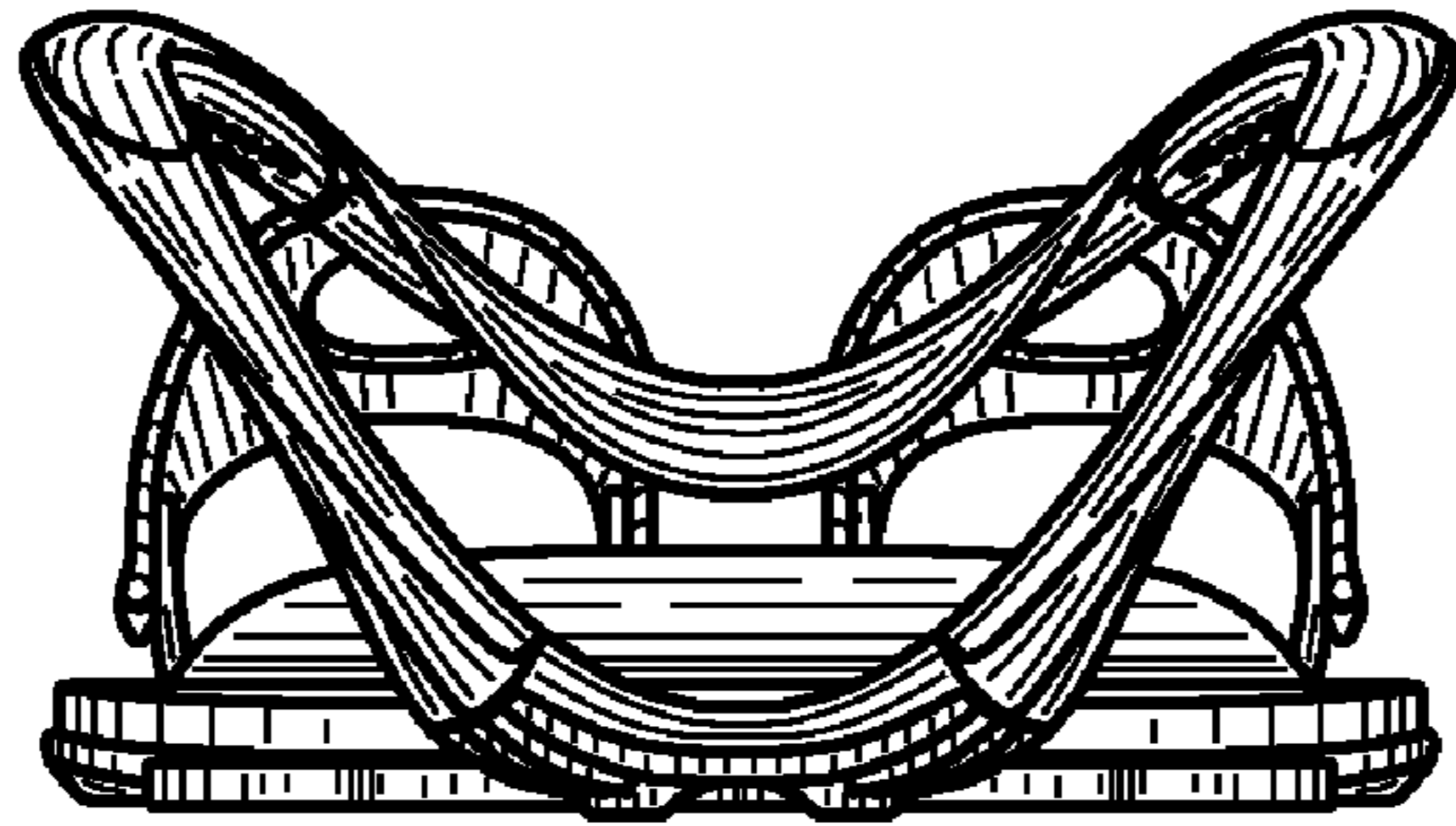


FIG. 6




FIG. 7