



US00D630205S

(12) **United States Design Patent**
Kovac

(10) **Patent No.:** **US D630,205 S**
(45) **Date of Patent:** **** Jan. 4, 2011**

(54) **DUAL MONITOR/SCREEN FOR A LAPTOP
COMPUTER WITH SUPPORT FOR THE
SECOND MONITOR**

(76) Inventor: **Edward F. Kovac**, 4534 Glen Eagle Dr.,
Brecksville, OH (US) 44141

(**) Term: **14 Years**

(21) Appl. No.: **29/356,780**

(22) Filed: **Mar. 2, 2010**

(51) **LOC (9) Cl.** **14-02**

(52) **U.S. Cl.** **D14/327**

(58) **Field of Classification Search** D14/315-327;
D18/1, 2, 7, 11; 235/145 A, 145 R; 341/22,
341/23; 345/156, 157, 168, 169, 173, 1.1;
361/679.01, 679.02, 679.04, 679.08, 679.09,
361/679.21-279.27; 348/373; 715/783

See application file for complete search history.

(56) **References Cited**

U.S. PATENT DOCUMENTS

D336,077	S	6/1993	Barry et al.	
5,590,021	A *	12/1996	Register	361/679.21
5,673,170	A *	9/1997	Register	361/679.06
D384,652	S *	10/1997	Yamazaki	D14/318
5,745,340	A *	4/1998	Landau	345/2.1
D395,041	S	6/1998	Leveridge et al.	
5,812,369	A *	9/1998	Hsu et al.	361/679.6
6,151,401	A *	11/2000	Annaratone	381/388
6,222,507	B1 *	4/2001	Gouko	345/1.1
6,532,146	B1	3/2003	Duquette	
6,667,877	B2 *	12/2003	Duquette	361/679.04
6,667,878	B2	12/2003	Ponx	
6,700,773	B1 *	3/2004	Adriaansen et al.	361/679.08
6,859,219	B1 *	2/2005	Sall	345/1.1
7,061,472	B1	6/2006	Schweizer et al.	
7,138,962	B2 *	11/2006	Koenig	345/1.3

7,237,202	B2 *	6/2007	Gage	715/761
D557,695	S *	12/2007	Cheng et al.	D14/315
7,375,954	B2 *	5/2008	Yang	361/679.27
7,466,306	B2 *	12/2008	Connor et al.	345/169
7,496,378	B2 *	2/2009	Kawamura	455/556.1
D607,457	S *	1/2010	Hui et al.	D14/434
2004/0108968	A1 *	6/2004	Finke-Anlauff	345/1.1
2004/0196209	A1	10/2004	Chen et al.	
2004/0227730	A1 *	11/2004	Sugihara	345/157
2005/0018396	A1 *	1/2005	Nakajima et al.	361/683
2006/0082518	A1	4/2006	Ram	
2006/0214871	A1	9/2006	Iwamura	

* cited by examiner

Primary Examiner—Freda S Nunn

(57) **CLAIM**

The ornamental design for a dual monitor/screen for a laptop computer with support for the second monitor, as shown and described.

DESCRIPTION

FIG. 1 is a perspective view of a dual monitor/screen for a laptop computer with support for the second monitor showing my new design;

FIG. 2 is another perspective view thereof with the second monitor being shown inserted into the first;

FIG. 3 another perspective view thereof with the second monitor being shown angled off from the first;

FIG. 4 is a top view thereof;

FIG. 5 is a bottom view thereof;

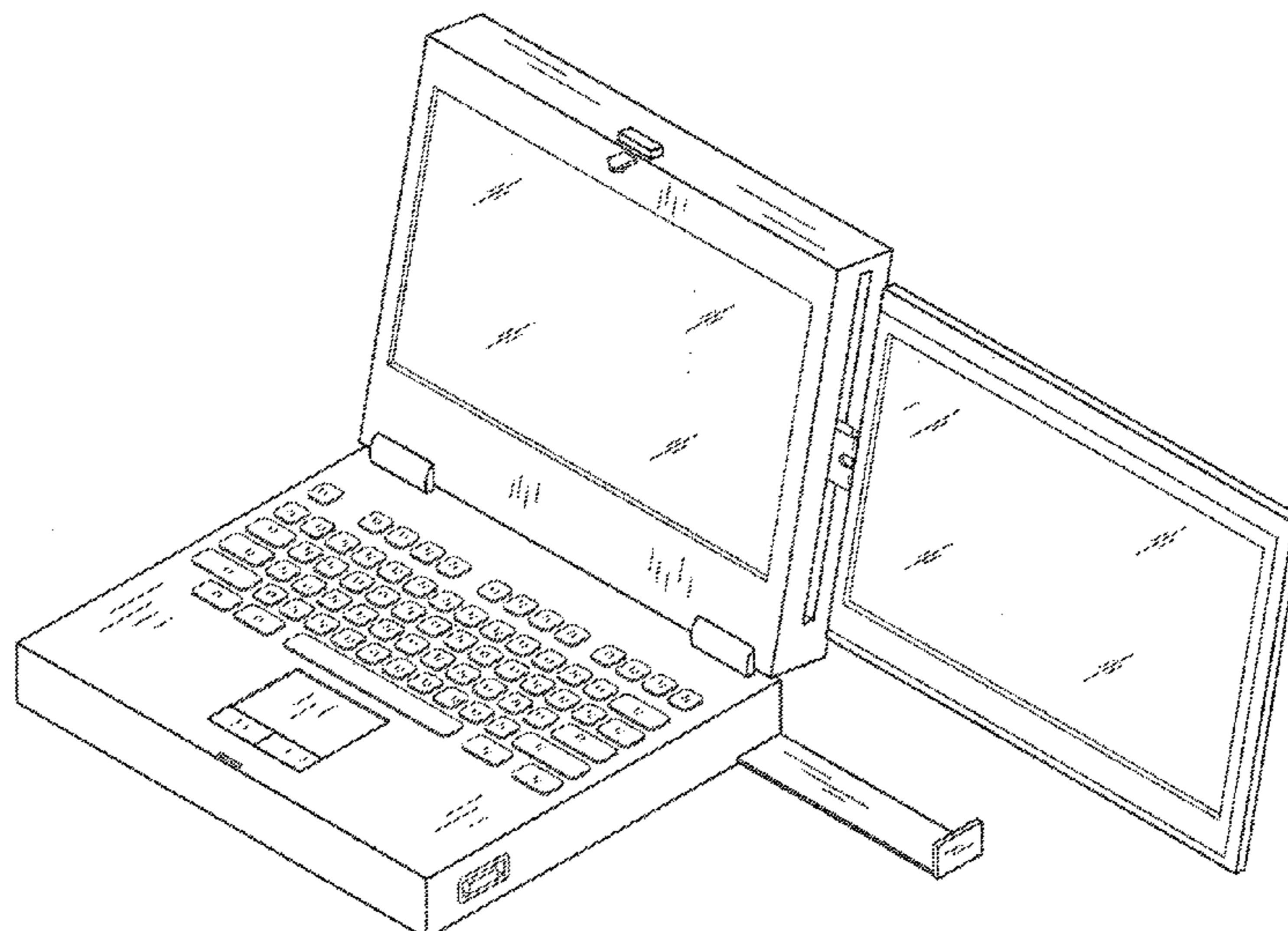
FIG. 6 is a side view thereof;

FIG. 7 is an opposite side view thereof;

FIG. 8 is a back view thereof; and,

FIG. 9 is a front view thereof.

1 Claim, 8 Drawing Sheets



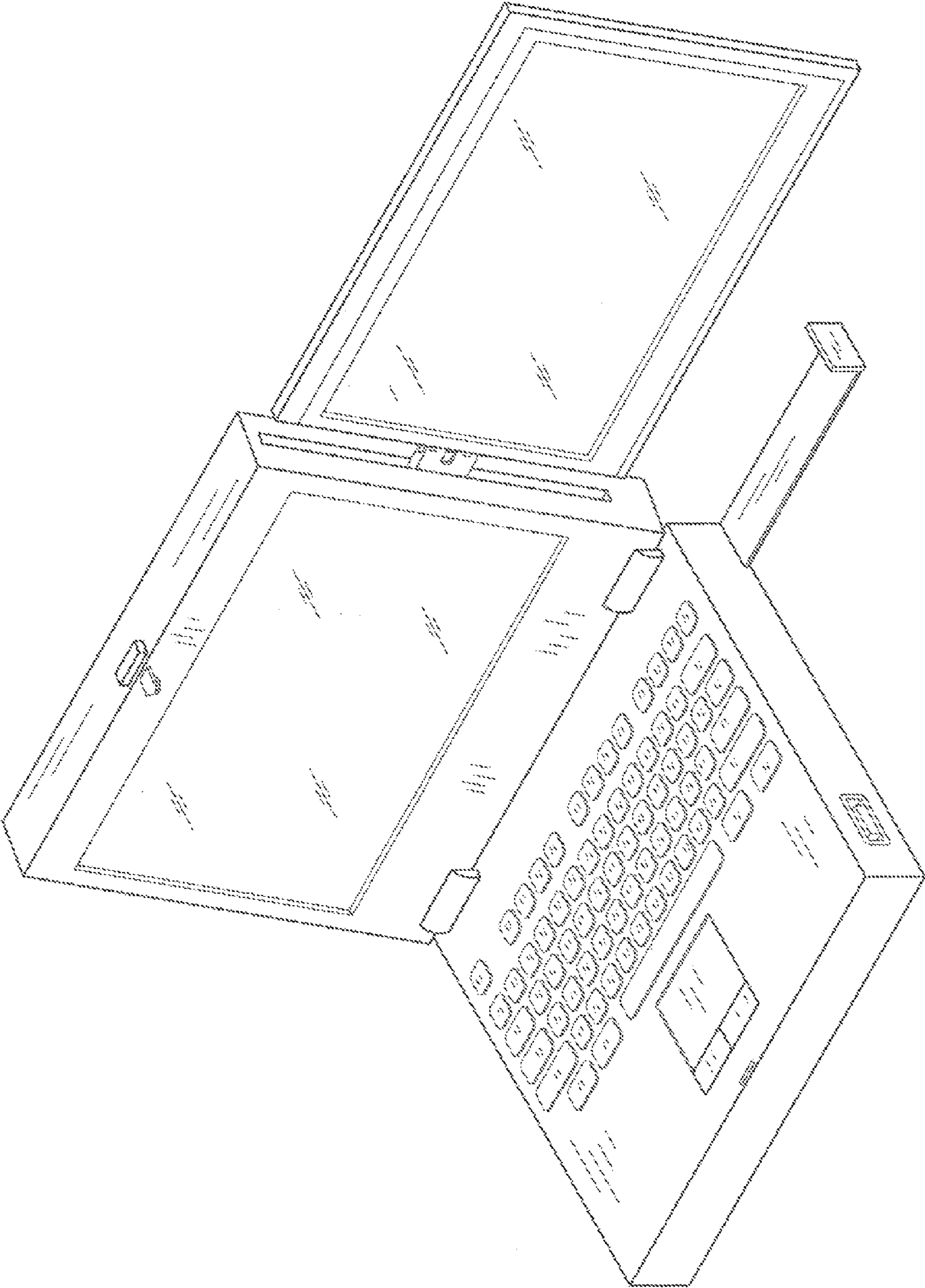


FIG. 1

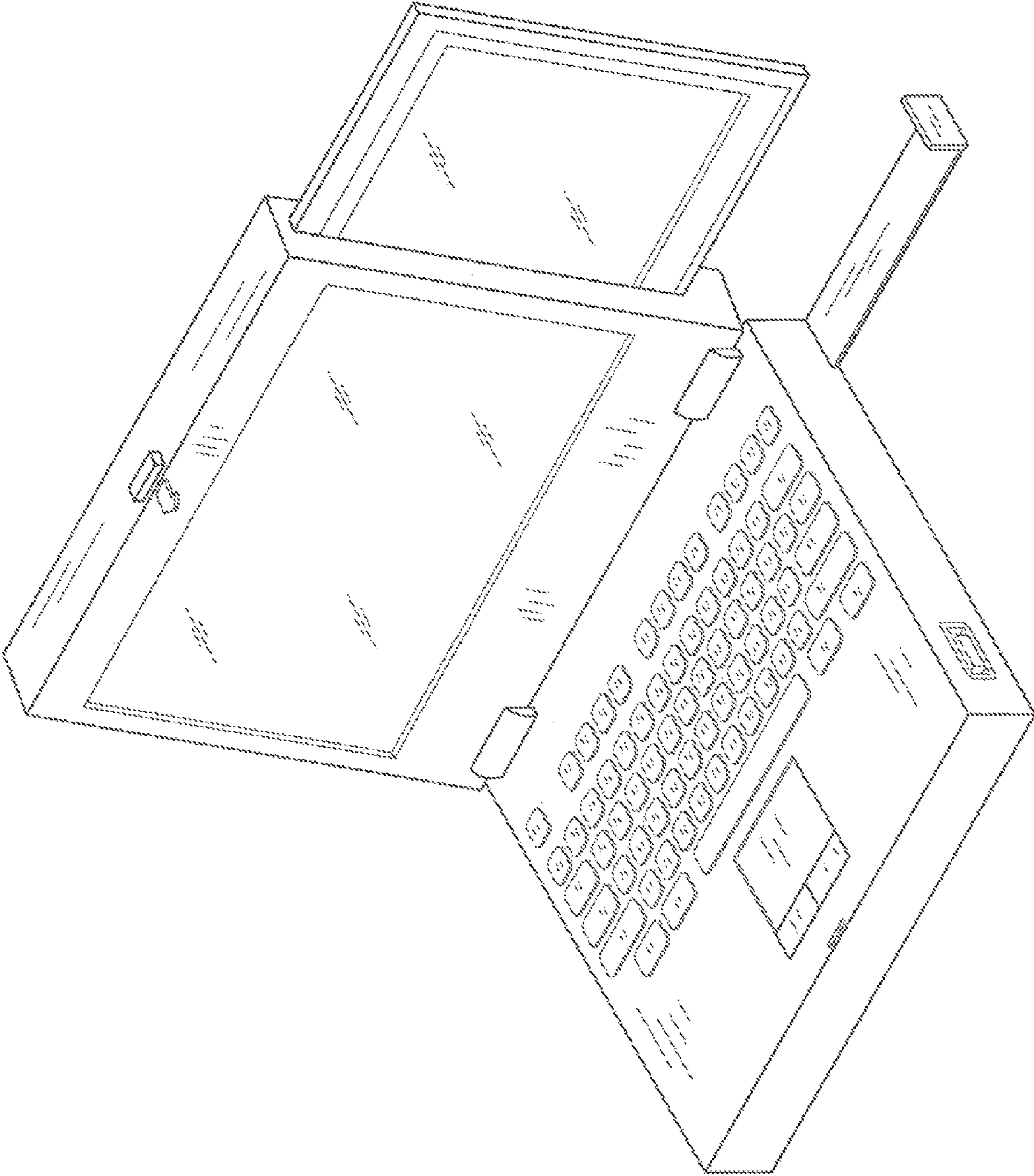


FIG. 2

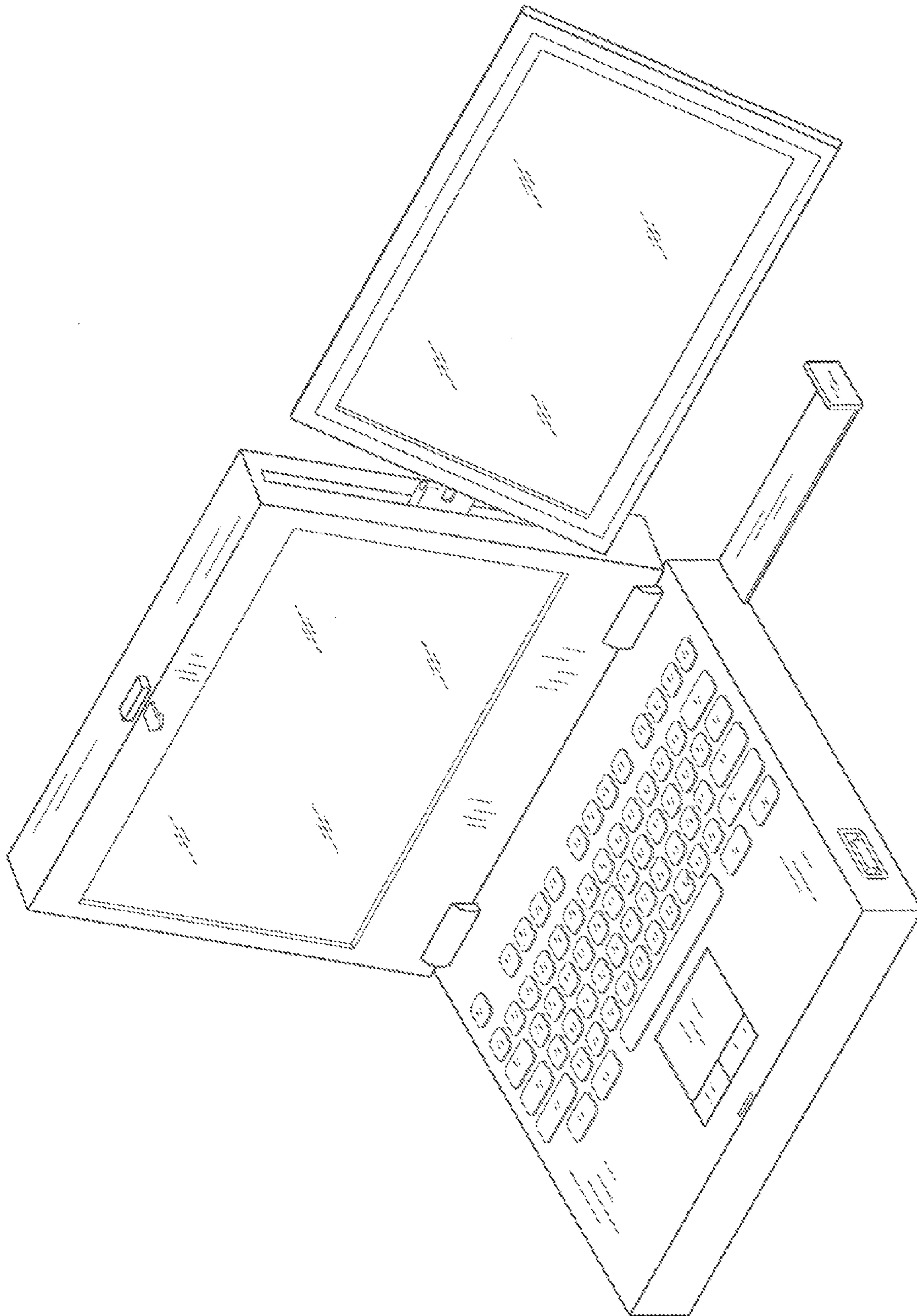


FIG. 3

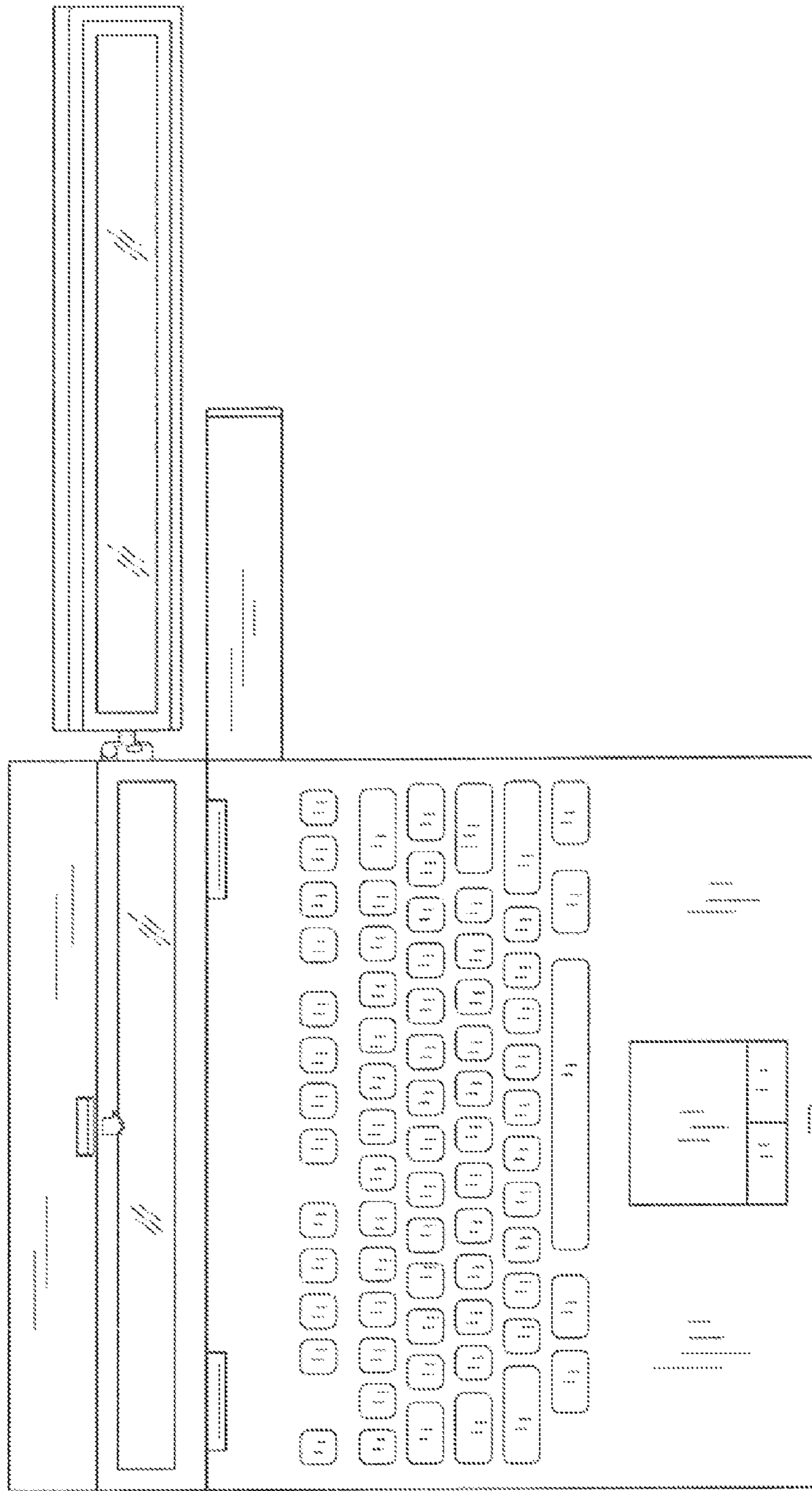


FIG. 4

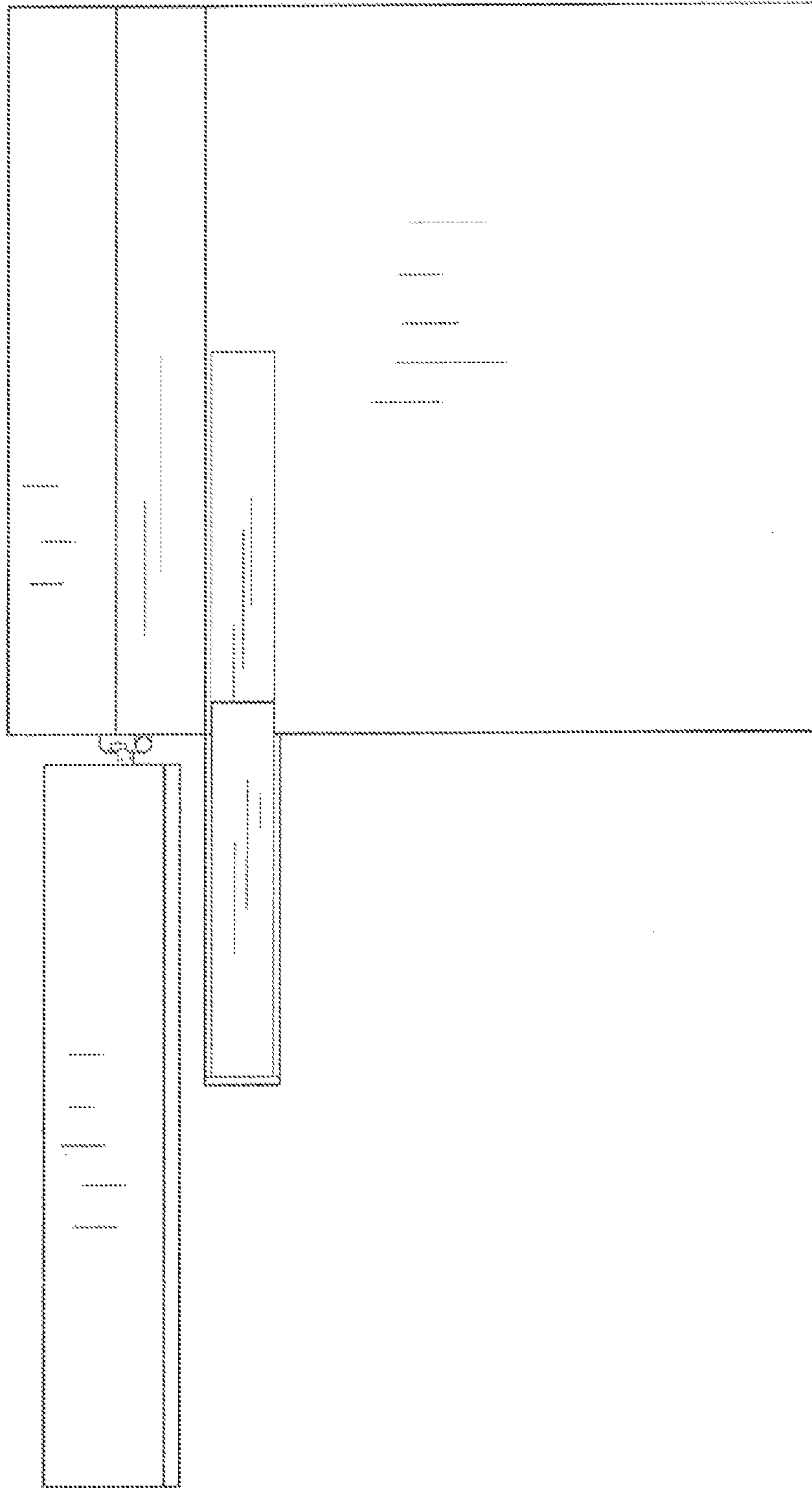


FIG. 5




FIG. 6

FIG. 7




FIG. 8

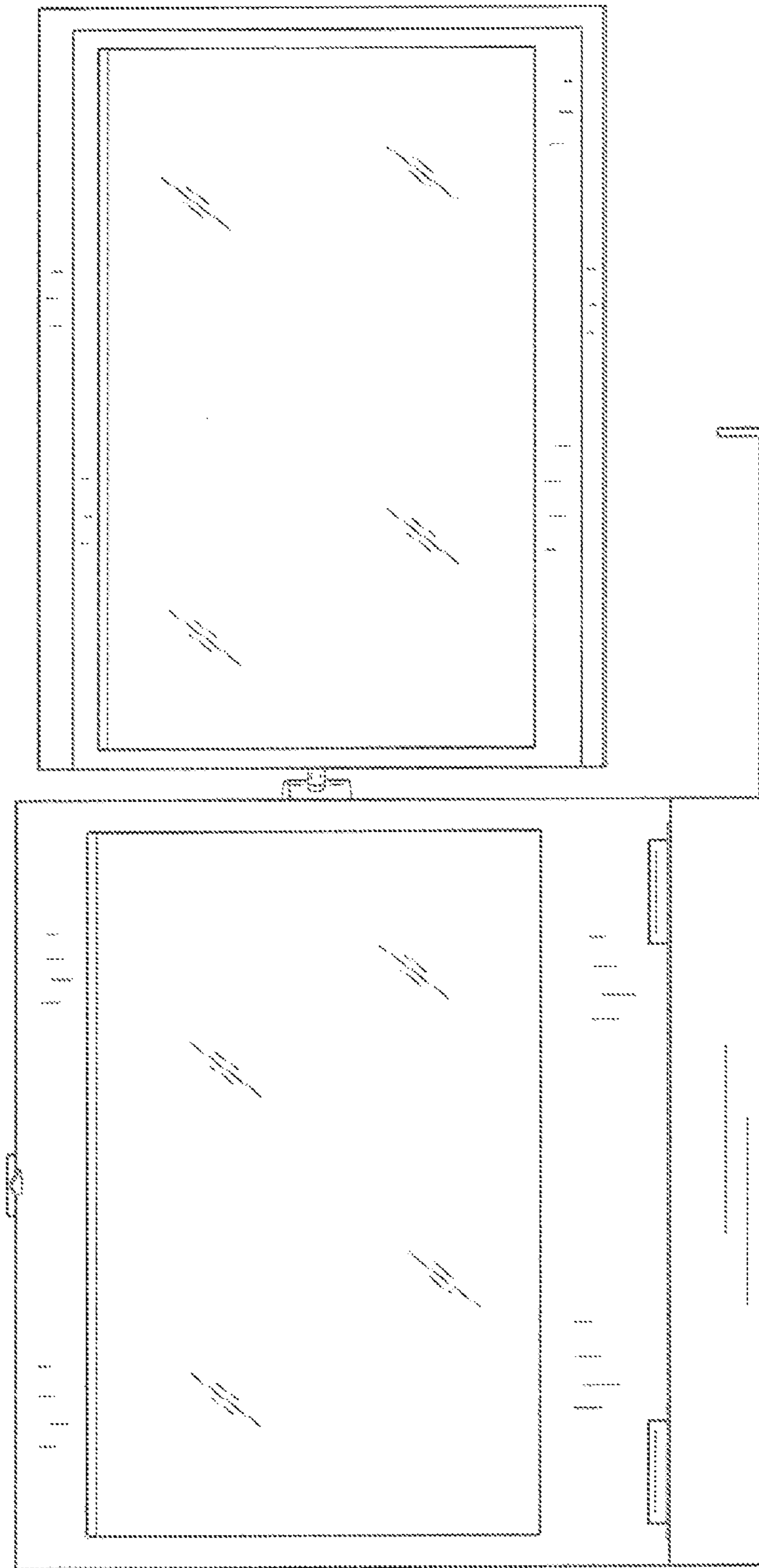


FIG. 9