

US00D630203S

(12) **United States Design Patent**  
**Peng**

(10) **Patent No.:** **US D630,203 S**

(45) **Date of Patent:** **\*\* Jan. 4, 2011**

(54) **NOTEBOOK COMPUTER**

(75) Inventor: **Chun-Chieh Peng**, Taipei (TW)

(73) Assignee: **Quanta Computer Inc.**, Taoyuan Shien (TW)

(\*\*) Term: **14 Years**

(21) Appl. No.: **29/347,482**

(22) Filed: **Feb. 4, 2010**

(30) **Foreign Application Priority Data**

Dec. 2, 2009 (TW) ..... 98305749

(51) **LOC (9) Cl.** ..... **14-02**

(52) **U.S. Cl.** ..... **D14/318**

(58) **Field of Classification Search** ..... D14/315-327;  
D18/1, 2, 7, 11; 235/145 A, 145 R; 341/22,  
341/23; 345/104, 156, 168, 169, 173; 361/679.08,  
361/679.09, 679.11, 679.26, 679.27  
See application file for complete search history.

(56) **References Cited**

**U.S. PATENT DOCUMENTS**

- D384,043 S \* 9/1997 Tamaki ..... D14/318
- 5,764,476 A \* 6/1998 Ohgami et al. .... 361/683
- D425,874 S \* 5/2000 Tanimura ..... D14/318
- 6,067,224 A \* 5/2000 Nobuchi ..... 361/683
- 6,073,187 A \* 6/2000 Jacobs et al. .... 710/14
- D431,821 S \* 10/2000 Mizuno ..... D14/318
- D454,126 S \* 3/2002 Bliven et al. .... D14/327
- D455,425 S \* 4/2002 Takiguchi ..... D14/327
- D463,797 S \* 10/2002 Andre et al. .... D14/327

- D476,326 S \* 6/2003 Tanimura ..... D14/318
- 6,657,854 B2 \* 12/2003 Horii et al. .... 361/683
- 6,744,623 B2 \* 6/2004 Numano et al. .... 361/681
- D494,162 S \* 8/2004 Kondo ..... D14/318
- 6,792,480 B2 \* 9/2004 Chaiken et al. .... 710/14
- 7,035,665 B2 \* 4/2006 Kido et al. .... 455/566
- D556,192 S \* 11/2007 Jeong et al. .... D14/327

**FOREIGN PATENT DOCUMENTS**

JP D1198531 1/2004

\* cited by examiner

*Primary Examiner*—Freda S Nunn

(74) *Attorney, Agent, or Firm*—Rabin & Berdo, PC

(57) **CLAIM**

The ornamental design for a notebook computer, as shown and described.

**DESCRIPTION**

FIG. 1 is a perspective view of a notebook computer showing my new design;

FIG. 2 is a front view thereof;

FIG. 3 is a rear view thereof;

FIG. 4 is a left side view thereof;


FIG. 5 is a right side view thereof;

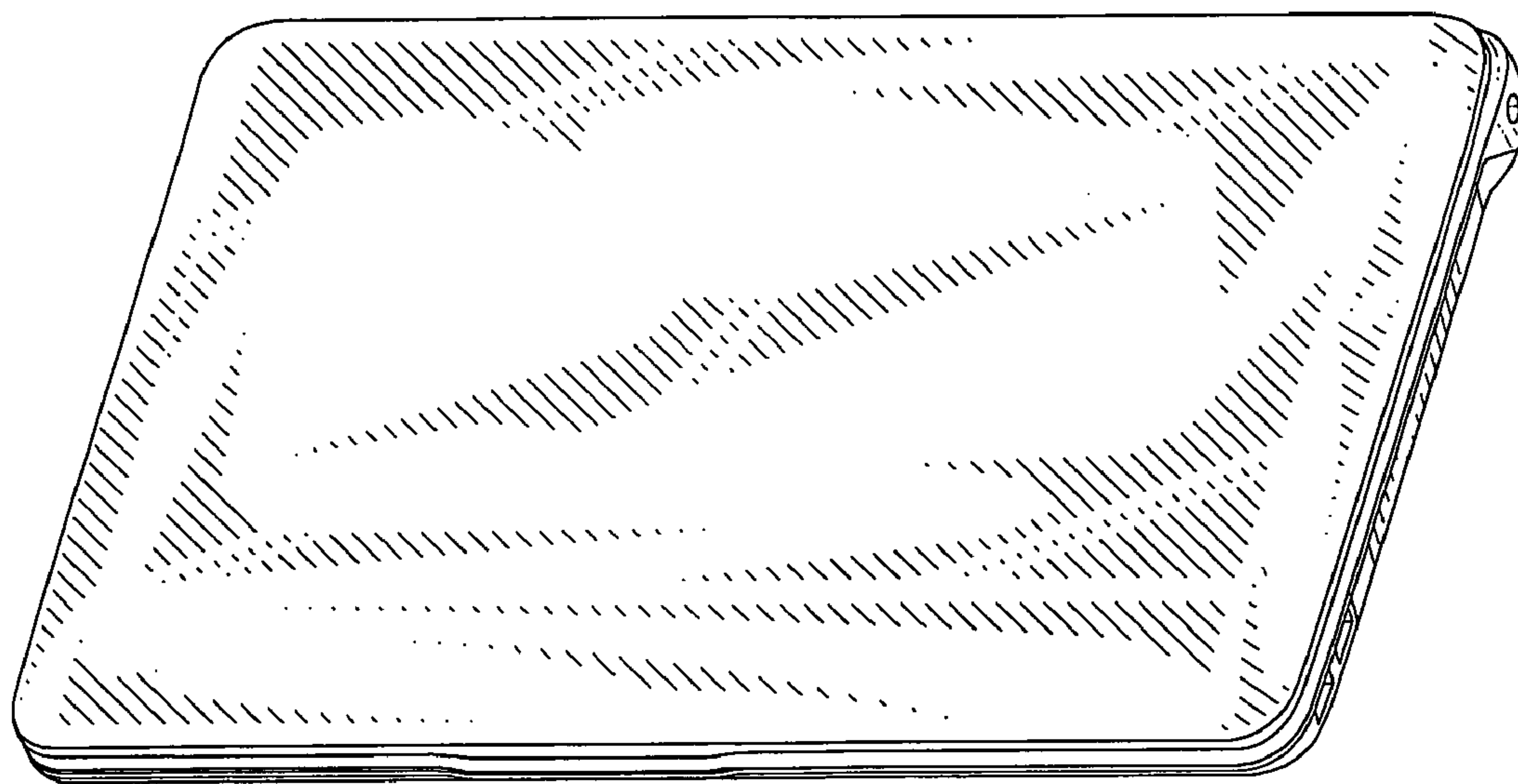
FIG. 6 is a top view thereof;

FIG. 7 is a bottom view thereof; and,

FIG. 8 is a perspective view showing a notebook computer of my design in use.

**1 Claim, 5 Drawing Sheets**





*Fig. 1*

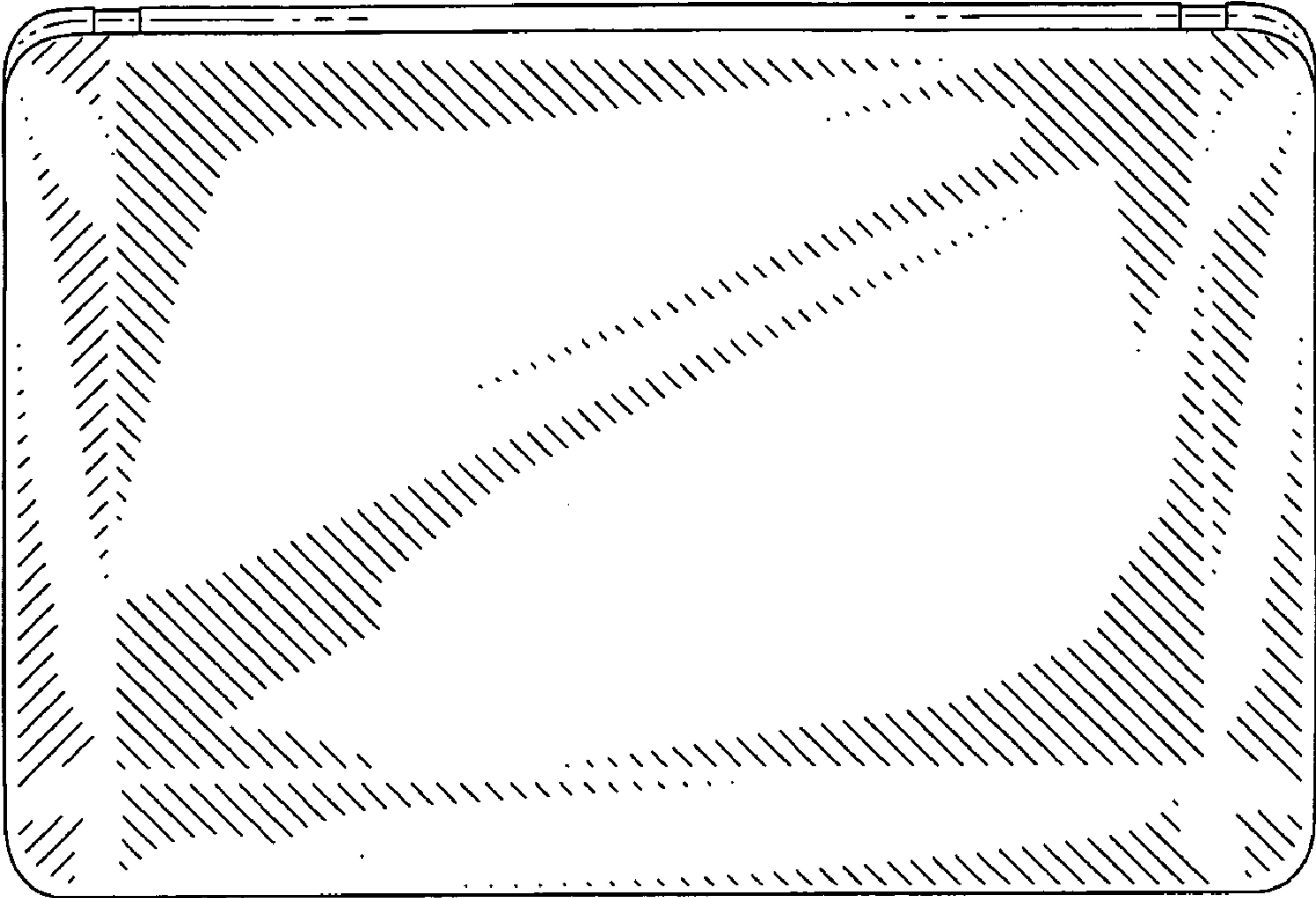


Fig. 2

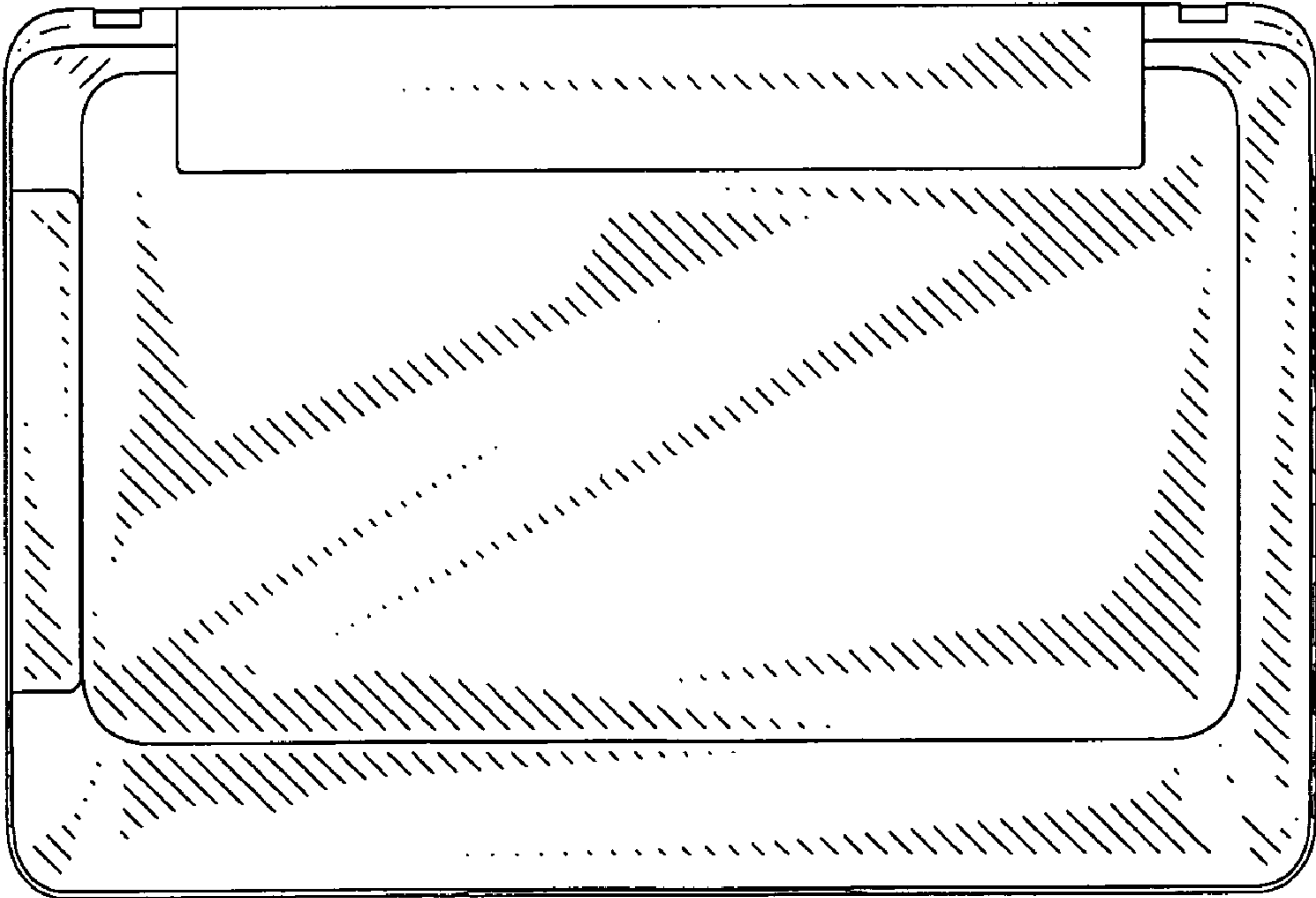
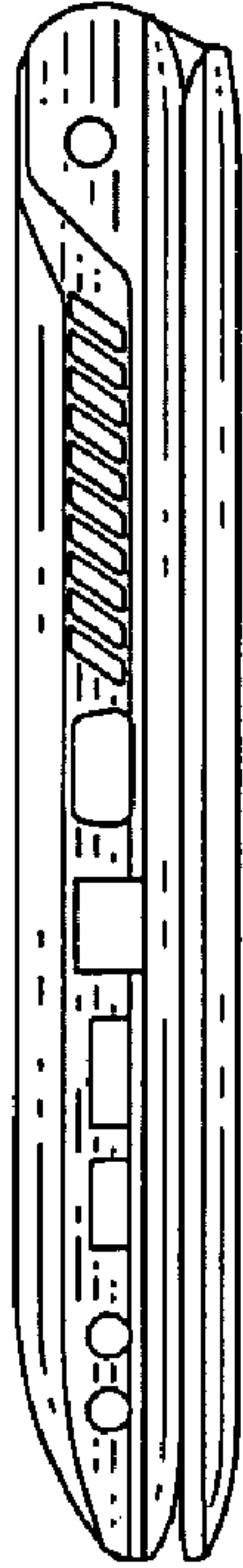



Fig. 3




*Fig. 4*



*Fig. 5*



*Fig. 6*



*Fig. 7*






Fig. 8