



US00D630197S

(12) **United States Design Patent**
Molter et al.

(10) **Patent No.:** **US D630,197 S**
(45) **Date of Patent:** **** Jan. 4, 2011**

(54) **ARM FOR A MOUNTING UNIT FOR AUDIO/VISUAL DEVICES OR THE LIKE**

(75) Inventors: **Daniel E. Molter**, Elmhurst, IL (US);
Donald L. Anderson, Oak Park, IL (US); **Nicanor C. Rancho**, Willowbrook, IL (US)

(73) Assignee: **Peerless Industries, Inc.**, Aurora, IL (US)

(**) Term: **14 Years**

(21) Appl. No.: **29/358,120**

(22) Filed: **Mar. 23, 2010**

(51) **LOC (9) Cl.** **14-03**

(52) **U.S. Cl.** **D14/239**

(58) **Field of Classification Search** D14/125-134, D14/239, 371, 136, 374-377; D8/363, 373, D8/349, 394; 248/465, 917-924, 123.11; 348/825, 827, 836, 837, 838, 180, 184, 325, 348/739; 600/443; D6/477-479, 407, 474, D6/460, 461, 468; 312/7.2; 341/12; 345/87, 345/104, 133, 156, 168, 169, 173; 720/605, 720/669, 600, 655; 369/99, 197; 455/344-347; 349/1, 2, 11, 62; 108/59, 91, 92, 96; 211/40, 211/41.12, 42, 49.1, 50, 85.2, 90.04, 187, 211/190, 119.003, 134.153, 87.01, 71.01

See application file for complete search history.

(56) **References Cited**

U.S. PATENT DOCUMENTS

- D488,708 S 4/2004 Lam et al.
- D489,599 S 5/2004 Lam
- D496,367 S 9/2004 Pfister
- D505,858 S 6/2005 O'Keene
- 6,905,101 B1 6/2005 Dittmer
- D507,477 S 7/2005 Pfister
- 7,243,892 B2 7/2007 Pfister
- D549,558 S 8/2007 Dittmer et al.

- D556,205 S 11/2007 Wohlford et al.
- D558,560 S 1/2008 Ciungan
- D558,561 S 1/2008 Ciungan
- D558,562 S 1/2008 Ciungan et al.
- D558,563 S 1/2008 Ciungan
- D558,564 S 1/2008 Ciungan

(Continued)

OTHER PUBLICATIONS

U.S. Appl. No. 29/358,115, filed Mar. 23, 2010, Molter et al.

(Continued)

Primary Examiner—Rapahel Barkai

Assistant Examiner—Randall Gholson

(74) *Attorney, Agent, or Firm*—Foley & Lardner LLP

(57) **CLAIM**

We claim the ornamental design for an arm for a mounting unit for audio/visual devices or the like, as shown and described.

DESCRIPTION

FIG. 1 is a top front perspective view of an arm for a mounting unit for audio/visual devices or the like showing our new design;

FIG. 2 is a bottom front perspective view thereof;

FIG. 3 is a top rear perspective view thereof;

FIG. 4 is a right side elevational view thereof;

FIG. 5 is a left side elevational view thereof;

FIG. 6 is a front elevational view thereof;

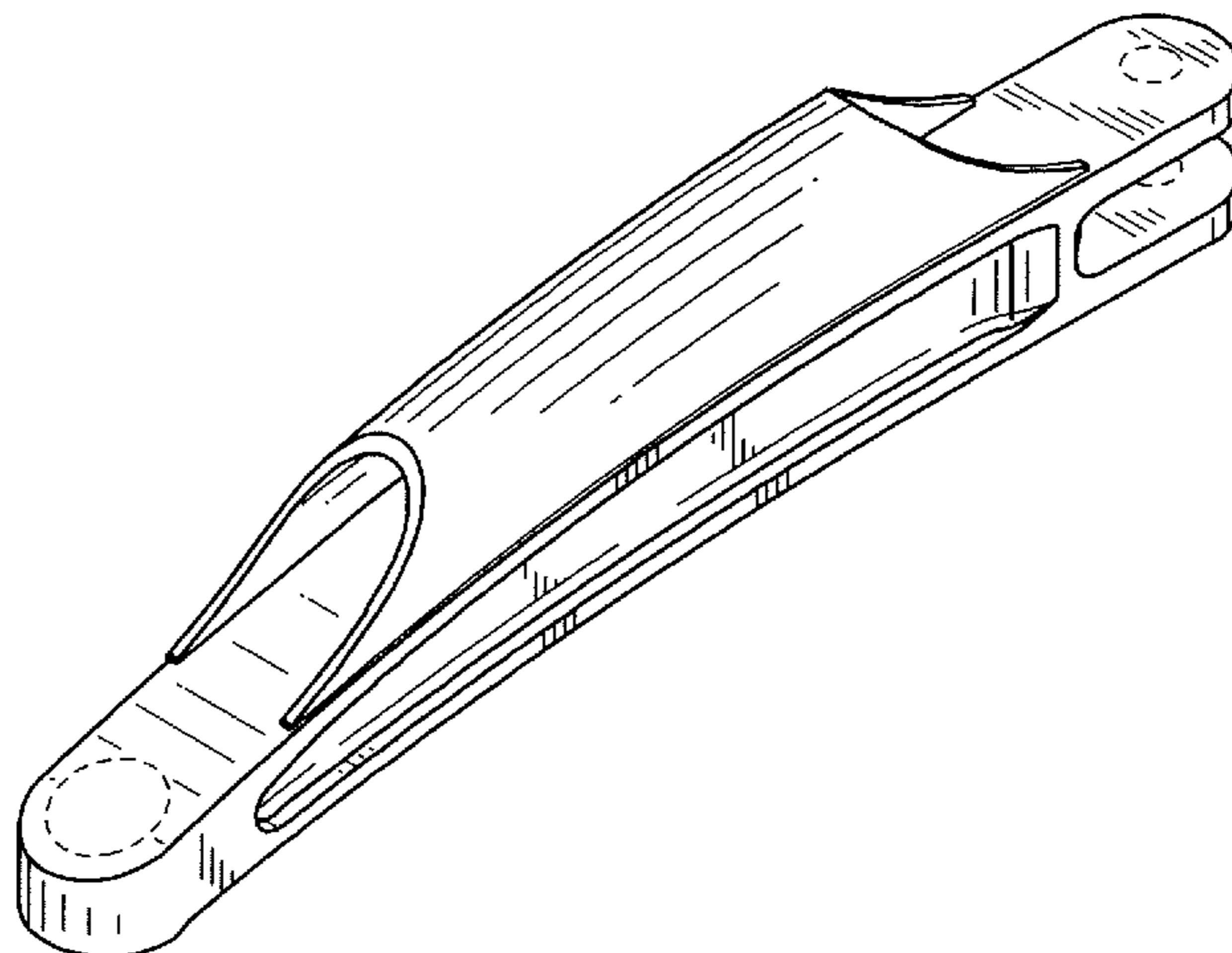
FIG. 7 is a rear elevational view thereof;

FIG. 8 is a top plan view thereof; and,

FIG. 9 is a bottom plan view thereof.

The broken lines shown are for illustrative purposes only and form no part of the claimed design.

1 Claim, 5 Drawing Sheets



US D630,197 S

Page 2

U.S. PATENT DOCUMENTS

D559,087 S 1/2008 Ciungan
D559,088 S 1/2008 Ciungan
D559,662 S * 1/2008 Sculler et al. D8/380
D560,674 S * 1/2008 Wohlford et al. D14/451
D562,113 S 2/2008 Ciungan et al.
D568,325 S * 5/2008 Muday et al. D14/452
7,380,760 B2 6/2008 Dittmer
7,387,286 B2 6/2008 Dittmer et al.
D577,730 S * 9/2008 Rutten D14/452
7,438,269 B2 10/2008 Pfister et al.
7,487,943 B1 2/2009 Gillespie
7,513,469 B1 4/2009 Ciungan
D595,723 S 7/2009 Bures et al.
D605,185 S * 12/2009 Russell et al. D14/239

7,641,163 B2 1/2010 O'Keene
2008/0151483 A1 6/2008 Holbrook et al.
2008/0258029 A1 * 10/2008 Zhang 248/284.1

OTHER PUBLICATIONS

U.S. Appl. No. 29/358,112, filed Mar. 23, 2010, Molter et al.
U.S. Appl. No. 29/357,061, filed Mar. 5, 2010, Molter et al.
U.S. Appl. No. 29/357,037, filed Mar. 5, 2010, Molter et al.
U.S. Appl. No. 29/357,041, filed Mar. 5, 2010, Molter et al.
U.S. Appl. No. 29/358,151, filed Mar. 23, 2010, Molter et al.
U.S. Appl. No. 29/358,138, filed Mar. 23, 2010, Molter et al.
U.S. Appl. No. 29/358,154, filed Mar. 23, 2010, Molter et al.
U.S. Appl. No. 29/358,110, filed Mar. 23, 2010, Molter et al.
U.S. Appl. No. 29/358,109, filed Mar. 23, 2010, Molter et al.

* cited by examiner

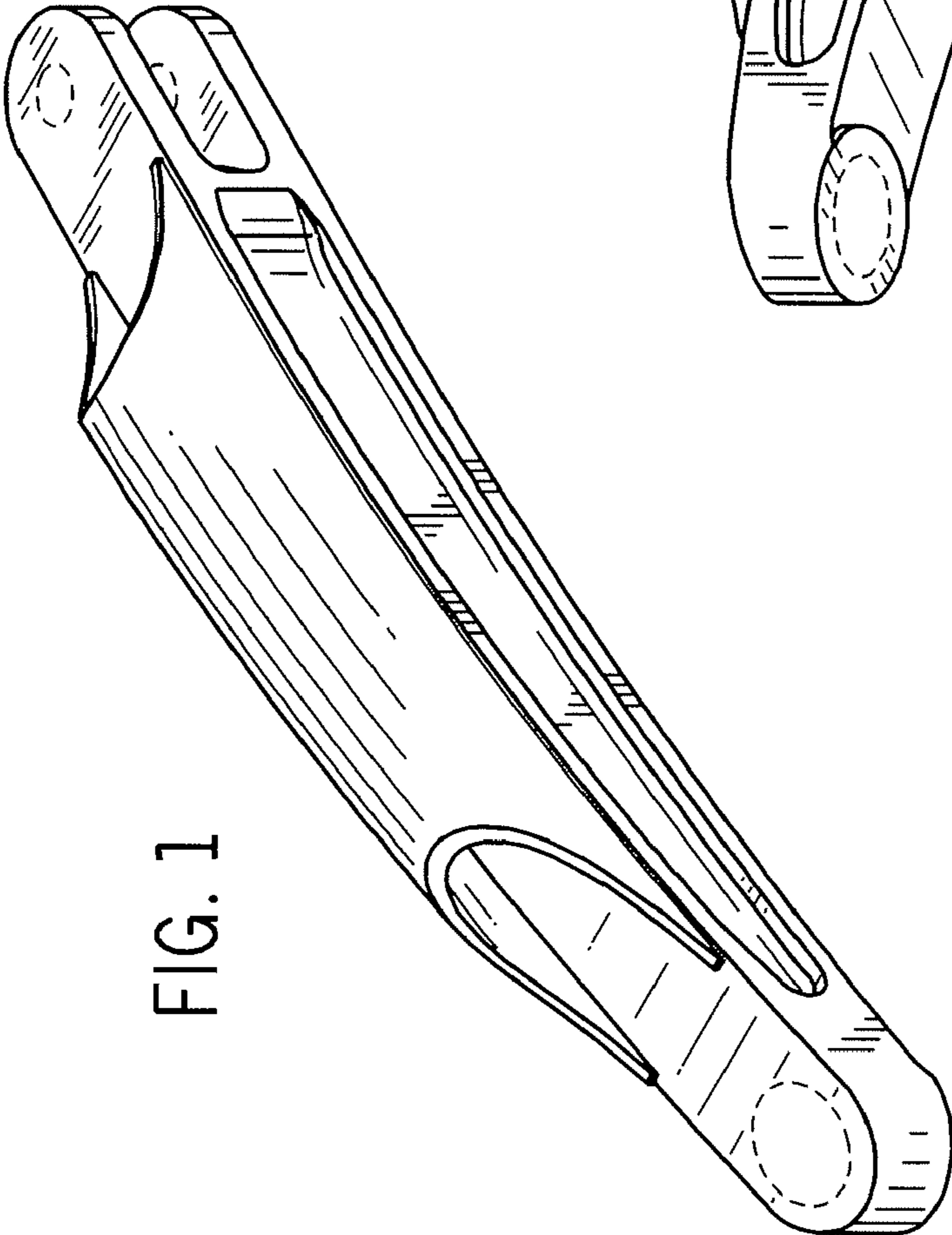
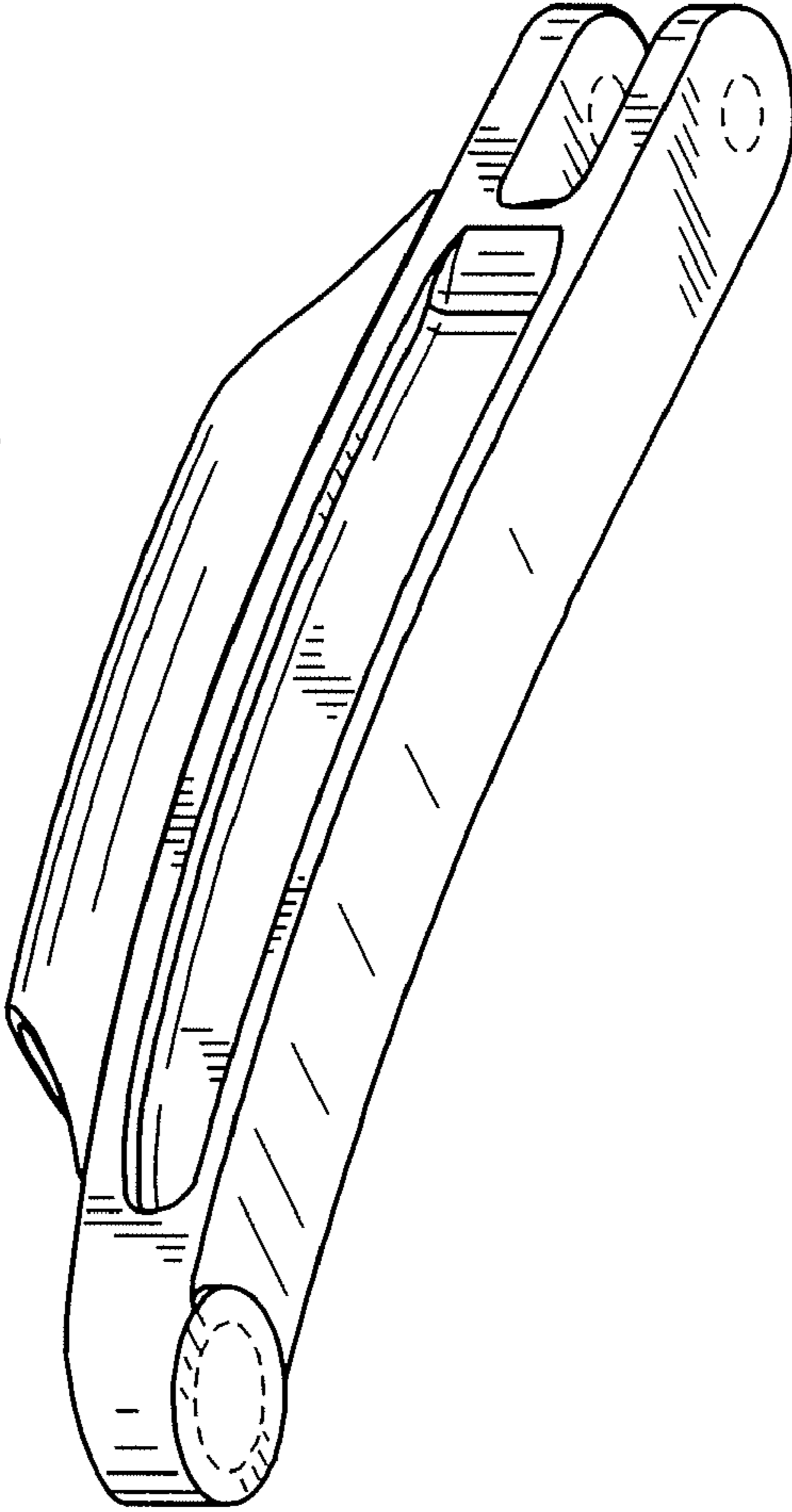


FIG. 1

FIG. 2



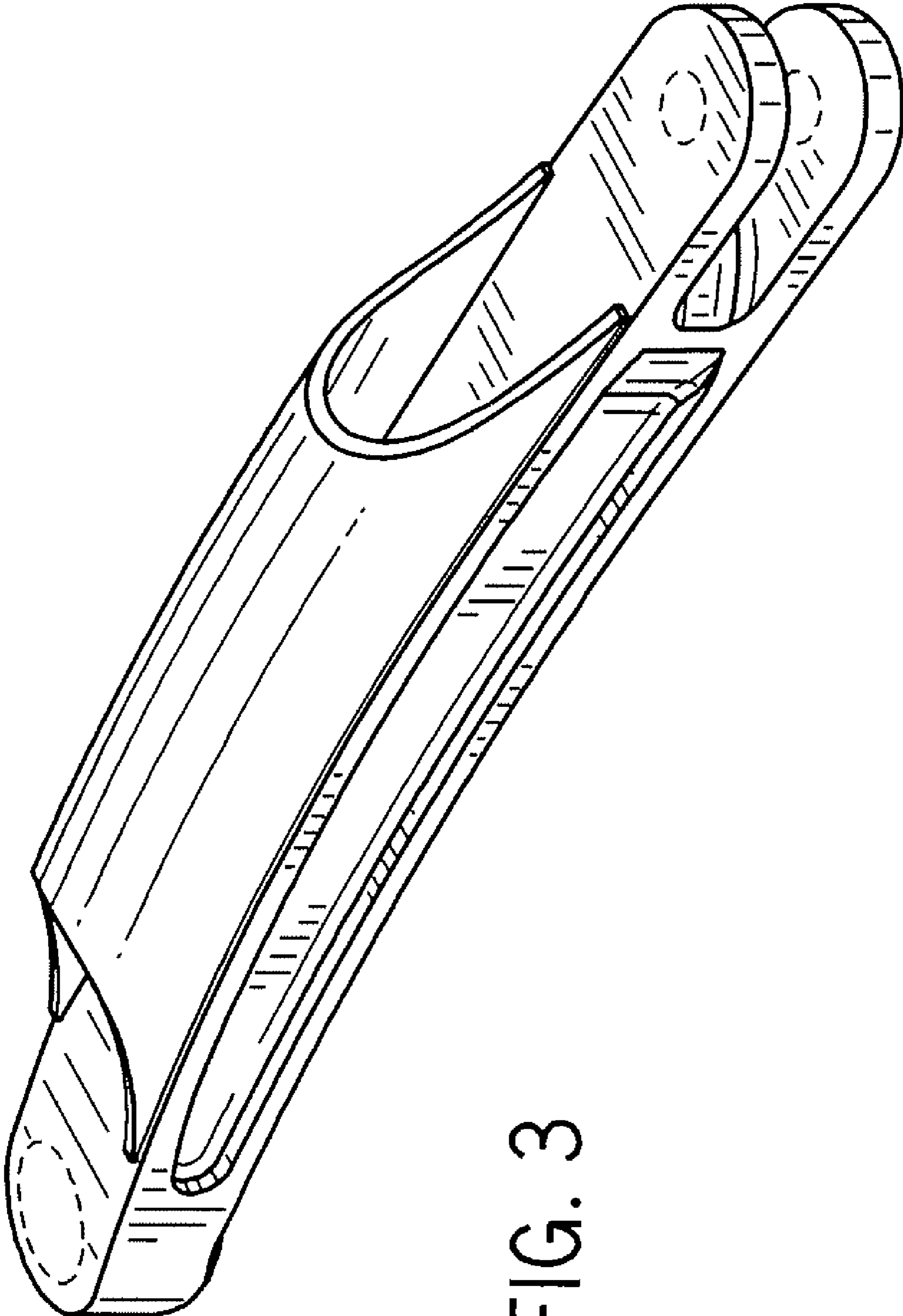


FIG. 3

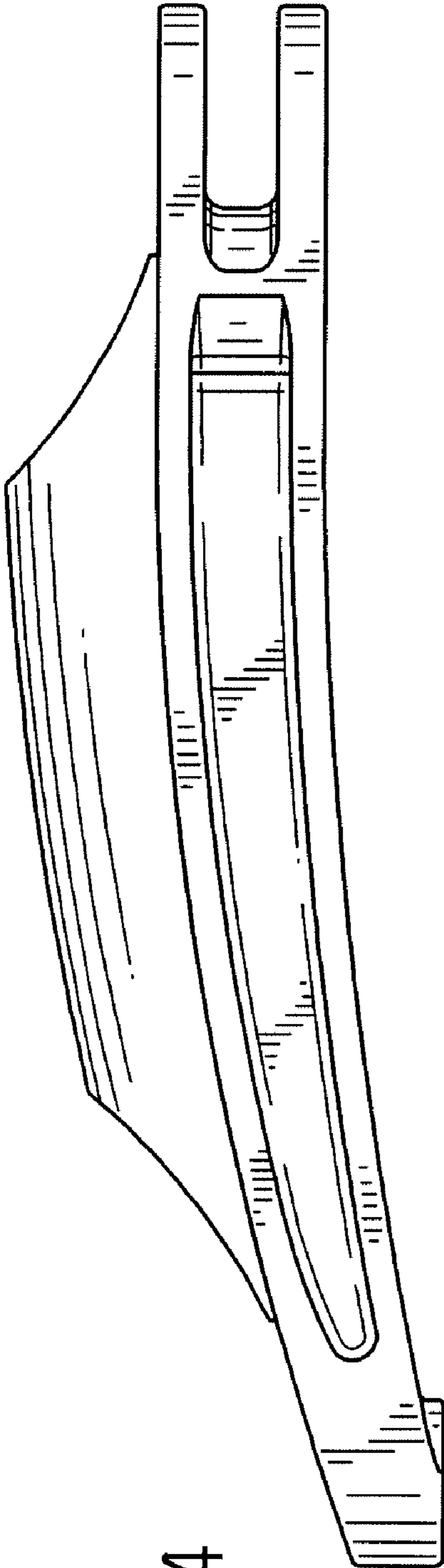


FIG. 4

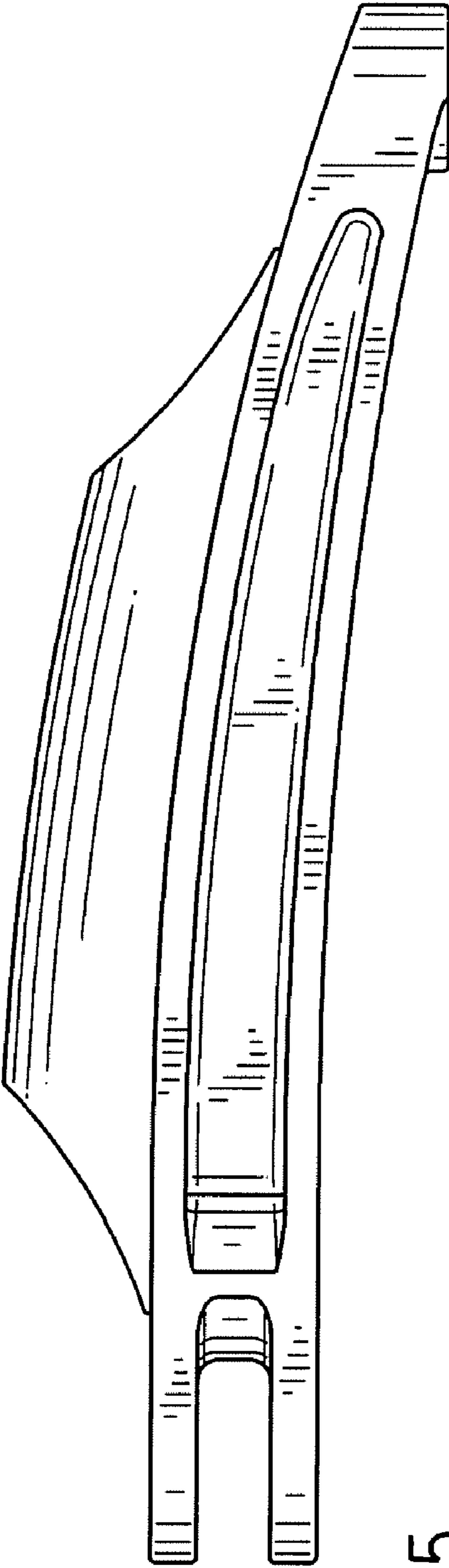


FIG. 5




FIG. 6

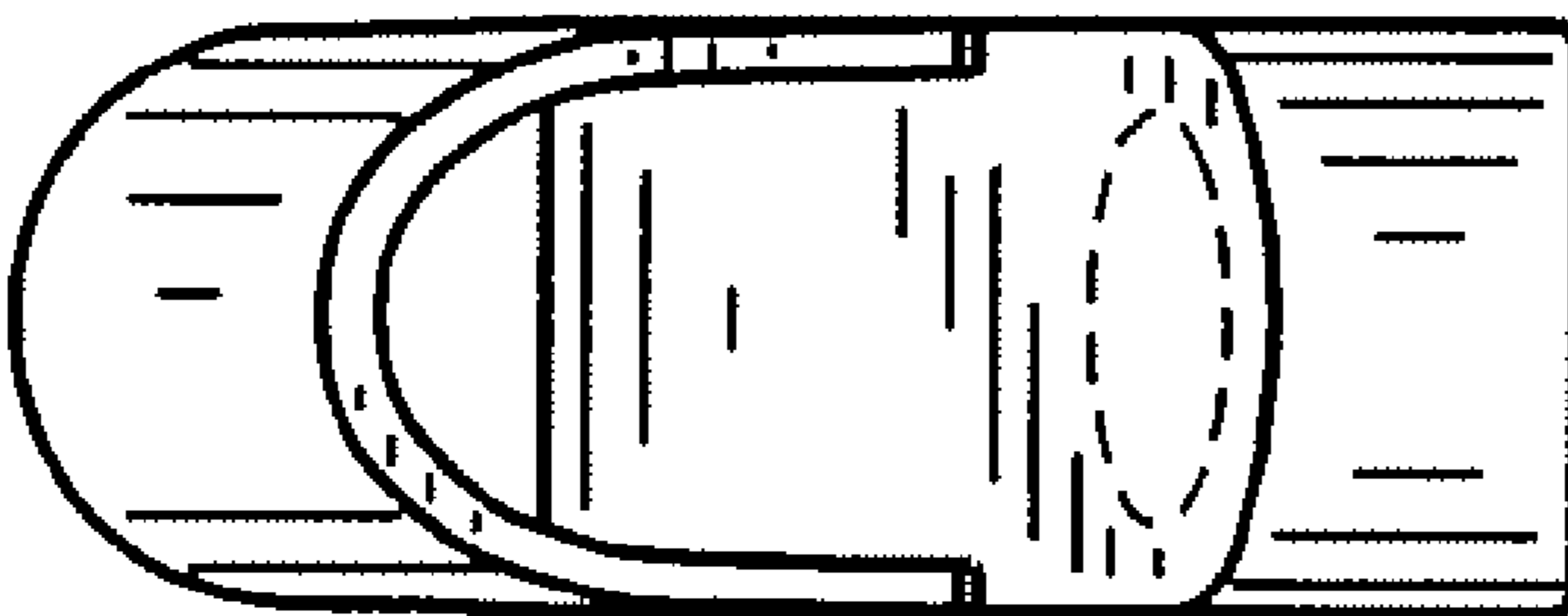


FIG. 7




FIG. 8

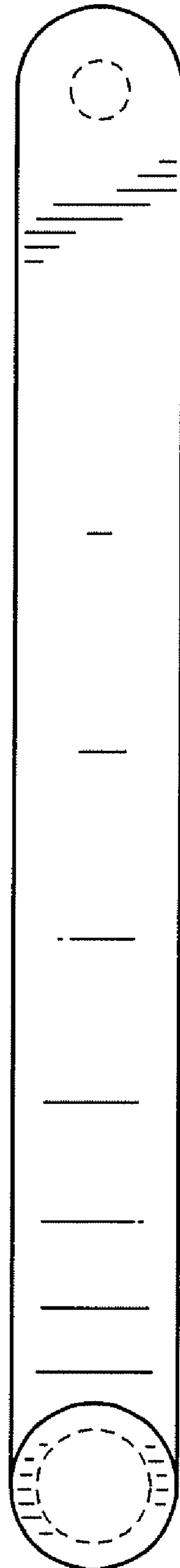


FIG. 9