



US00D630196S

(12) **United States Design Patent**
Hall

(10) **Patent No.:** **US D630,196 S**
(45) **Date of Patent:** **** Jan. 4, 2011**

- (54) **ANTENNA**
- (75) **Inventor:** **David Malcolm Hall**, Lockleys (AU)
- (73) **Assignee:** **Tagsys SAS**, La Penne-sur Huveaune (FR)
- (**) **Term:** **14 Years**
- (21) **Appl. No.:** **29/367,237**
- (22) **Filed:** **Aug. 4, 2010**
- (51) **LOC (9) Cl.** **14-03**
- (52) **U.S. Cl.** **D14/230; D14/233**
- (58) **Field of Classification Search** D14/138, D14/230-238, 299, 358; D12/42, 43; 343/700 MS, 343/700 R-705, 711-713, 741, 748, 767, 343/795, 819, 840, 846, 866, 871-908; 455/90.2, 455/90.3, 91, 128, 269, 344, 347, 562.1
See application file for complete search history.

- D547,306 S * 7/2007 Oliver D14/230
- D574,369 S * 8/2008 Oliver D14/230
- D611,460 S * 3/2010 Chao D14/230
- 2004/0125023 A1 * 7/2004 Fujii et al. 343/700 MS
- 2005/0259030 A1 * 11/2005 Mizuno et al. 343/866

* cited by examiner

Primary Examiner—Celia A Murphy
Assistant Examiner—John Windmuller
(74) *Attorney, Agent, or Firm*—Michael Best & Friedrich LLP

(56) **References Cited**

U.S. PATENT DOCUMENTS

- 2,617,033 A * 11/1952 Posthumus 343/856
- D260,895 S * 9/1981 Luedtke et al. D14/233
- D361,767 S * 8/1995 Tinaphong D14/230
- D426,827 S * 6/2000 Tsai Wang D14/231
- D546,820 S * 7/2007 Oliver D14/230


(57) **CLAIM**

I claim the ornamental design for an antenna, as shown and described.

DESCRIPTION

FIG. 1 is a perspective view of an antenna, showing my new design;
FIG. 2 is a top plan view thereof;
FIG. 3 is a bottom plan view thereof;
FIG. 4 is a side elevational view thereof; and,
FIG. 5 is an enlarged, fragmentary perspective view of the central portion of the antenna.

1 Claim, 2 Drawing Sheets






FIG 1

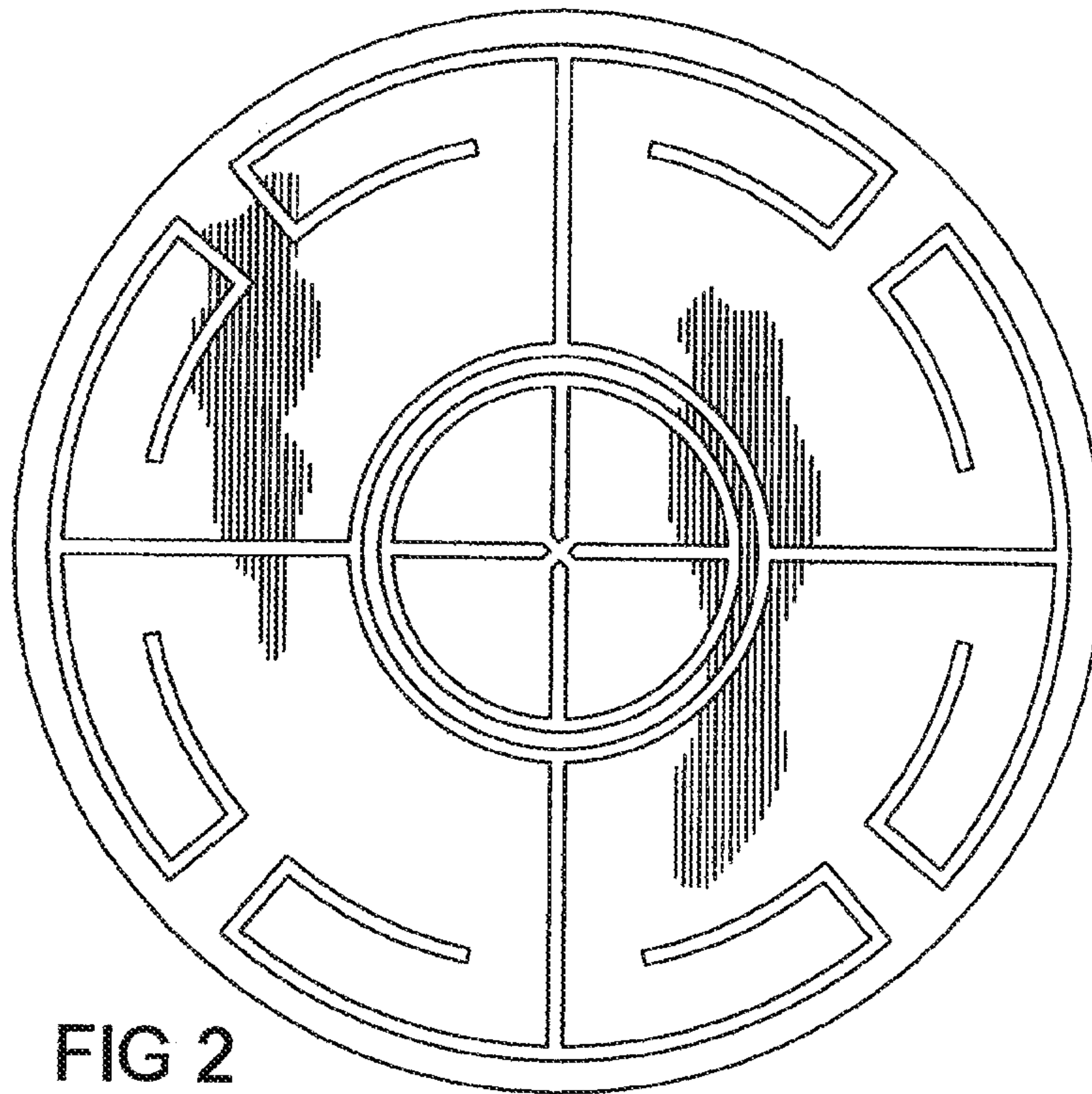


FIG 2




FIG. 4

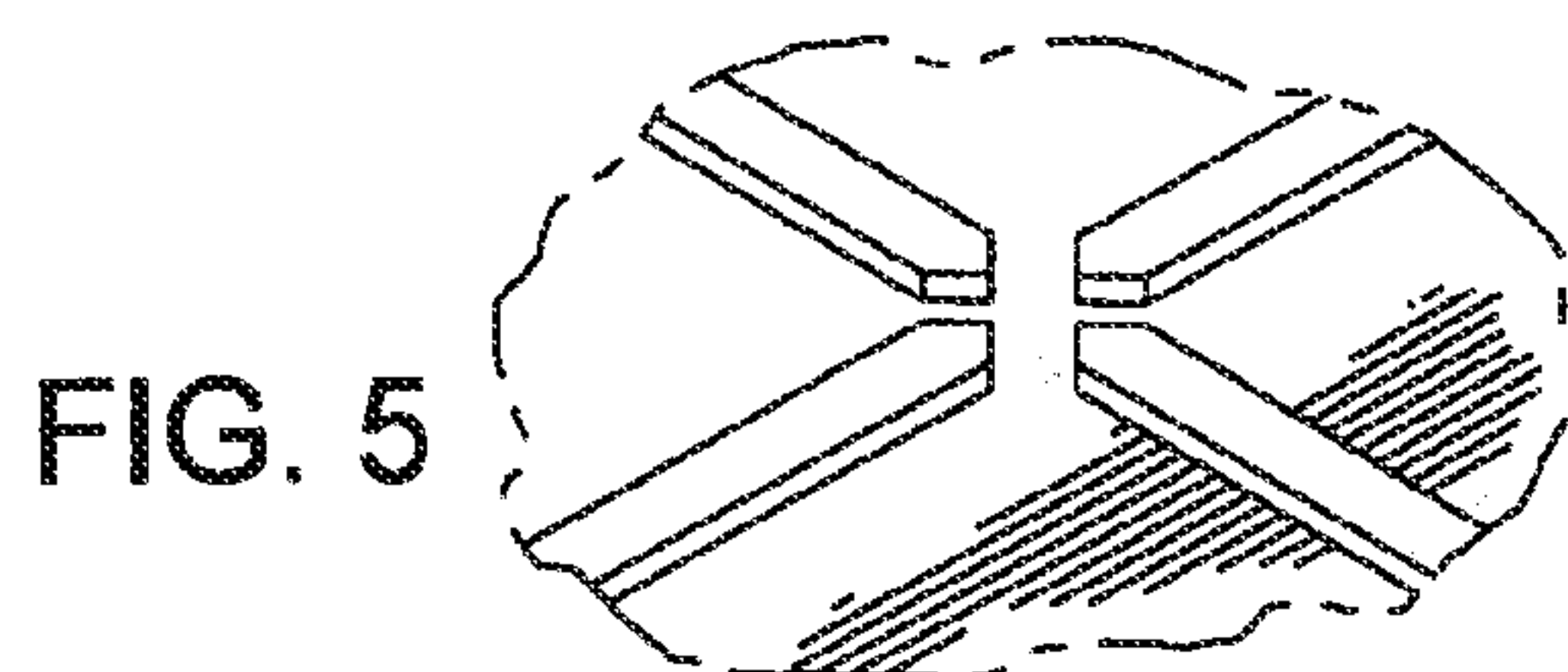


FIG. 5




FIG. 3