



US00D630189S

(12) **United States Design Patent**
Daniels et al.

(10) **Patent No.:** **US D630,189 S**
(45) **Date of Patent:** **** Jan. 4, 2011**

(54) **REMOTE CONTROL UNIT**

(75) Inventors: **Wilfried Johan Paul Ferdinand Daniels**, Sint Truiden (BE); **Anthony Smith**, Amsterdam (NL)

(73) Assignee: **Koninklijke Philips Electronics N.V.**, Eindhoven (NL)

(**) Term: **14 Years**

(21) Appl. No.: **29/354,987**

(22) Filed: **Feb. 1, 2010**

(51) **LOC (9) Cl.** **14-03**

(52) **U.S. Cl.** **D14/218**

(58) **Field of Classification Search** D14/174,
D14/137-139, 151, 217, 218, 191-193, 167,
D14/299, 168, 247, 455, 456; D13/168,
D13/162-164; D21/512-517, 566; D10/104,
D10/106; 345/169; 348/114, 734; 455/352-355,
455/151.1-151.4, 128, 347, 90.3
See application file for complete search history.

(56) **References Cited**

U.S. PATENT DOCUMENTS

D346,152 S *	4/1994	Zaugg	D13/168
D416,909 S *	11/1999	Renk	D14/218
D427,584 S *	7/2000	Dent	D14/218
D515,072 S *	2/2006	Lee	D14/218
D518,475 S *	4/2006	Yang et al.	D14/218
D531,964 S *	11/2006	Peh	D13/168

D538,790 S *	3/2007	Okada et al.	D14/218
D551,659 S *	9/2007	Shih et al.	D14/218
D559,231 S *	1/2008	Krzyzanowski et al.	D14/218
D567,804 S *	4/2008	Yan	D14/218
D571,790 S *	6/2008	Yoshitake et al.	D14/218
D580,916 S *	11/2008	Huang	D14/218
D582,895 S *	12/2008	Frazer	D14/218
D585,052 S *	1/2009	Mamane et al.	D14/218
D594,850 S *	6/2009	Yan	D14/218
D609,222 S *	2/2010	Shin	D14/218
D614,606 S *	4/2010	James	D14/218
2002/0154888 A1 *	10/2002	Allen et al.	386/46

* cited by examiner

Primary Examiner—Celia A Murphy
Assistant Examiner—John Windmuller

(57) **CLAIM**

The ornamental design for a remote control unit, as shown.

DESCRIPTION

FIG. 1 is a perspective view showing my design;
FIG. 2 is a front elevational view thereof;
FIG. 3 is a rear elevational view thereof;
FIG. 4 is a right side elevational view thereof;
FIG. 5 is a left side elevational view thereof;
FIG. 6 is a top plan view thereof; and,
FIG. 7 is a bottom plan view thereof.

1 Claim, 3 Drawing Sheets

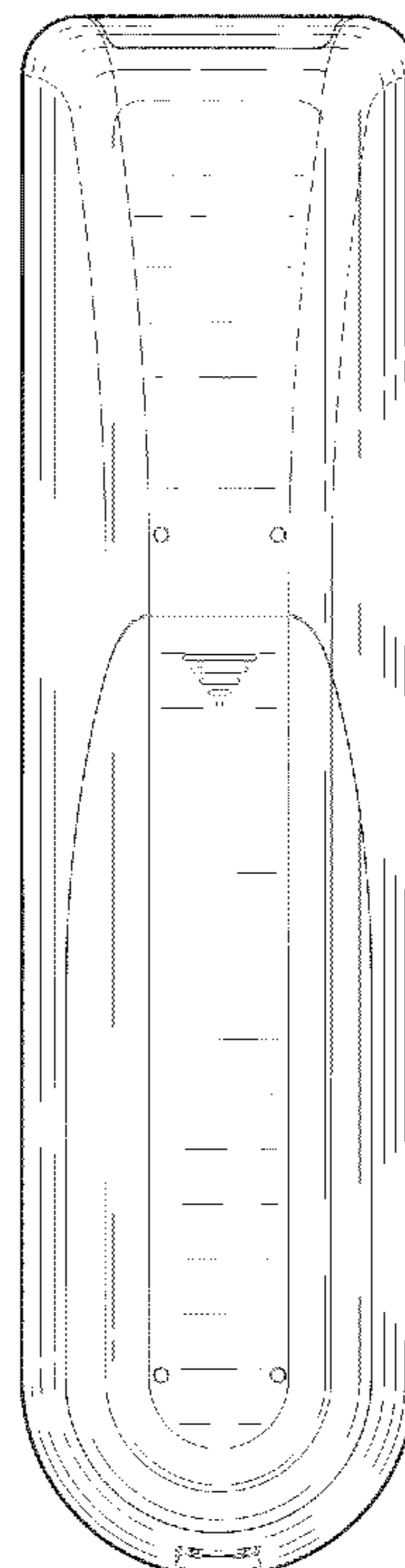
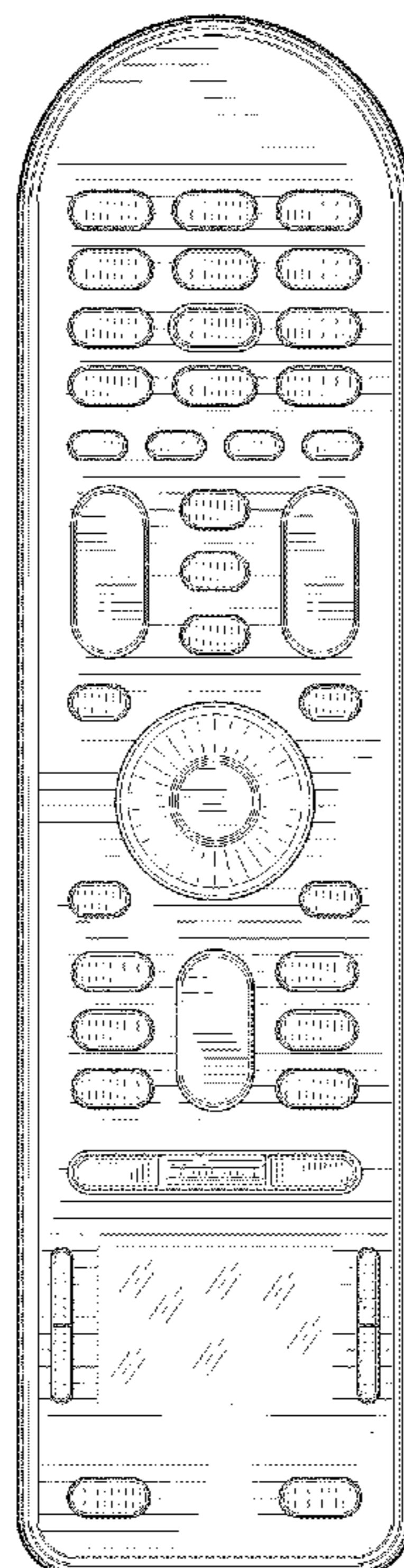




FIG. 1

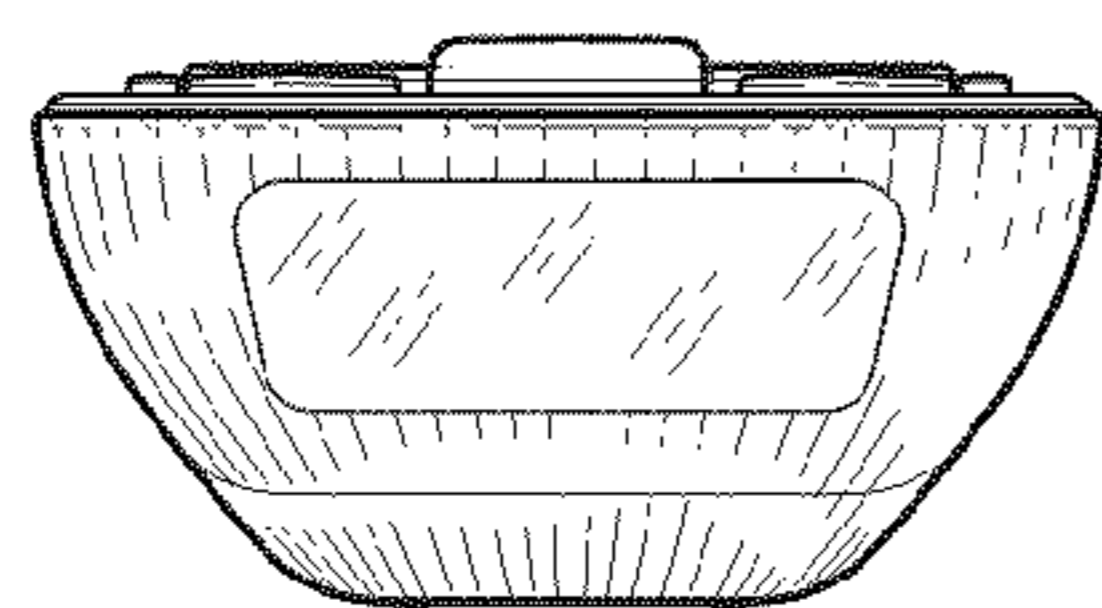


FIG. 2

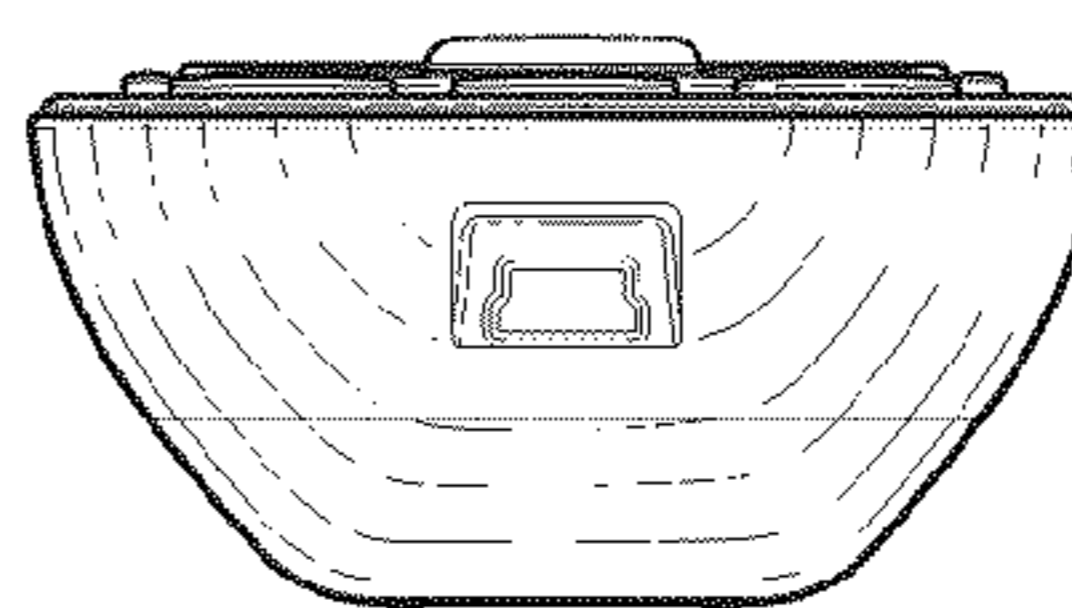


FIG. 3

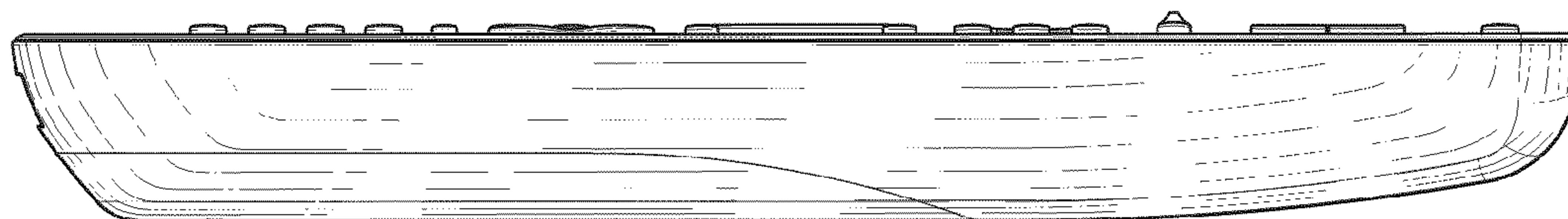


FIG. 4

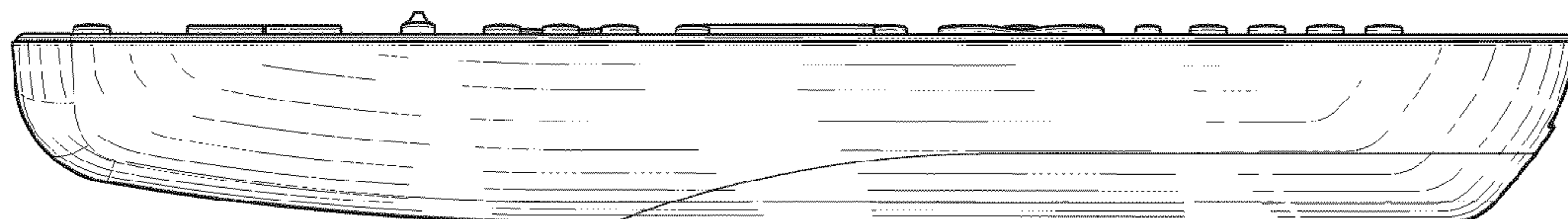


FIG. 5

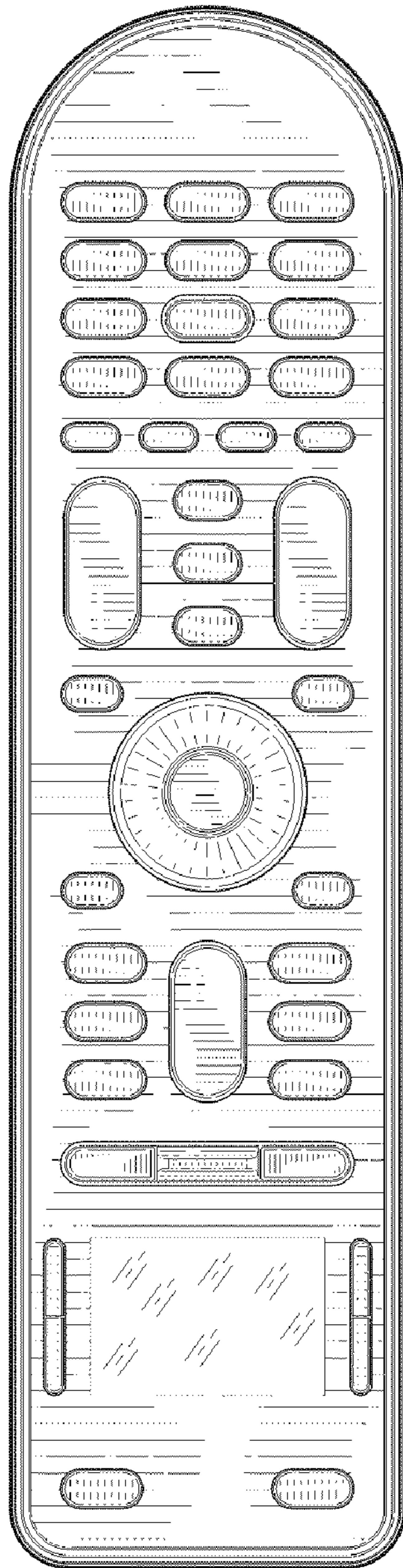


FIG. 6

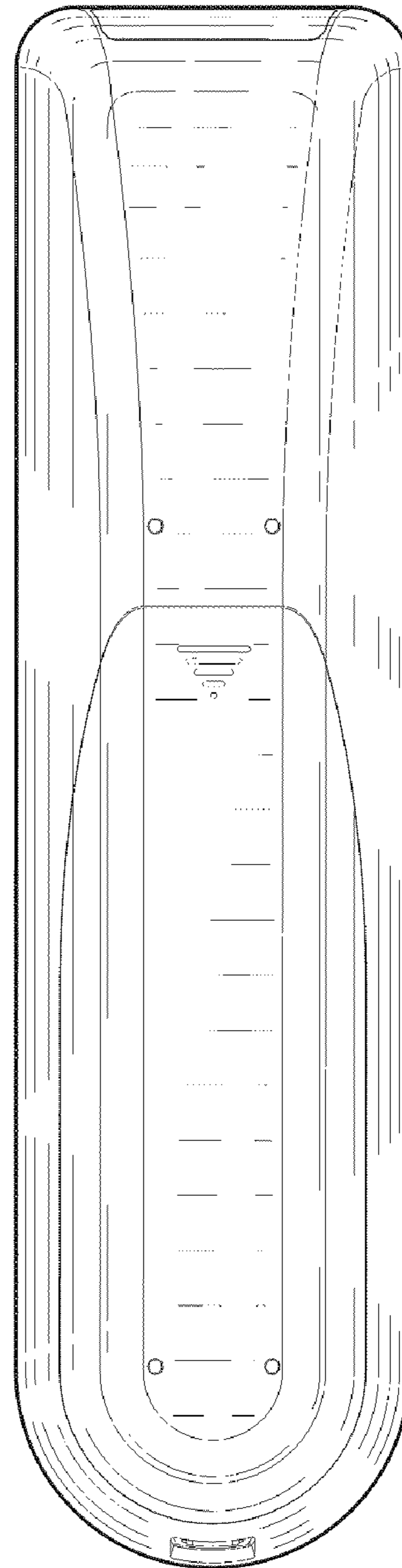


FIG. 7