



US00D630185S

(12) **United States Design Patent**  
**Tomono et al.**

(10) **Patent No.:** **US D630,185 S**  
(45) **Date of Patent:** **\*\* Jan. 4, 2011**

(54) **DIGITAL AUDIO DISK PLAYER WITH TUNER AND AMPLIFIER**

JP S-1367461 8/2009

**OTHER PUBLICATIONS**

(75) Inventors: **Mizuki Tomono**, Meguro (JP);  
**Takahiro Kuramoto**, Meguro (JP)

Excerpts from "Carrozzeria" catalogue, published by Pioneer in Feb. 2006 (3pgs).

(73) Assignee: **Pioneer Kabushiki Kaisha**, Tokyo (JP)

Excerpts from "Carrozzeria" catalogue, published by Pioneer in Jan. 2009 (2pgs).

(\*\*) Term: **14 Years**

Excerpts from "Carrozzeria" catalogue, published by Pioneer in Jan. 2007 (1 pg).

(21) Appl. No.: **29/357,380**

Excerpts from "Carrozzeria" catalogue, published by Pioneer in May. 2009 (1 pg).

(22) Filed: **Mar. 11, 2010**

Excerpts from "Carrozzeria" catalogue, published by Pioneer in Jan. 2008 (1pg).

(30) **Foreign Application Priority Data**

Excerpts from "Carrozzeria" catalogue, published by Pioneer in May 2007 (2pgs).

Nov. 13, 2009 (JP) ..... 2009-026675

\* cited by examiner

(51) **LOC (9) Cl.** ..... **14-01**

*Primary Examiner*—Nanda Bondade

(52) **U.S. Cl.** ..... **D14/157**

(74) *Attorney, Agent, or Firm*—Oliff & Berridge, PLC

(58) **Field of Classification Search** ..... D14/496,  
D14/498–505, 132, 137, 157, 168, 188, 197–198,  
D14/257–258; 360/99.02, 99.07; 369/75.11,  
369/75.21, 77.11, 77.21; 720/601, 612, 619,  
720/649, 655; 455/344, 347–351; D10/65;  
345/156

(57) **CLAIM**

See application file for complete search history.

The ornamental design for a digital audio disk player with tuner and amplifier, as shown and described.

(56) **References Cited**

**DESCRIPTION**

**U.S. PATENT DOCUMENTS**

FIG. 1 is a perspective view of a digital audio disk player with tuner and amplifier;

D547,308 S \* 7/2007 Aihara ..... D14/258  
D559,228 S \* 1/2008 Iwamoto ..... D14/157  
D565,559 S \* 4/2008 Aihara ..... D14/258  
D572,219 S \* 7/2008 Shimizu ..... D14/500  
D593,133 S \* 5/2009 Yamamoto ..... D14/505

FIG. 2 is another perspective view thereof where a display portion is configured for insertion of a disk;

FIG. 3 is a front view thereof;

**FOREIGN PATENT DOCUMENTS**

JP S-1289995 12/2006  
JP S-1333689 6/2008  
JP S-1367441 8/2009  
JP S-1367443 8/2009

FIG. 4 is a rear view thereof;

FIG. 5 is a left-side view thereof;


FIG. 6 is a right-side view thereof;

FIG. 7 is a top plan view thereof; and,

FIG. 8 is a bottom plan view thereof.

The broken lines depict environmental subject matter only and form no part of the claimed design.

**1 Claim, 6 Drawing Sheets**






FIG. 1

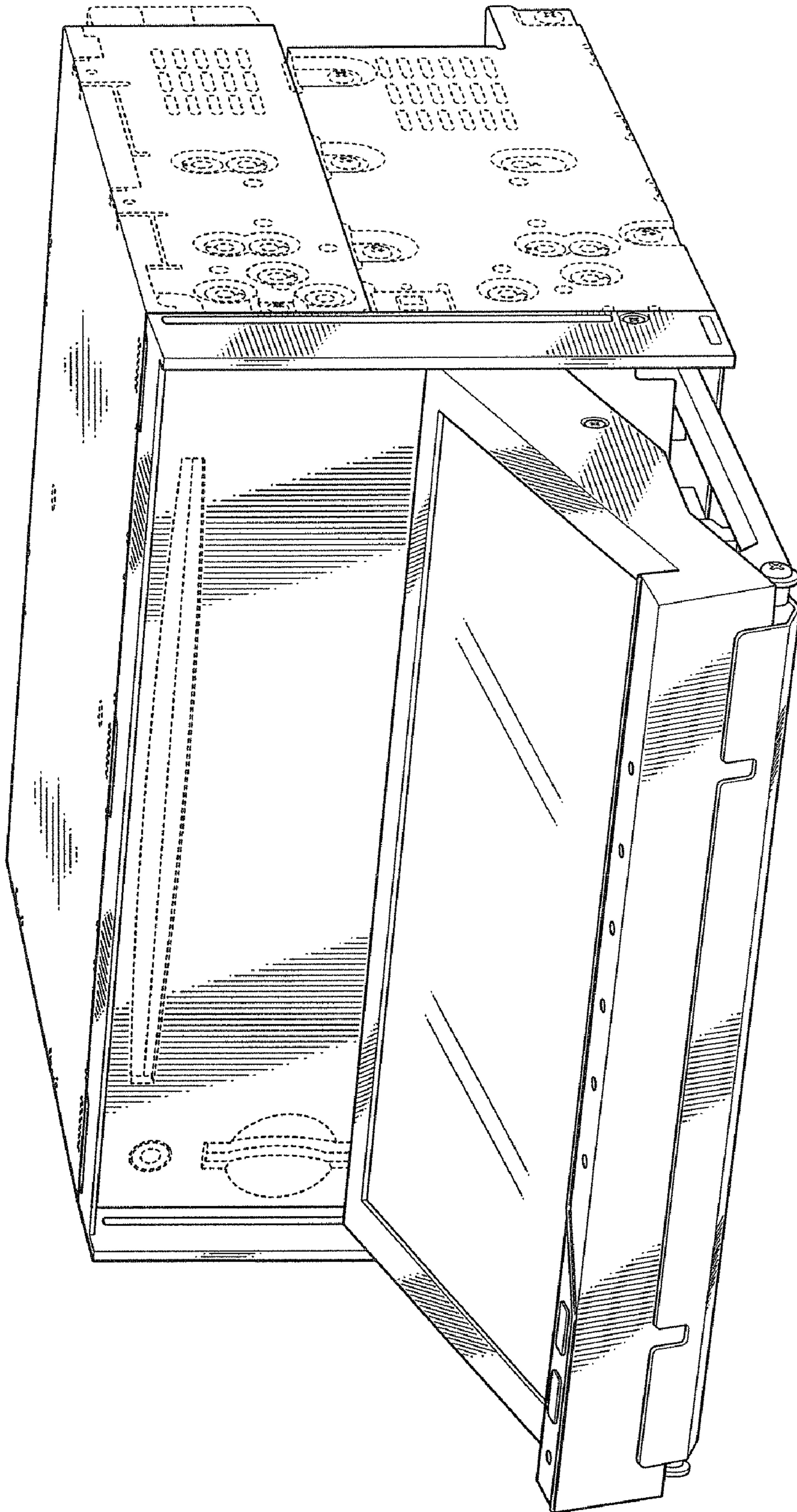


FIG. 2



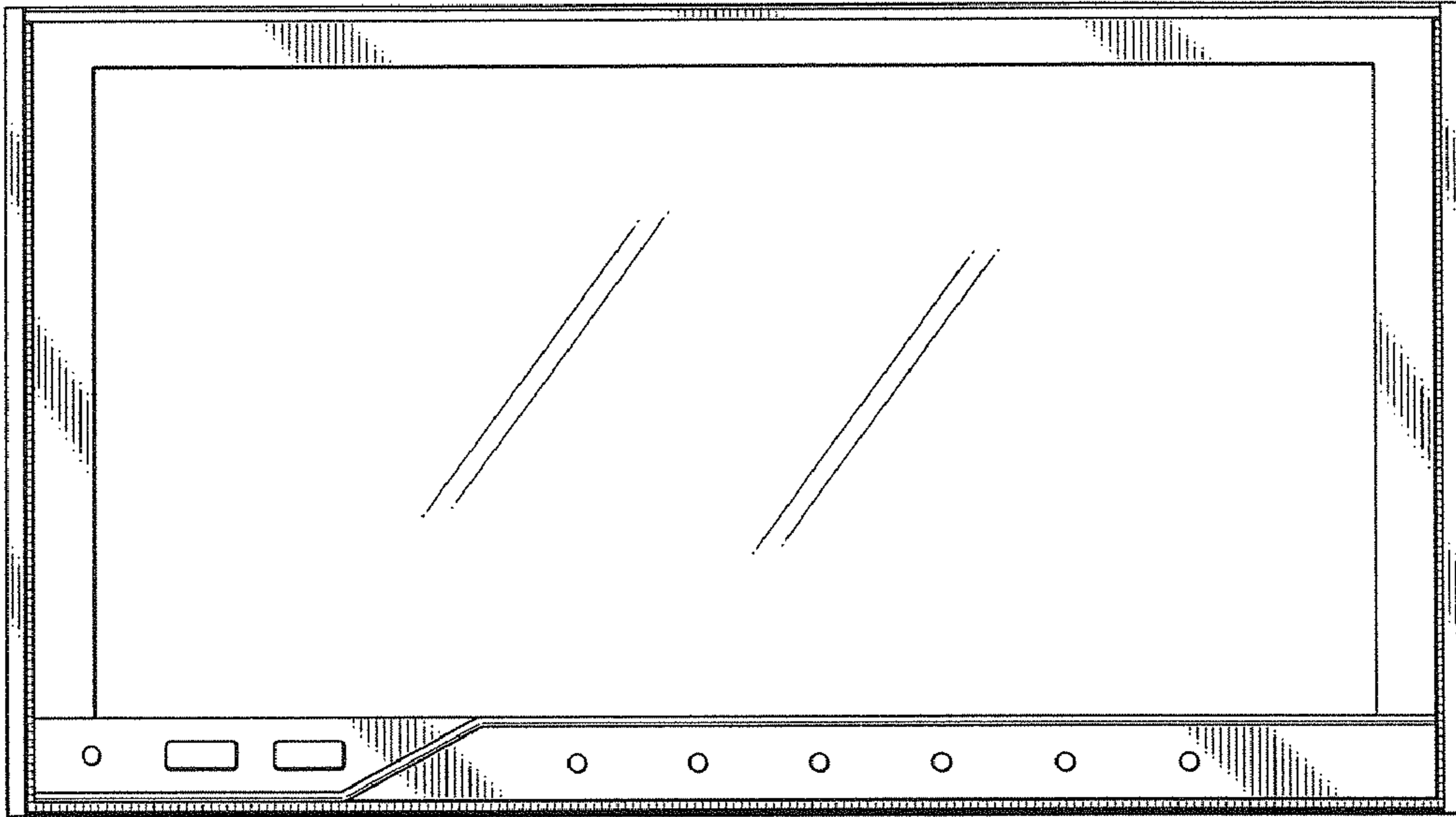


FIG. 3

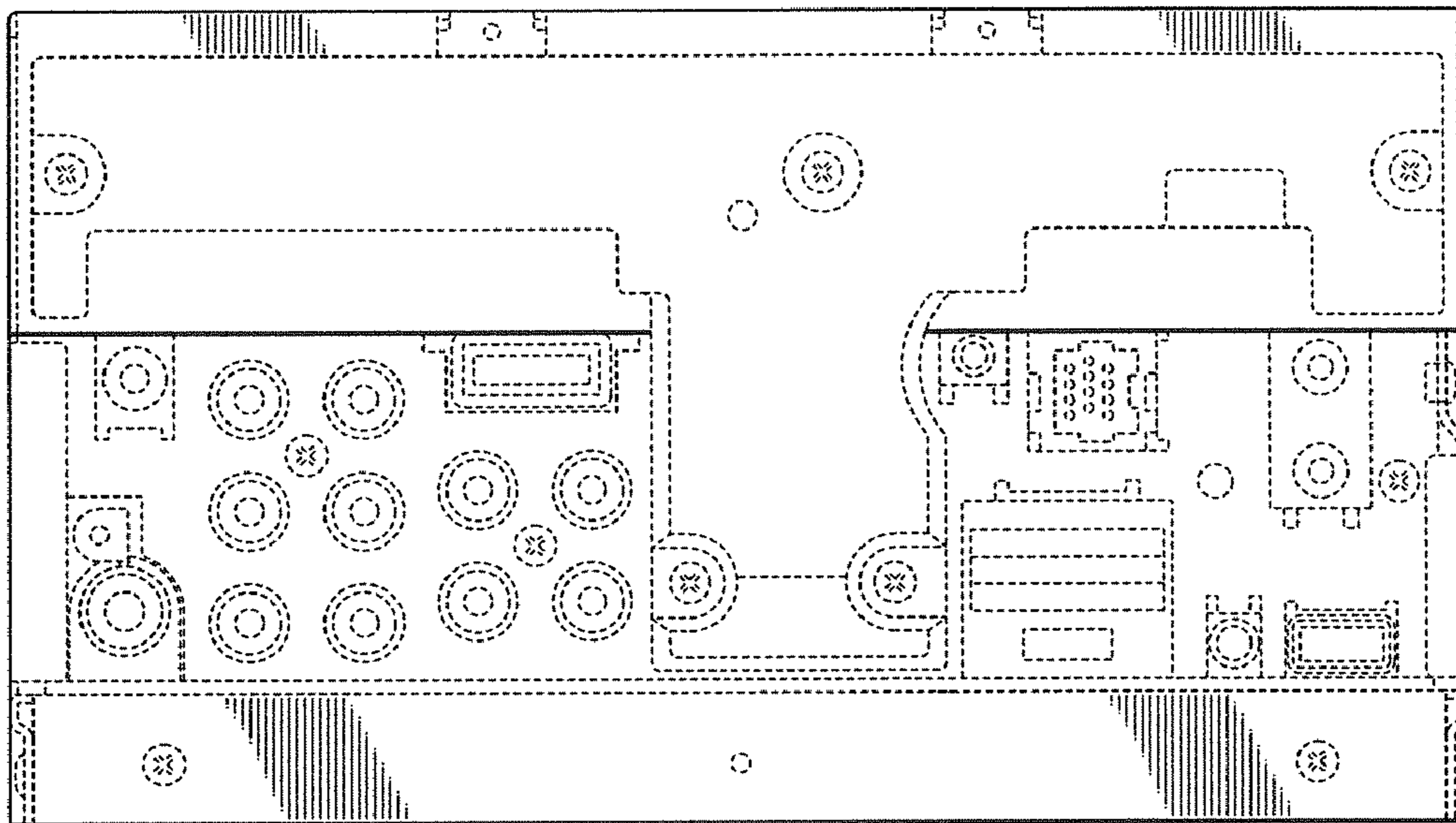


FIG. 4

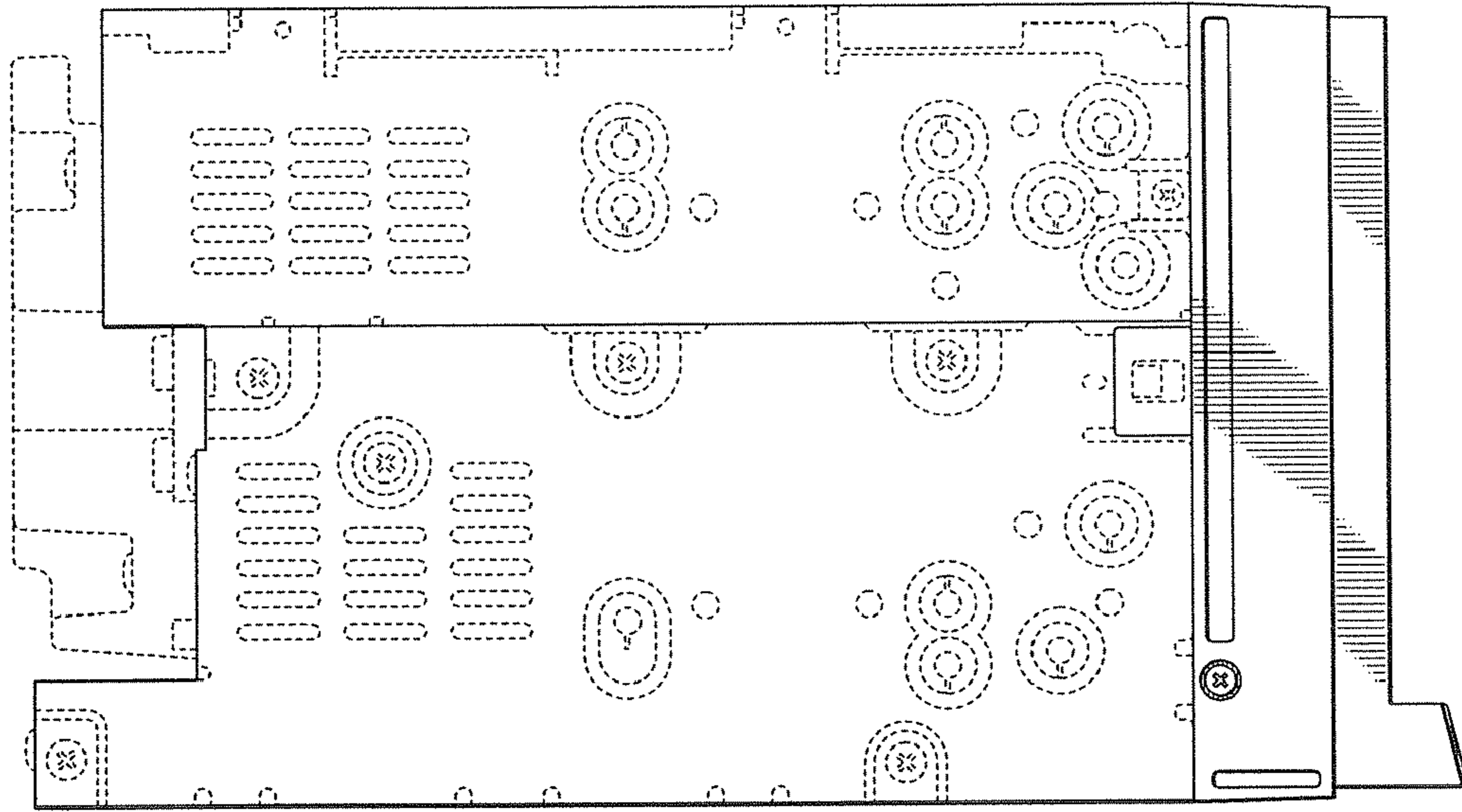


FIG. 5

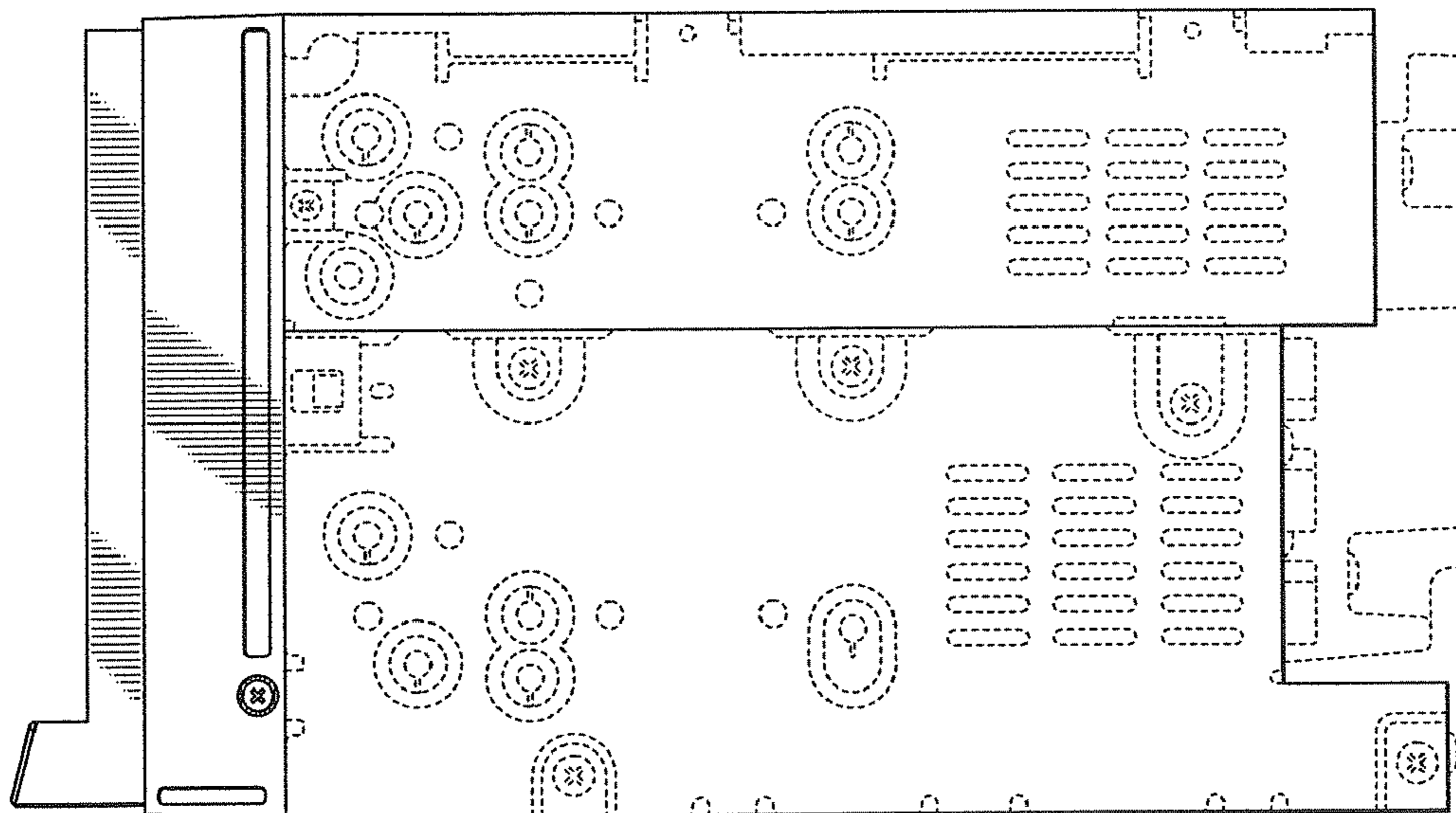


FIG. 6

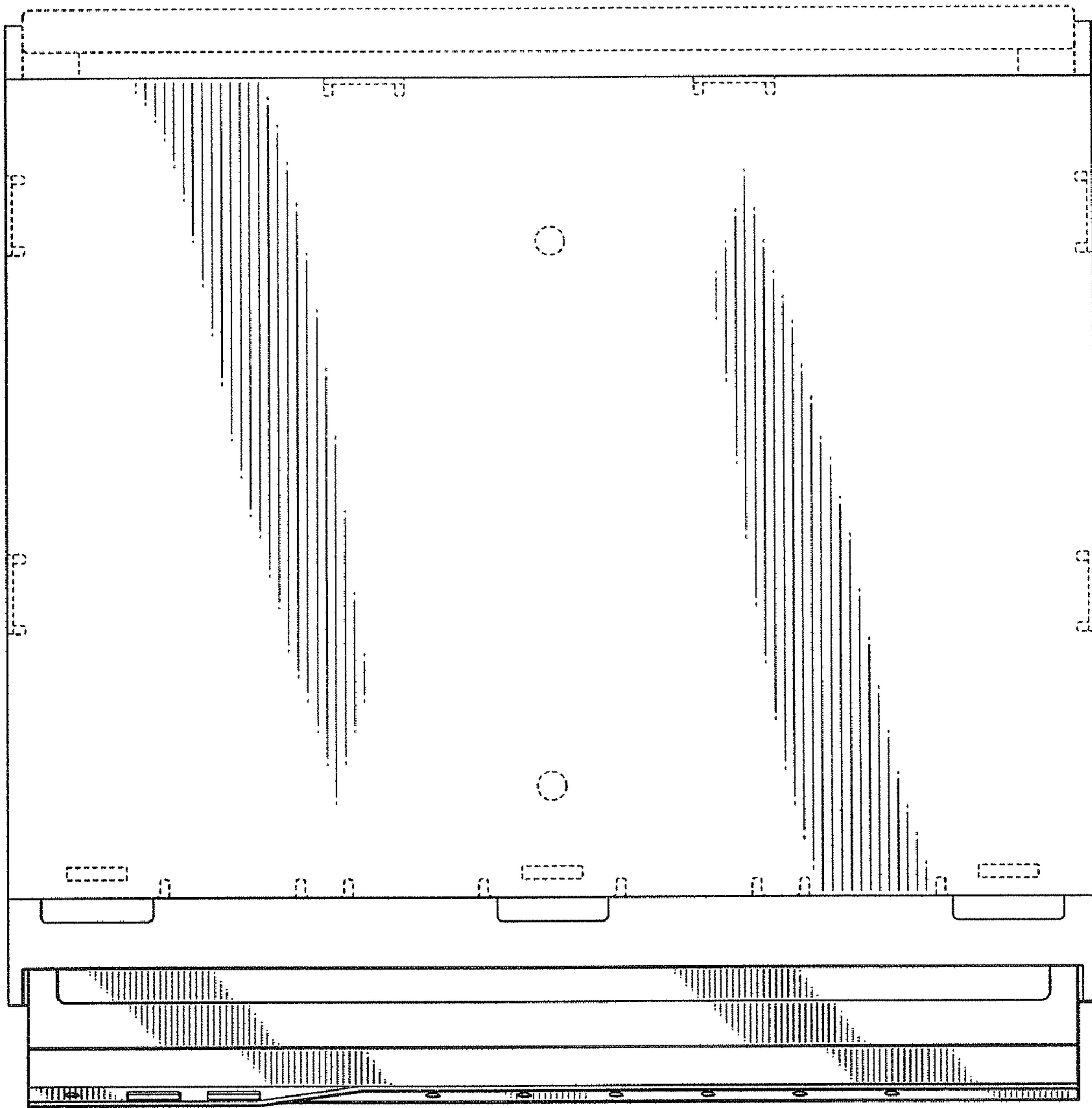


FIG. 7



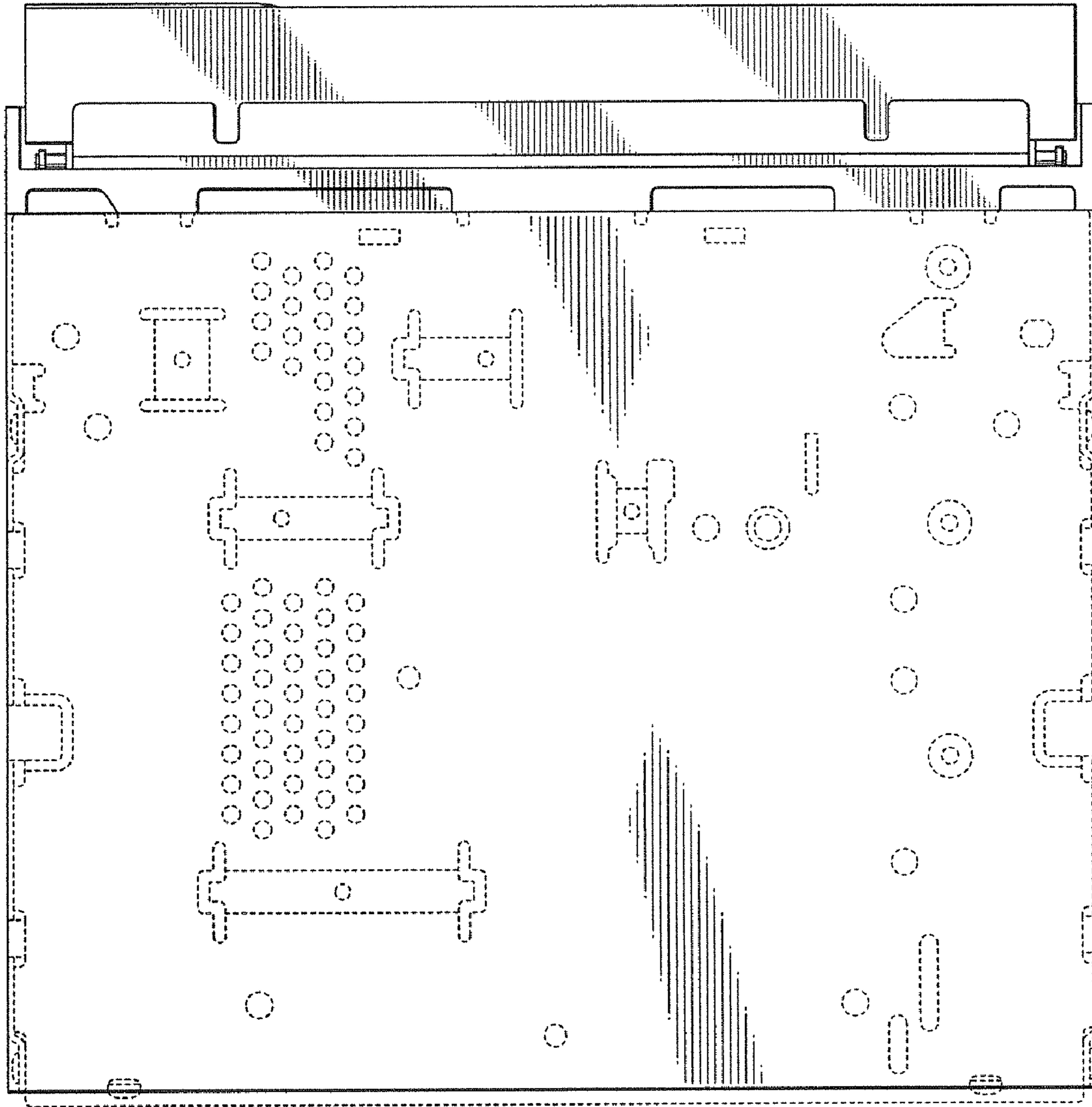


FIG. 8