



US00D630165S

(12) **United States Design Patent**
Blain

(10) **Patent No.:** **US D630,165 S**

(45) **Date of Patent:** **** *Jan. 4, 2011**

(54) **ELECTRIC VEHICLE RECHARGE STATION**

D613,683 S * 4/2010 Baxter et al. D13/107
2008/0203973 A1 8/2008 Gale et al.

(76) Inventor: **James David Blain**, 740 Lake Shore La.,
Northville, MI (US) 48167

FOREIGN PATENT DOCUMENTS

WO WO2007141543 A2 12/2007

(*) Notice: This patent is subject to a terminal disclaimer.

OTHER PUBLICATIONS

(**) Term: **14 Years**

The chargepoint network info@gptechnology.com copyright 2009
Green Power Technology, LLC.
RFID Journal.
Coulomb's Electric Vehicle Charging Stations Are Live in San Jose,
Posted Jan. 6th, 2009 at 7:46 am.

(21) Appl. No.: **29/344,706**

(22) Filed: **Oct. 2, 2009**

* cited by examiner

(51) **LOC (9) Cl.** **13-03**

(52) **U.S. Cl.** **D13/123**

(58) **Field of Classification Search** D13/107,
D13/110, 123, 124, 133, 139.5, 146, 147,
D13/154, 159, 162, 184; D14/251, 253,
D14/432, 434; 320/107-115

Primary Examiner—Daniel D Bui
Assistant Examiner—Thomas J Johannes
(74) *Attorney, Agent, or Firm*—Young Basile

See application file for complete search history.

(57) **CLAIM**

The ornamental design for an electric vehicle recharge station, as shown and described.

(56) **References Cited**

U.S. PATENT DOCUMENTS

4,289,226 A	9/1981	Wilkinson	
D290,599 S *	6/1987	Wyatt	D13/139.5
D299,821 S *	2/1989	Dively	D13/139.5
D307,580 S *	5/1990	Reali	D13/152
5,263,565 A	11/1993	Wilkinson	
5,297,664 A	3/1994	Tseng et al.	
5,327,066 A	7/1994	Smith	
5,461,299 A *	10/1995	Bruni	320/108
5,812,643 A	9/1998	Schelberg, Jr. et al.	
6,114,883 A	9/2000	Langston et al.	
6,225,776 B1	5/2001	Chai	
6,314,169 B1	11/2001	Schelberg, Jr. et al.	
6,721,400 B2	4/2004	Schelberg, Jr. et al.	
7,256,516 B2	8/2007	Buchanan et al.	
D597,937 S *	8/2009	Haw et al.	D13/107
D608,731 S *	1/2010	Amit	D13/107
D608,733 S *	1/2010	Smith	D13/107
D608,734 S *	1/2010	Smith	D13/107

DESCRIPTION

FIG. 1 is a front elevational view of an electric vehicle recharge station showing my new design;

FIG. 2 is a rear elevational view thereof;

FIG. 3 is a left-side elevational view thereof;

FIG. 4 is a right-side elevational view thereof;


FIG. 5 is a top plan view thereof, shown enlarged for clarity of detail;

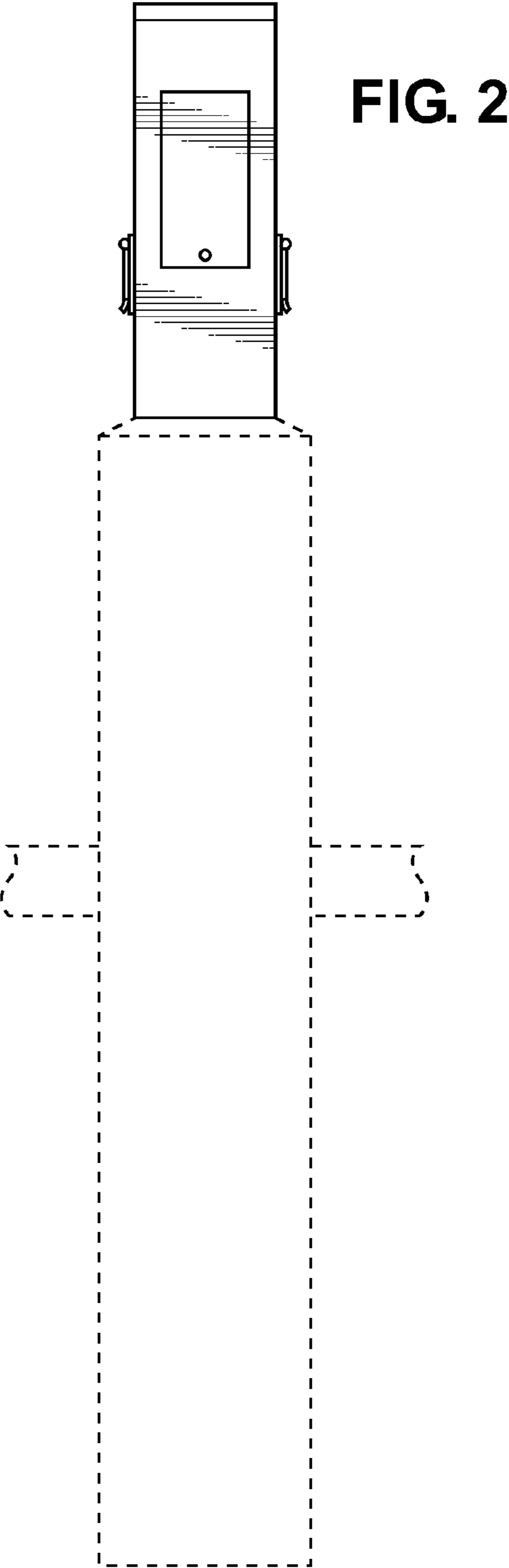
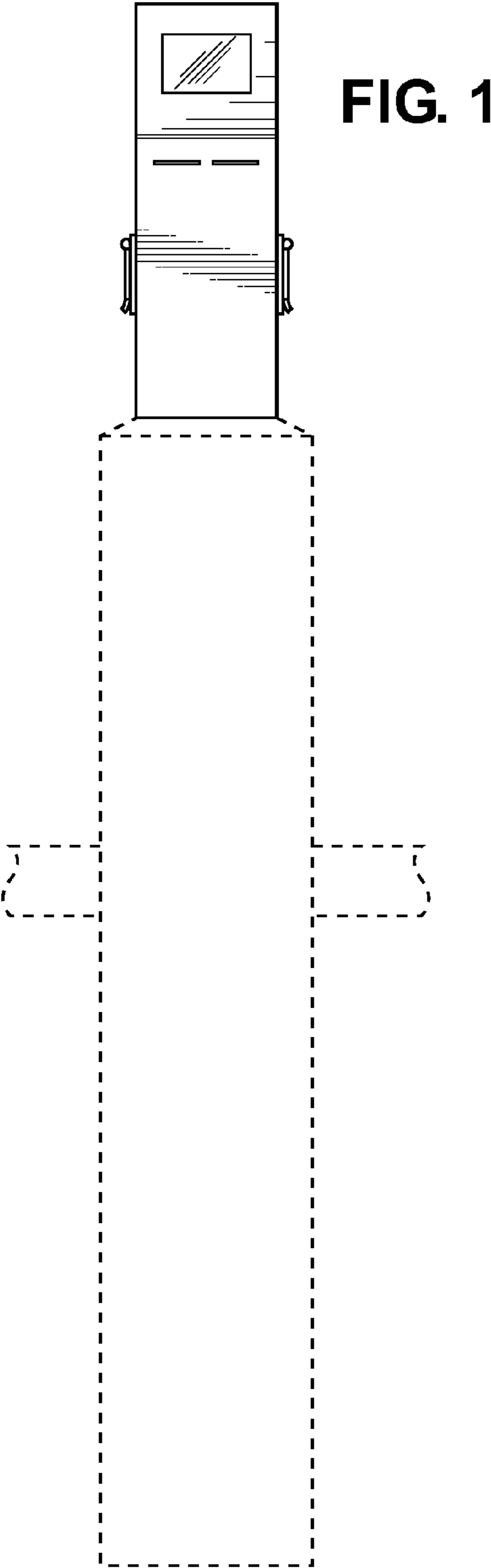
FIG. 6 is a bottom plan view thereof, shown enlarged for clarity of detail; and,

FIG. 7. is a perspective view thereof.

The broken line portion of the figure drawings is included to show unclaimed subject matter and environmental detail only and forms no part of the claimed design.

1 Claim, 4 Drawing Sheets





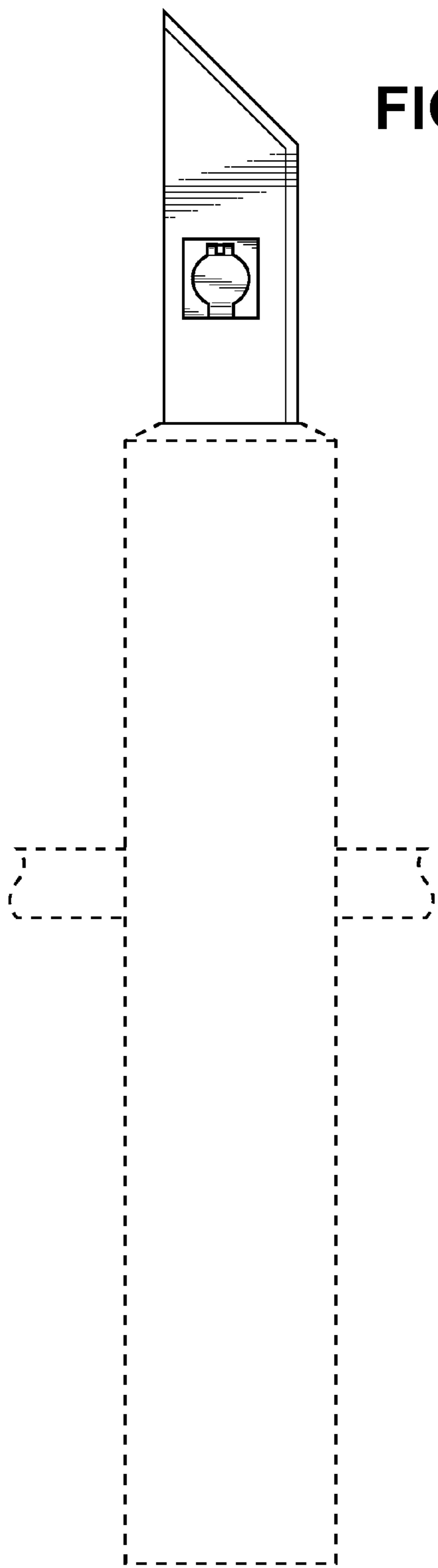


FIG. 3

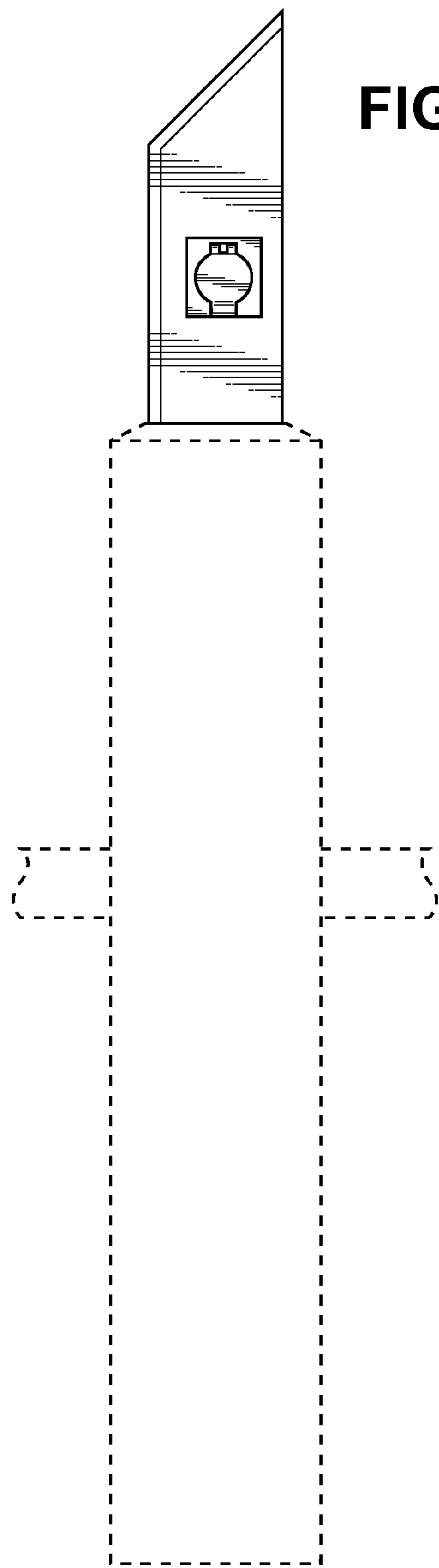


FIG. 4

FIG. 5

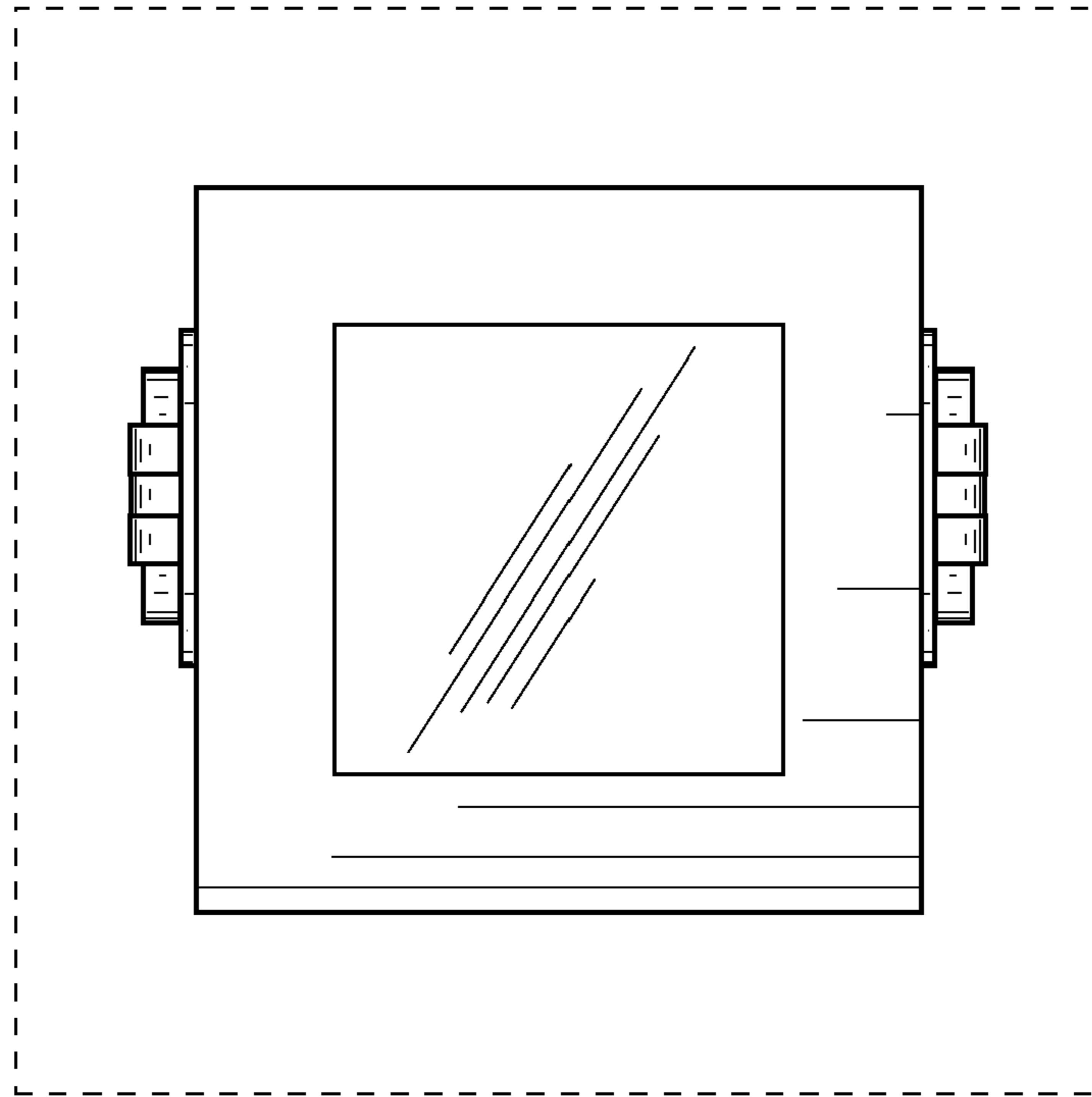
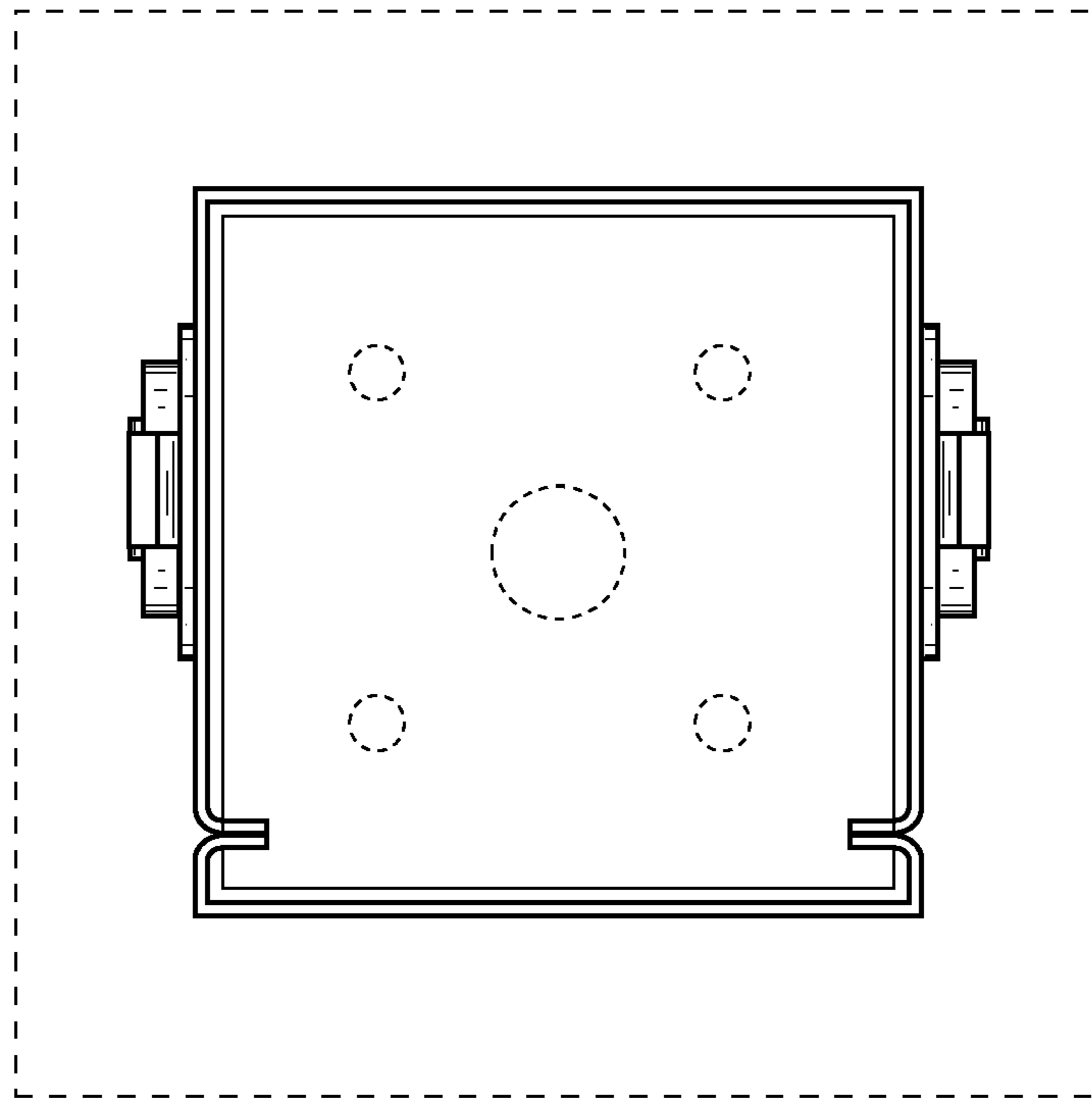


FIG. 6






FIG. 7