



US00D630163S

(12) **United States Design Patent**
Yeh

(10) **Patent No.:** **US D630,163 S**

(45) **Date of Patent:** **** Jan. 4, 2011**

(54) **WIRELESS CHARGER**

(76) Inventor: **Ming-Hsiang Yeh**, 14F, No. 375,
Nan-Gang District, Fu De Street, Taipei
City (TW)

(**) Term: **14 Years**

(21) Appl. No.: **29/347,779**

(22) Filed: **Jun. 2, 2010**

(51) **LOC (9) Cl.** **13-02**

(52) **U.S. Cl.** **D13/108**

(58) **Field of Classification Search** D13/107-110,
D13/118-119, 184; D14/251, 253, 432,
D14/434, 435.1; 320/107-115

See application file for complete search history.

(56) **References Cited**

U.S. PATENT DOCUMENTS

D336,287 S *	6/1993	Mizusugi et al.	D14/434
D396,454 S *	7/1998	Shima et al.	D14/434
D412,319 S *	7/1999	Lee et al.	D14/434
D415,740 S *	10/1999	Lee et al.	D14/434
D416,547 S *	11/1999	Lee et al.	D14/434
D420,651 S *	2/2000	Lee et al.	D14/434
D450,707 S *	11/2001	Francavilla et al.	D14/434
D489,321 S *	5/2004	Krieger et al.	D13/108
D571,789 S *	6/2008	Tanaka	D14/217

D611,899 S *	3/2010	Yang	D13/108
D616,890 S *	6/2010	Lewandowski et al.	D14/434
D623,133 S *	9/2010	Nomi et al.	D13/108

* cited by examiner

Primary Examiner—Rosemary K Tarca
(74) *Attorney, Agent, or Firm*—Bacon & Thomas, PLLC

(57) **CLAIM**

The ornamental design for a wireless charger, as shown and described.

DESCRIPTION

FIG. 1 is a perspective view of a wireless charger of the new design;

FIG. 2 is a front elevation view thereof;

FIG. 3 is a rear elevation view thereof;

FIG. 4 is a left side elevation view thereof;

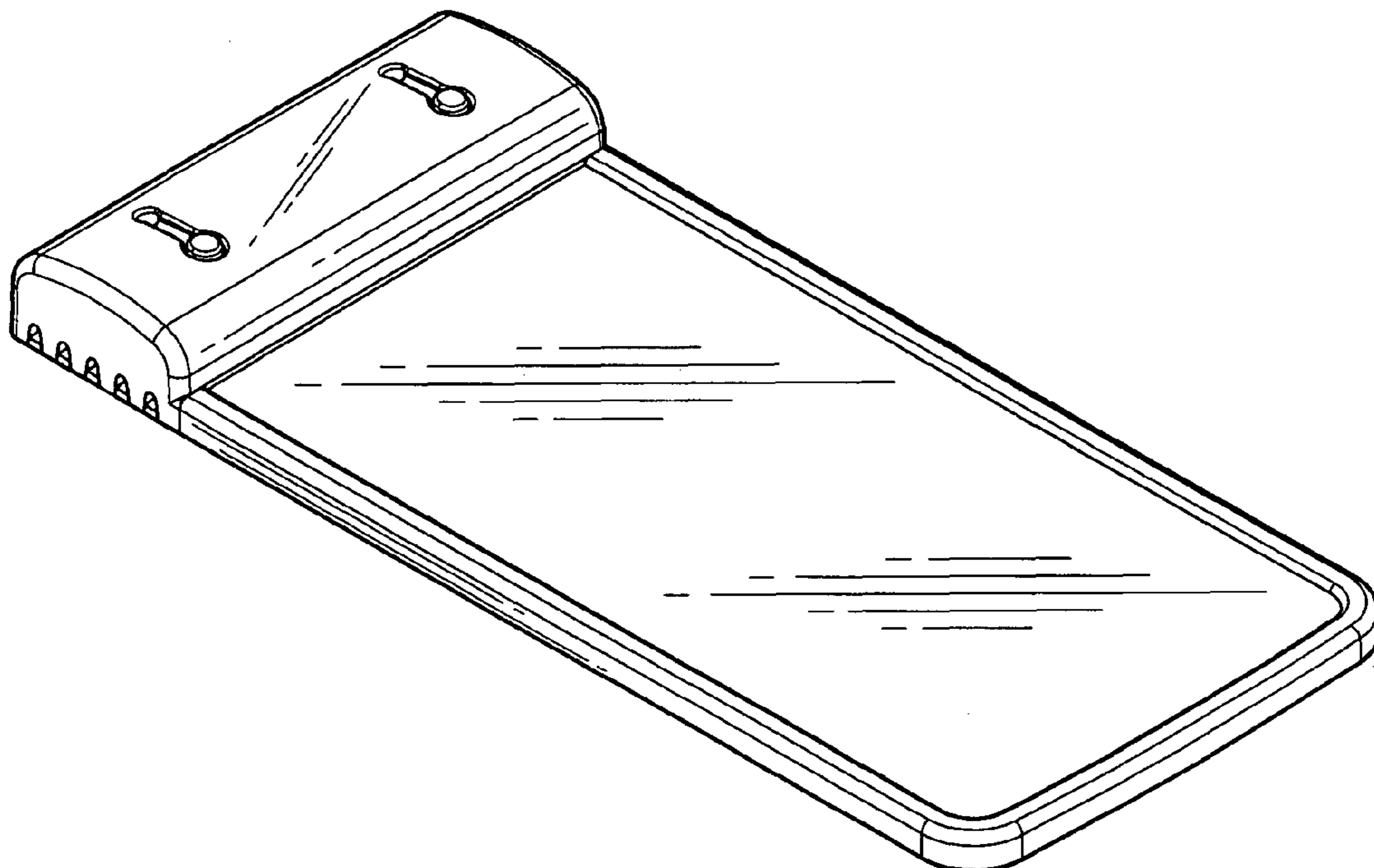
FIG. 5 is a right side elevation view thereof;

FIG. 6 is a top plan view thereof; and,

FIG. 7 is a bottom plan view thereof.

The broken lines shown in the drawings are included for the purpose of illustrating unclaimed portions of the wireless charger and form no part of the claimed design.

1 Claim, 5 Drawing Sheets



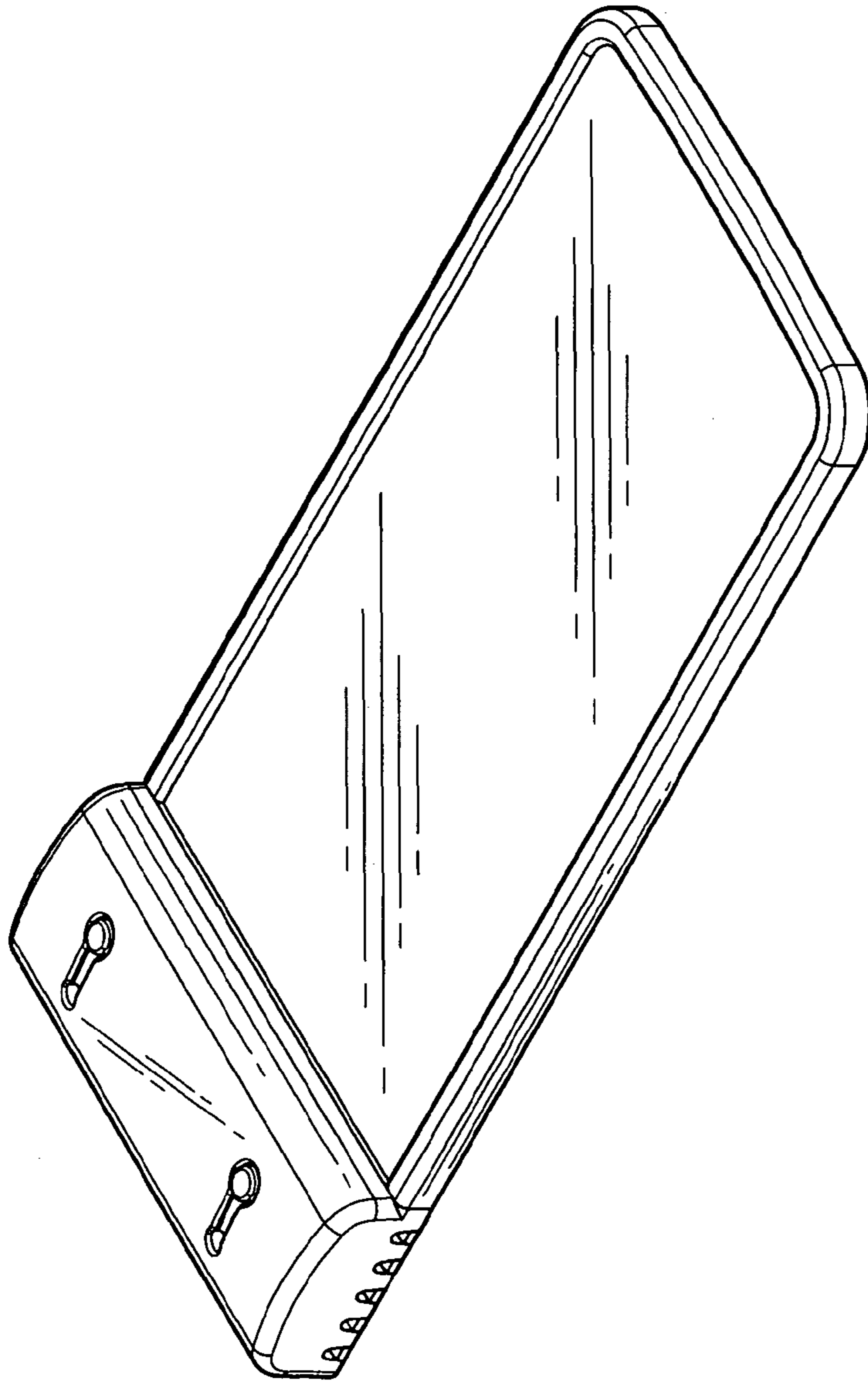


FIG. 1




FIG. 2




FIG. 3




FIG. 4




FIG. 5

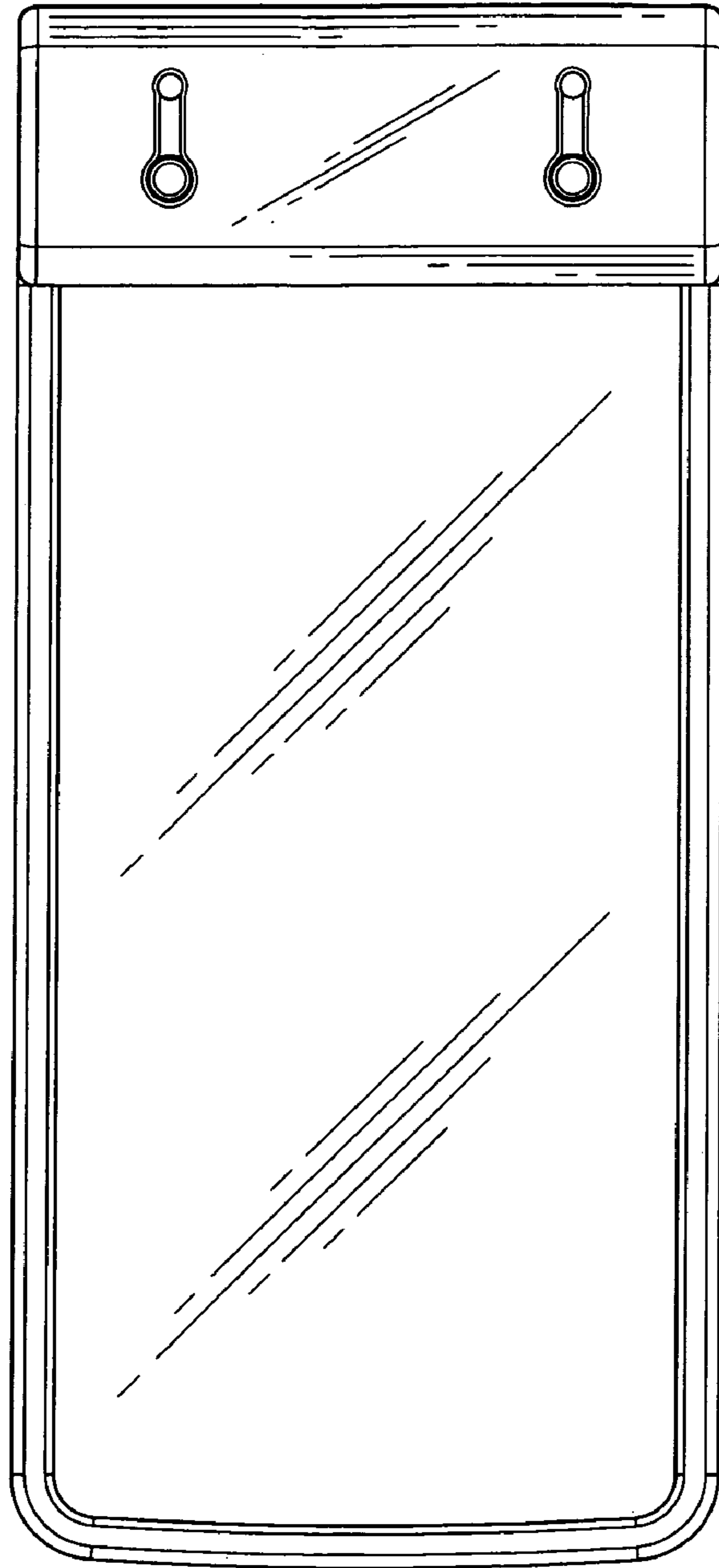


FIG. 6

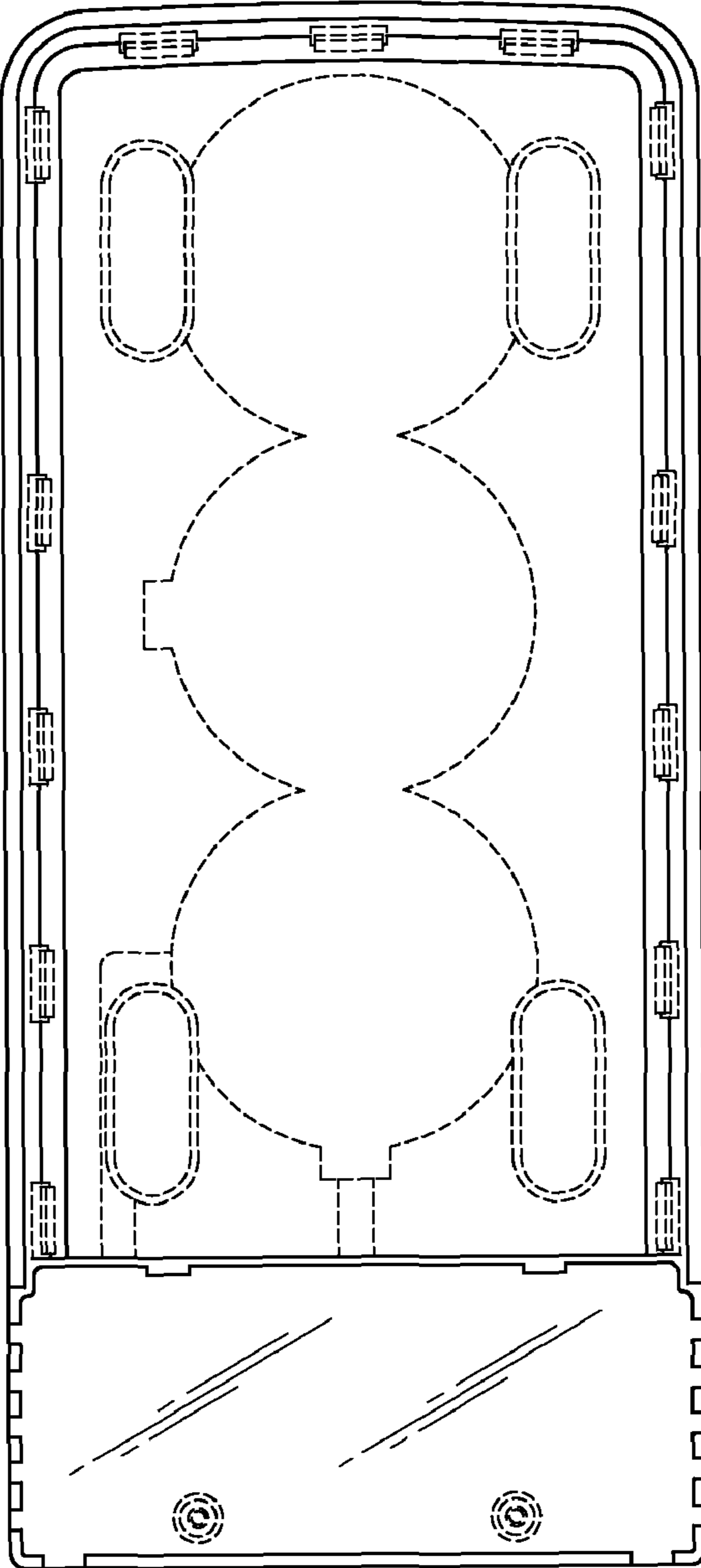


FIG. 7