



US00D630159S

(12) **United States Design Patent**
Saint-Jalmes et al.

(10) **Patent No.:** **US D630,159 S**
(45) **Date of Patent:** **** Jan. 4, 2011**

(54) **AIRCRAFT FURNITURE**

(75) Inventors: **Bruno Saint-Jalmes**, Toulouse (FR);
Jason Zaneboni, Blagnac (FR);
Bernard Rumeau, Cornebarrieu (FR)

(73) Assignee: **Airbus SAS**, Blagnac Cedex (FR)

(**) Term: **14 Years**

(21) Appl. No.: **29/354,232**

(22) Filed: **Jan. 21, 2010**

Related U.S. Application Data

(62) Division of application No. 29/281,157, filed on Jun. 15, 2007, now Pat. No. Des. 611,401.

(51) **LOC (9) Cl.** **12-07**

(52) **U.S. Cl.** **D12/425**; D12/345; D12/415;
D6/396; D6/449

(58) **Field of Classification Search** D12/317–319,
D12/345, 400, 415, 419, 423–426, 426.1;
244/117 R, 119; D6/396, 432, 439, 440,
D6/436, 448–449, 475–476
See application file for complete search history.

(56) **References Cited**

U.S. PATENT DOCUMENTS

- D235,082 S * 5/1975 Weaver D12/421
- D252,540 S * 8/1979 Murphy D12/419
- D304,263 S 10/1989 Mull
- D339,682 S * 9/1993 Phelps D3/296
- D375,480 S * 11/1996 Smith D12/419
- 6,189,851 B1 * 2/2001 Ozark et al. 248/311.2
- D450,651 S 11/2001 Walterscheid et al.
- D453,138 S 1/2002 Walterscheid et al.
- D459,636 S * 7/2002 Krieger et al. D7/605
- 6,422,440 B1 7/2002 Stone
- D478,102 S 8/2003 Utsugi
- D478,860 S 8/2003 Young
- D484,843 S 1/2004 Wyszogrod
- D589,870 S 4/2009 Saint-Jalmes et al.

- D591,665 S 5/2009 Saint-Jalmes et al.
- D602,702 S 10/2009 Saint-Jalmes et al.
- D608,722 S 1/2010 Saint-Jalmes et al.
- D611,401 S 3/2010 Saint-Jalmes et al.

OTHER PUBLICATIONS

U.S. Appl. No. 29/354,231, filed Jan. 21, 2010; Title: Aircraft Furniture.

* cited by examiner

Primary Examiner—Carol Rademaker

Assistant Examiner—Dana L Sipos

(74) *Attorney, Agent, or Firm*—Osler, Hoskin & Harcourt LLP

(57) **CLAIM**

The ornamental design for aircraft furniture, as shown and described.

DESCRIPTION

FIG. 1 is a top, front, left perspective view showing a piece of aircraft furniture according to our design;

FIG. 2 is a top plan view thereof;

FIG. 3 is a left side elevation view thereof;

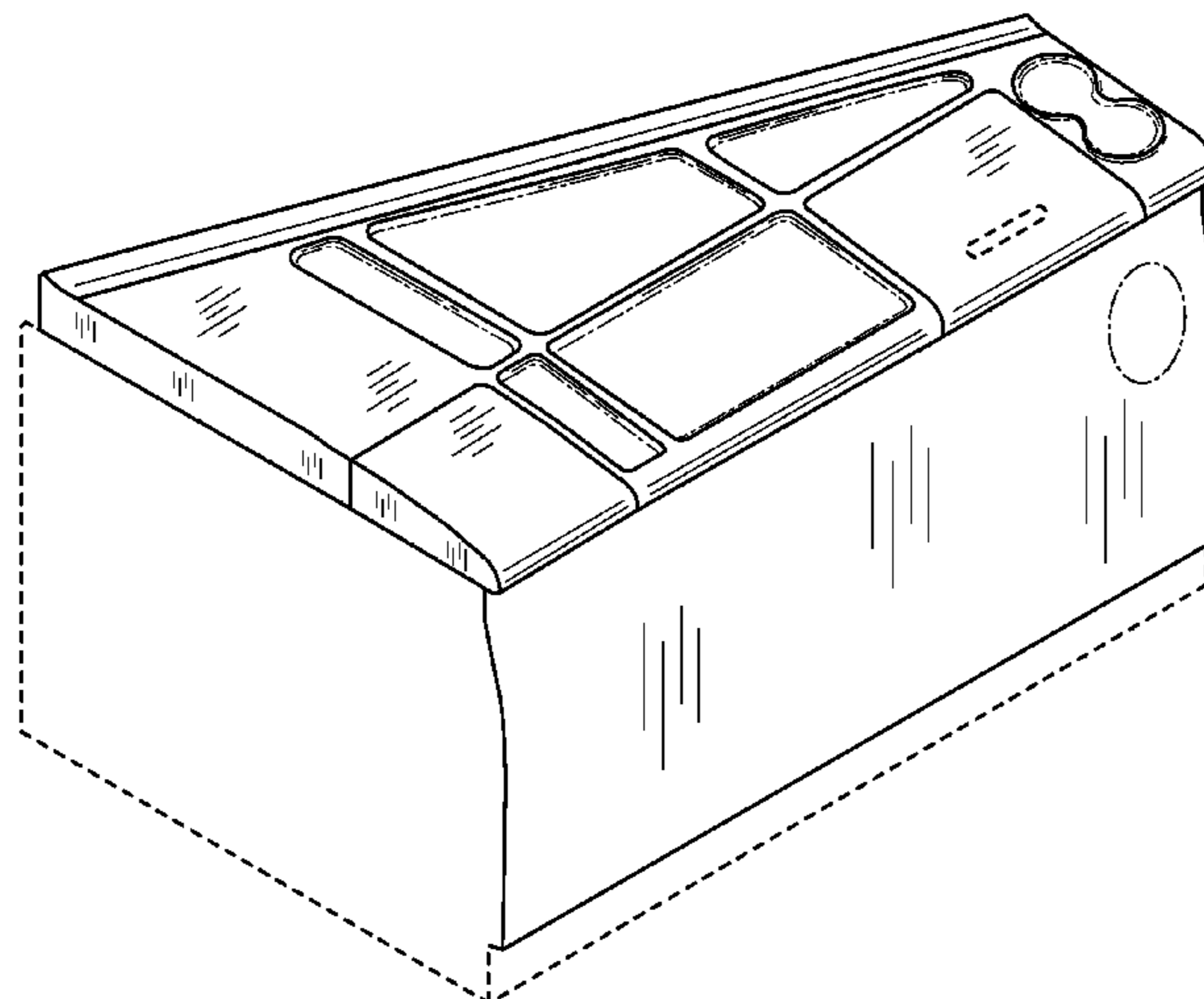
FIG. 4 is a front elevation view thereof;

FIG. 5 is a rear elevation view thereof; and,

FIG. 6 is a top, front, left perspective view of the piece of aircraft furniture of FIG. 1 shown with environmental structure, being additional elements of an aircraft cockpit shown in broken lines.

Throughout the Figures, the dashed broken lines represent environmental matter and/or unclaimed portions of the aircraft furniture and form no part of the claimed design. The dash-dot broken lines represent the boundary between claimed and unclaimed areas and form no part of the claimed design. Unshaded portions of the article and portions of the article not shown in the drawings, form no part of the claimed design.

1 Claim, 6 Drawing Sheets



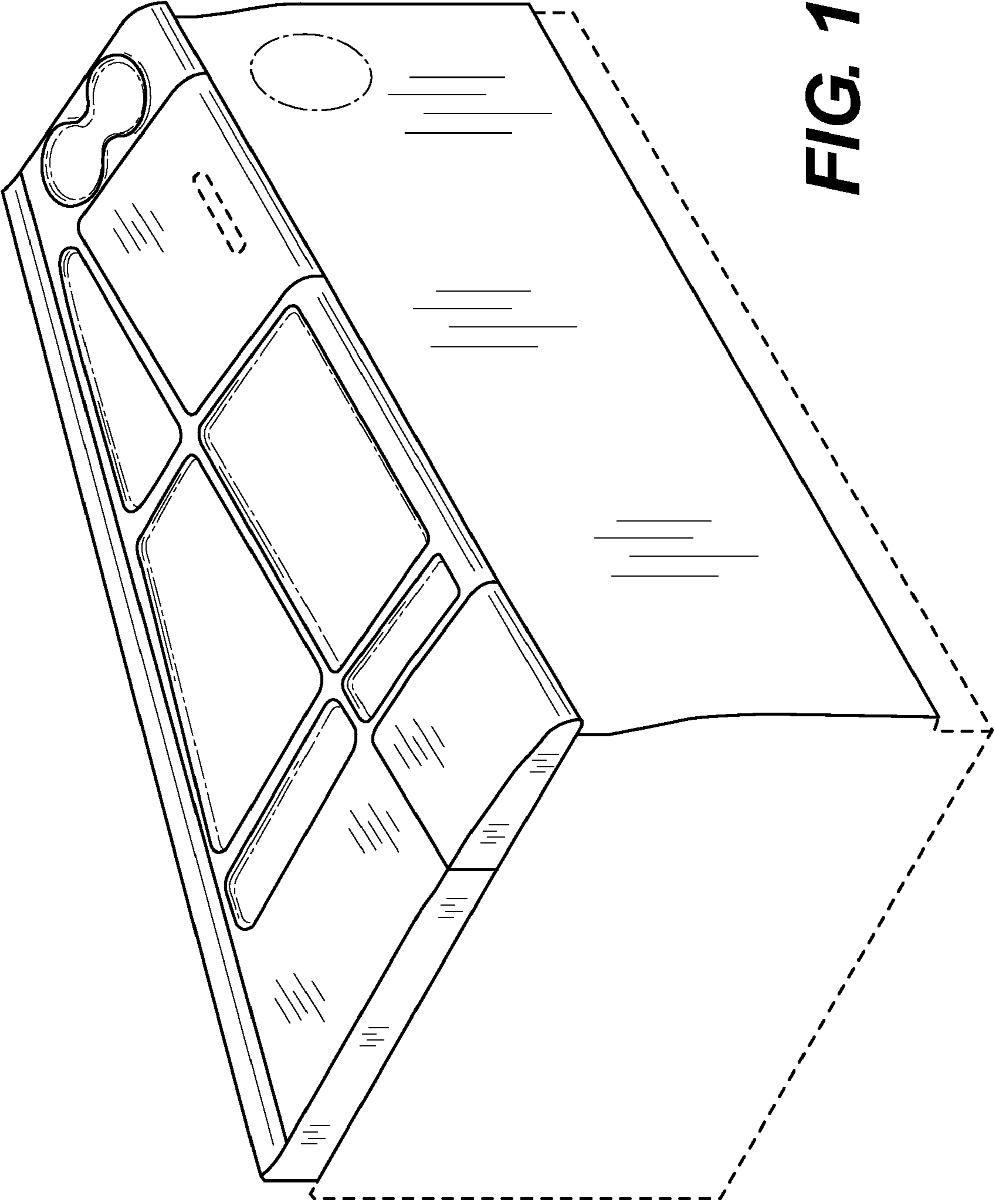


FIG. 1

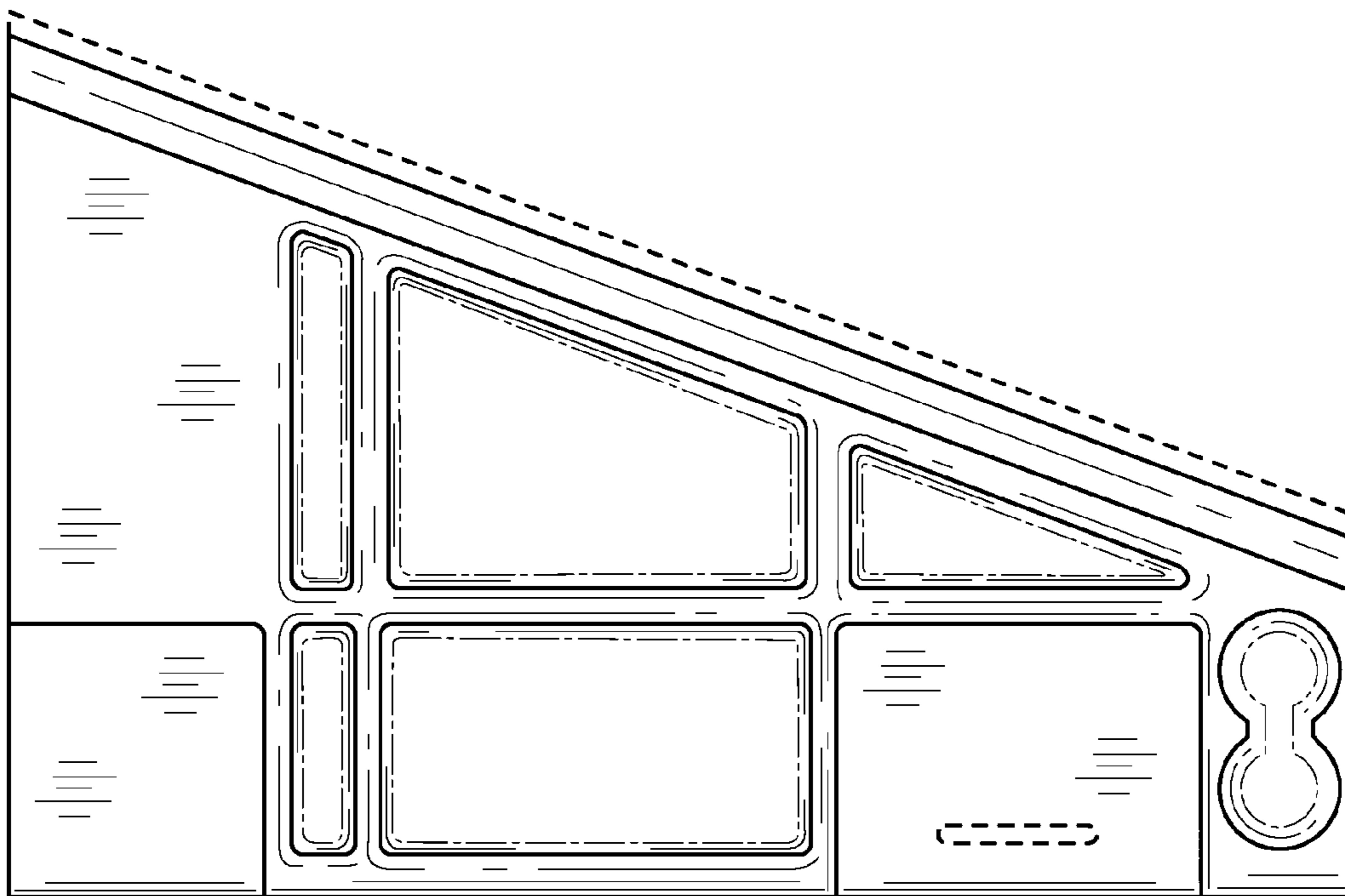


FIG. 2

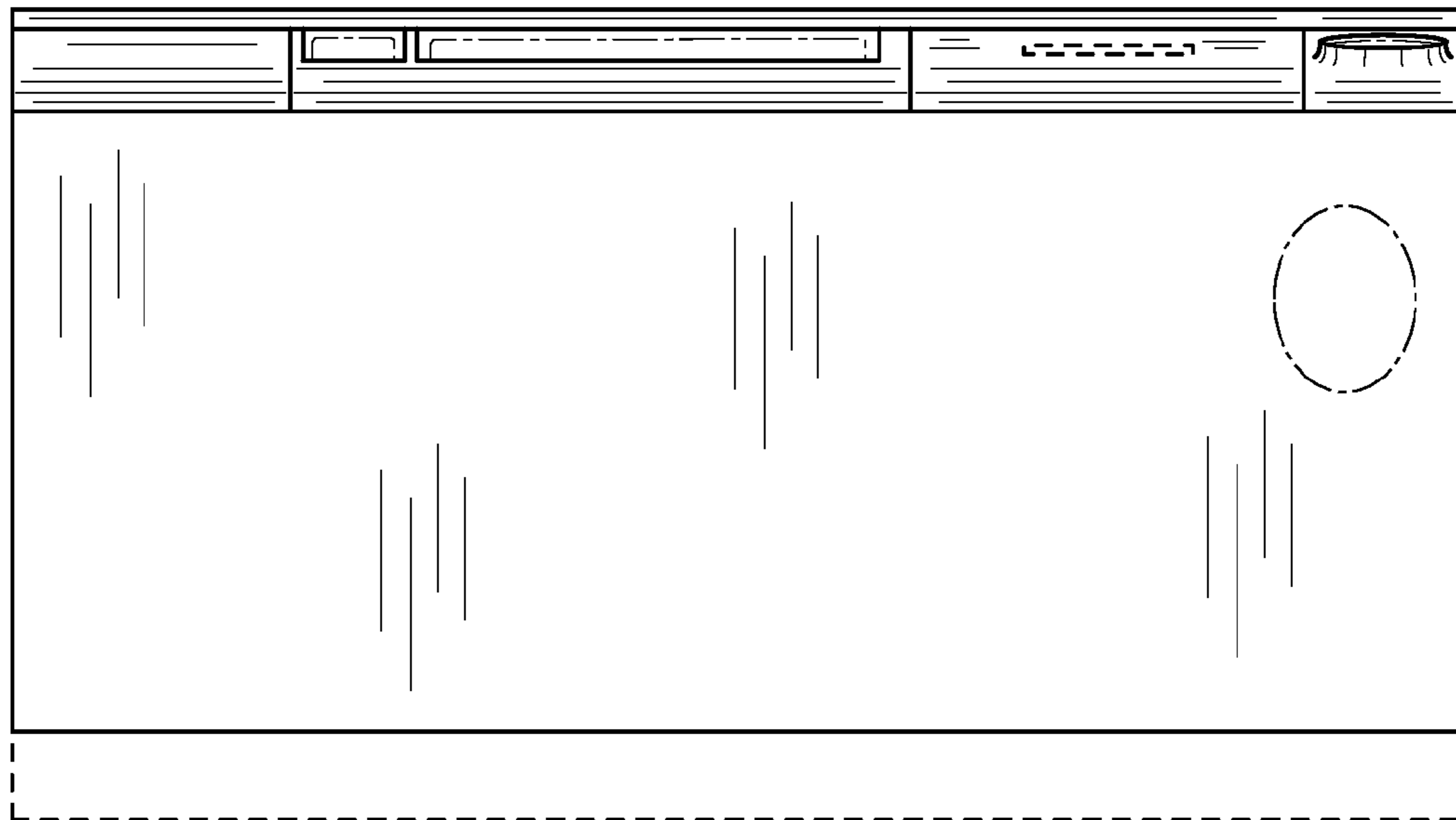


FIG. 3

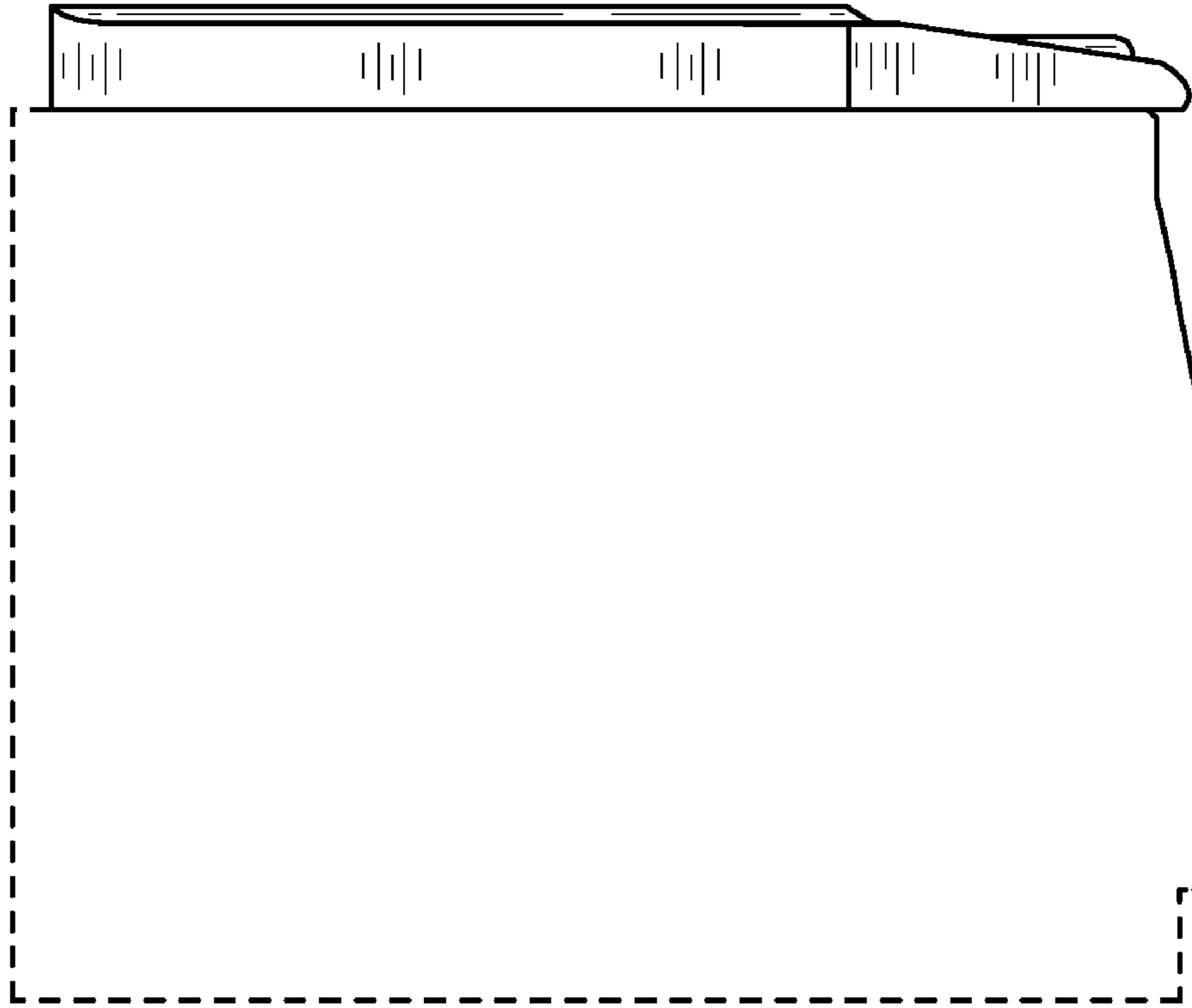


FIG. 4

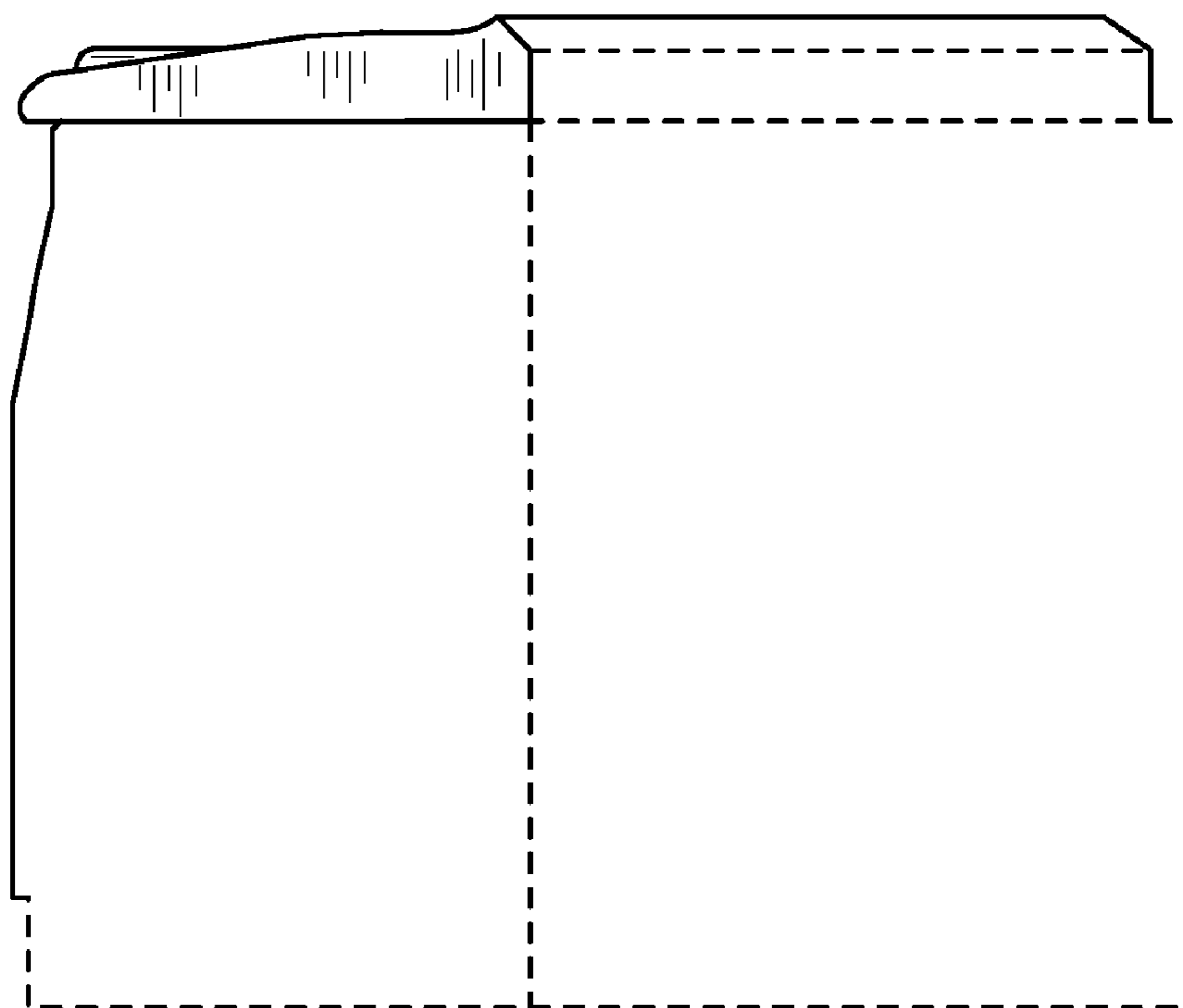


FIG. 5

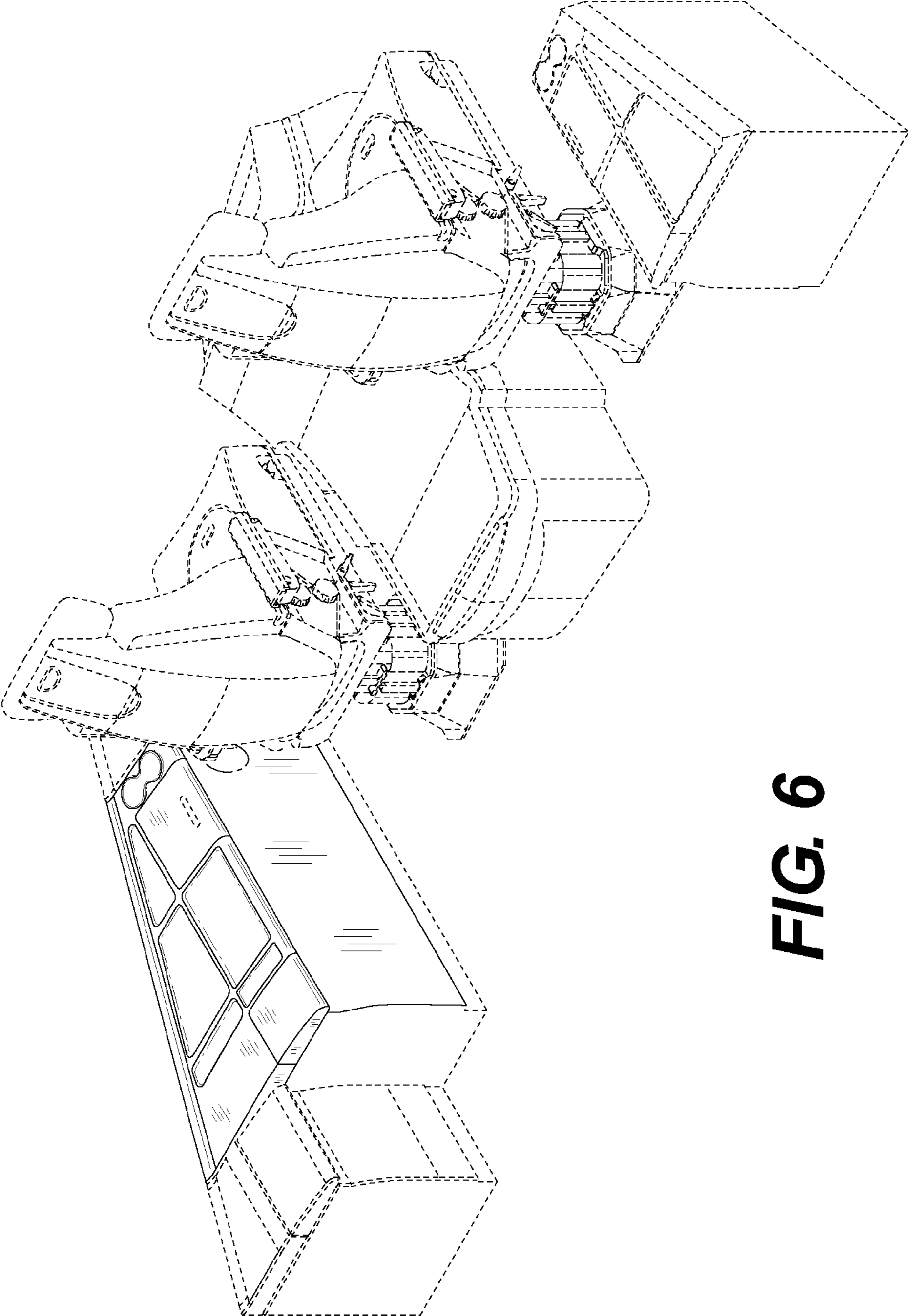


FIG. 6