

US00D630157S

(12) **United States Design Patent**
Farber

(10) **Patent No.:** **US D630,157 S**

(45) **Date of Patent:** **** *Jan. 4, 2011**

(54) **VEHICLE ROOF TOP CARGO CARRIER**

(75) Inventor: **Robert Farber**, Montreal (CA)

(73) Assignee: **Swiss Cargo Industries S.A. Inc.**, St. Jean, Quebec (CA)

(*) Notice: This patent is subject to a terminal disclaimer.

(**) Term: **14 Years**

(21) Appl. No.: **29/352,839**

(22) Filed: **Dec. 28, 2009**

(51) **LOC (9) Cl.** **12-16**

(52) **U.S. Cl.** **D12/413**

(58) **Field of Classification Search** D12/401-414,
D12/414.1, 89-93, 16, 96-100; D21/433-434,
D21/548, 552, 559, 561; D25/38, 43; D6/552,
D6/513, 567; 135/88.01, 95; 150/165-167,
150/158; 160/32, 26; 280/770; 296/136.01,
296/190.08, 190.01-190.02, 114-116, 77.1,
296/100.01-100.06, 98

See application file for complete search history.

(56) **References Cited**

U.S. PATENT DOCUMENTS

D412,881 S * 8/1999 Behringer D12/413
D515,016 S * 2/2006 Gruner D12/413
D527,337 S * 8/2006 Klein D12/413
D543,929 S * 6/2007 D'Andrea et al. D12/413
D575,723 S * 8/2008 Gruner D12/413

D590,762 S * 4/2009 Gruner D12/413
D593,928 S * 6/2009 Gruner D12/413
D595,215 S * 6/2009 Rasche D12/413
D600,459 S * 9/2009 Hanagan D6/354
D610,067 S * 2/2010 Frankham D12/404
2003/0107234 A1 * 6/2003 Votruba et al. 296/100.06

* cited by examiner

Primary Examiner—Caron Veynar

Assistant Examiner—Katrina A Kile

(74) *Attorney, Agent, or Firm*—Husch Blackwell Sanders
Welsh & Katz

(57) **CLAIM**

The ornamental design for a vehicle roof top cargo carrier, as shown and described.

DESCRIPTION

FIG. 1 is a front perspective view of a vehicle roof top cargo carrier showing the new design;

FIG. 2 is a side elevational view thereof;

FIG. 3 is an opposite side elevational view thereof;

FIG. 4 is a front elevational view thereof;

FIG. 5 is a rear elevational view thereof;

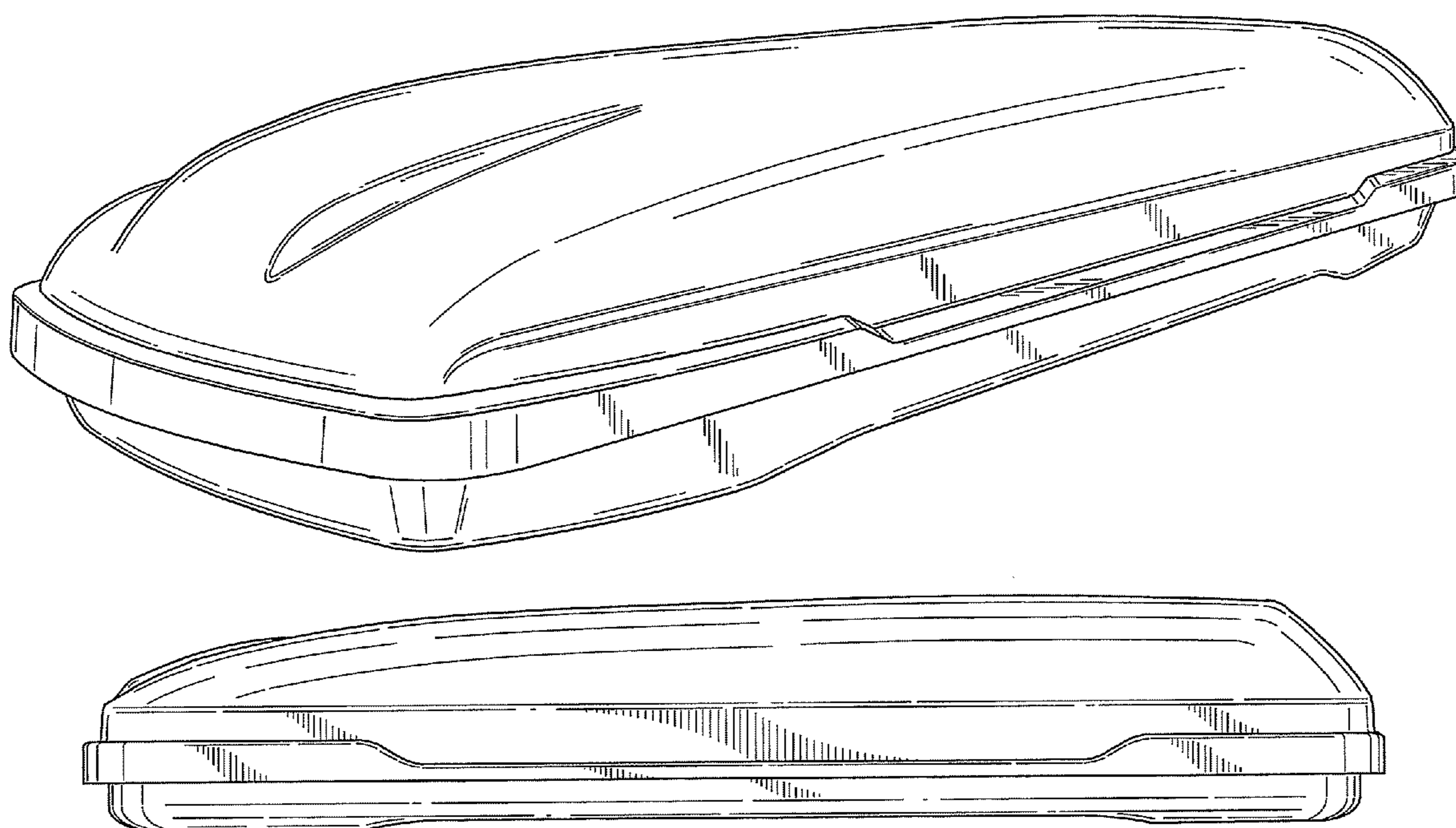
FIG. 6 is a top plan view thereof;

FIG. 7 is a bottom plan view thereof; and,

FIG. 8 is a rear perspective view thereof.

In the drawings, the broken lines in FIG. 7 depict portions of the design that form no part of the claim.

1 Claim, 5 Drawing Sheets



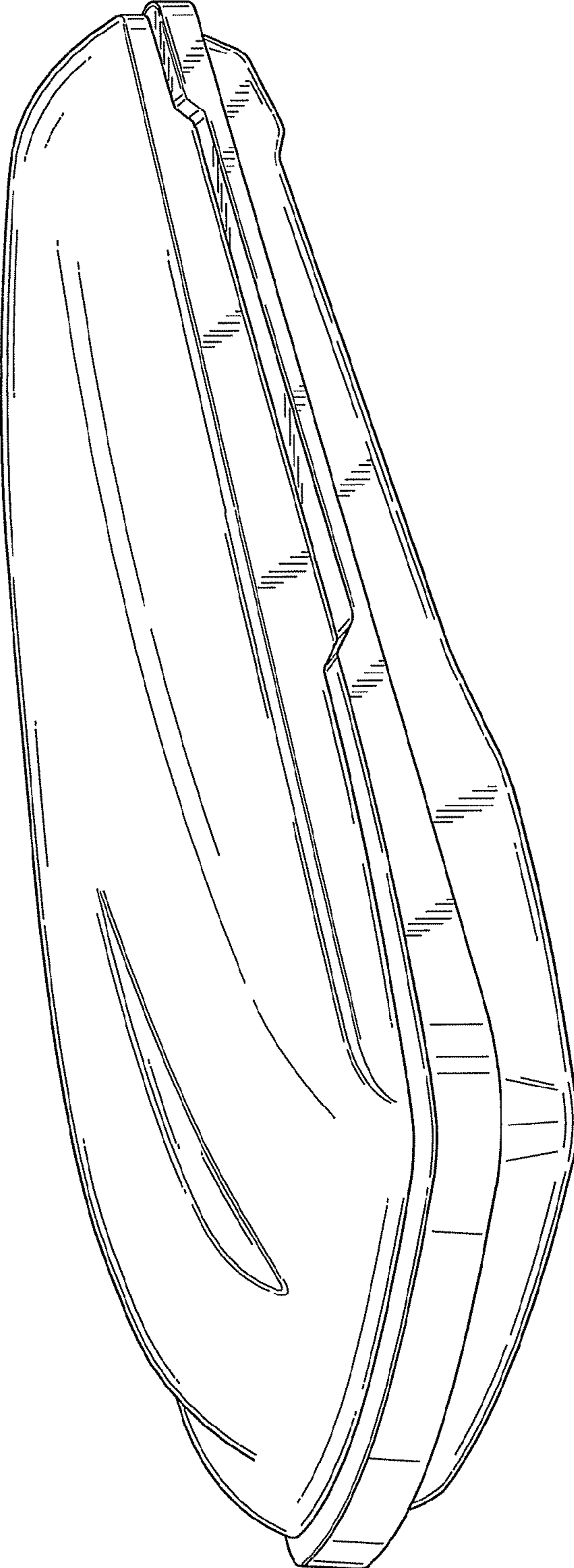


Fig. 1

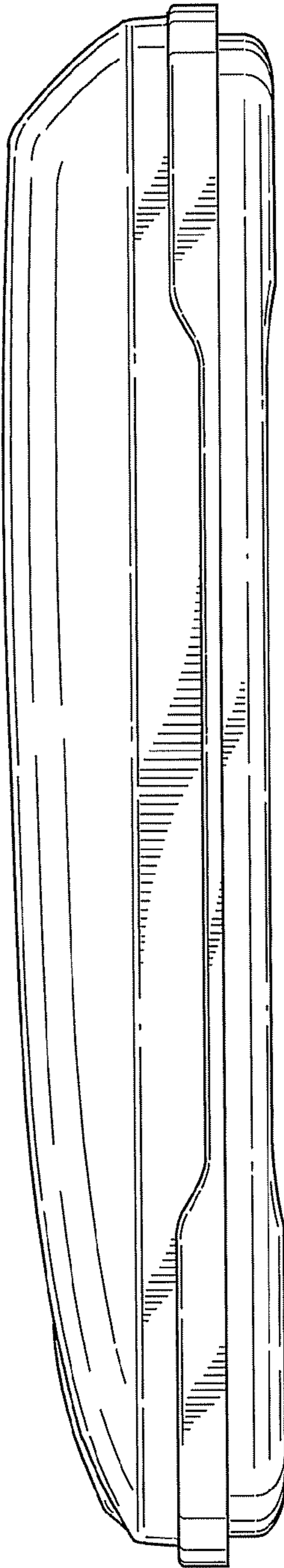


Fig. 2

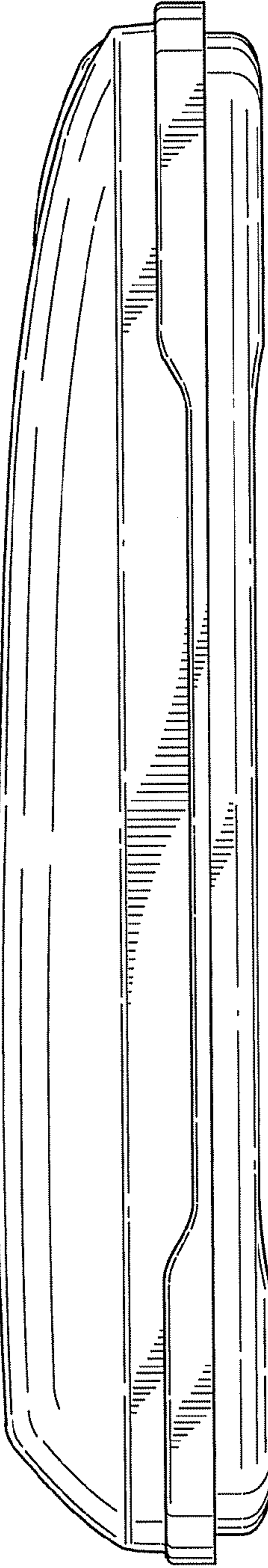


Fig. 3

Fig. 4

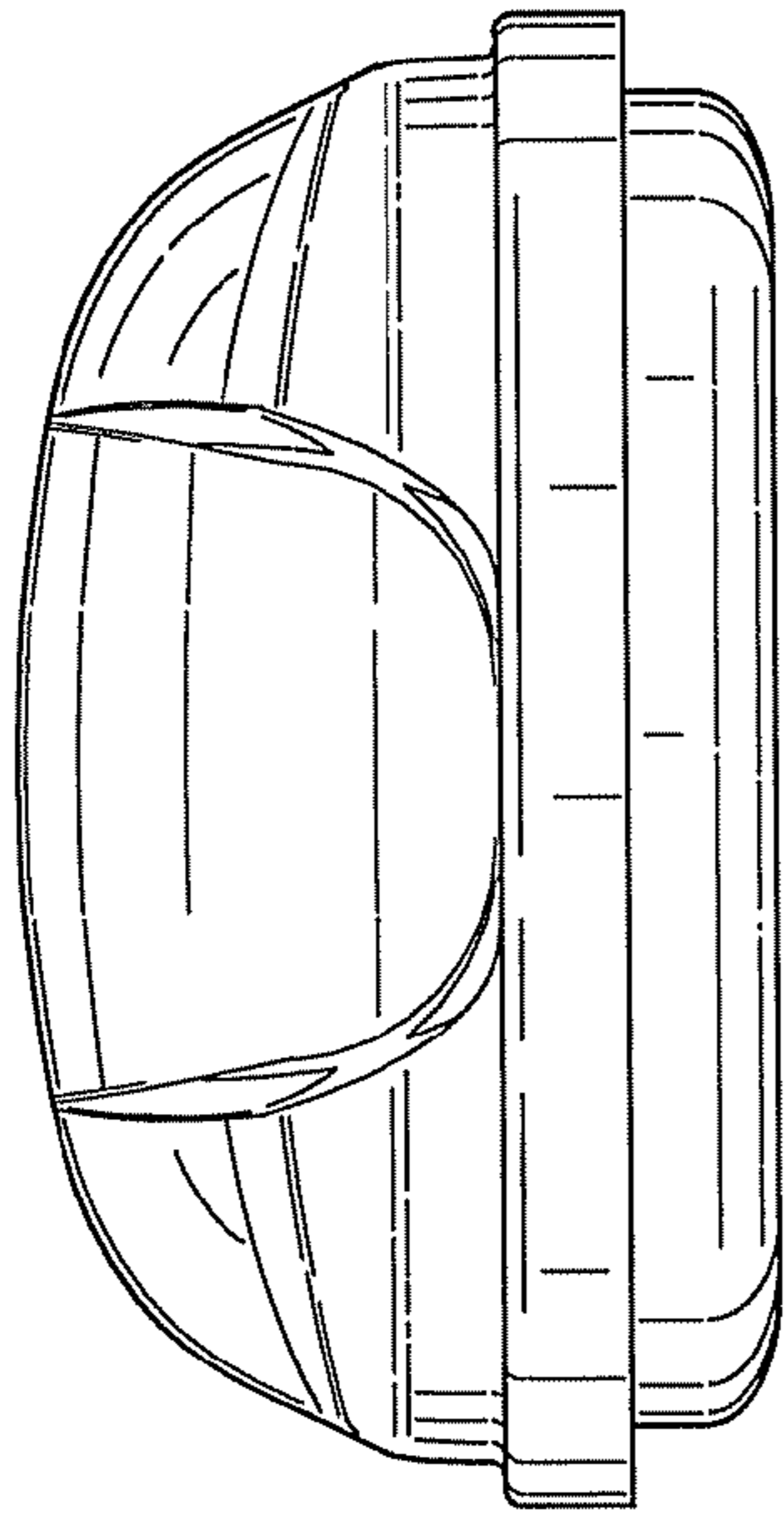


Fig. 5

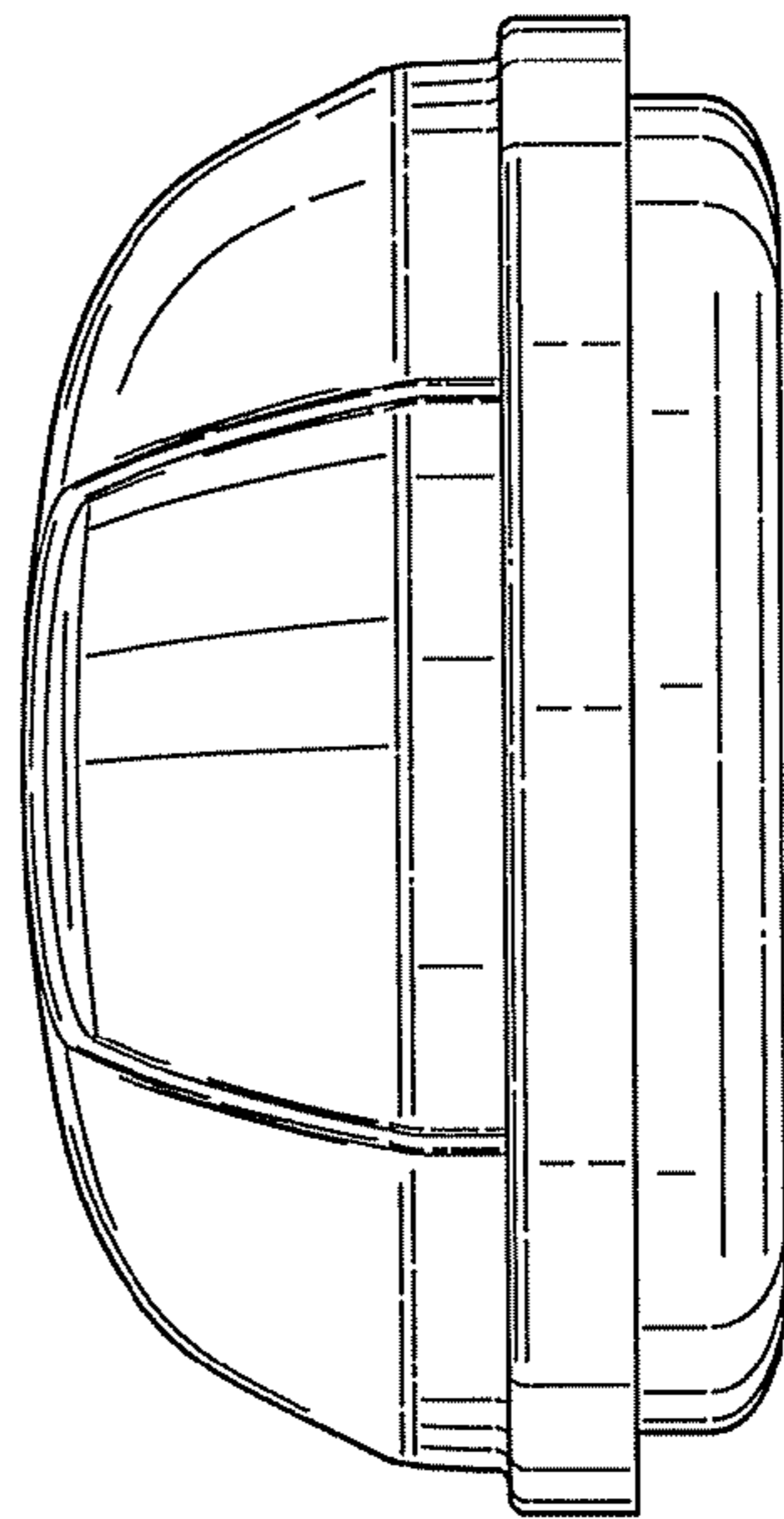


Fig. 6

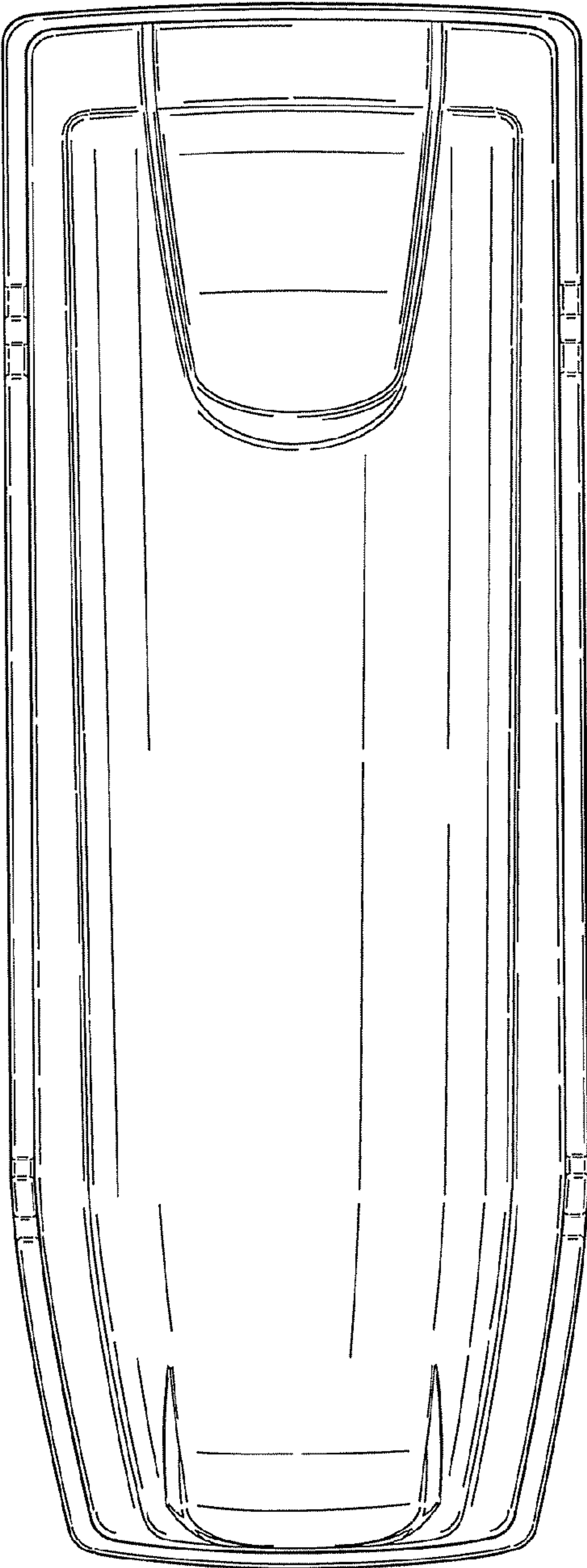



Fig. 7



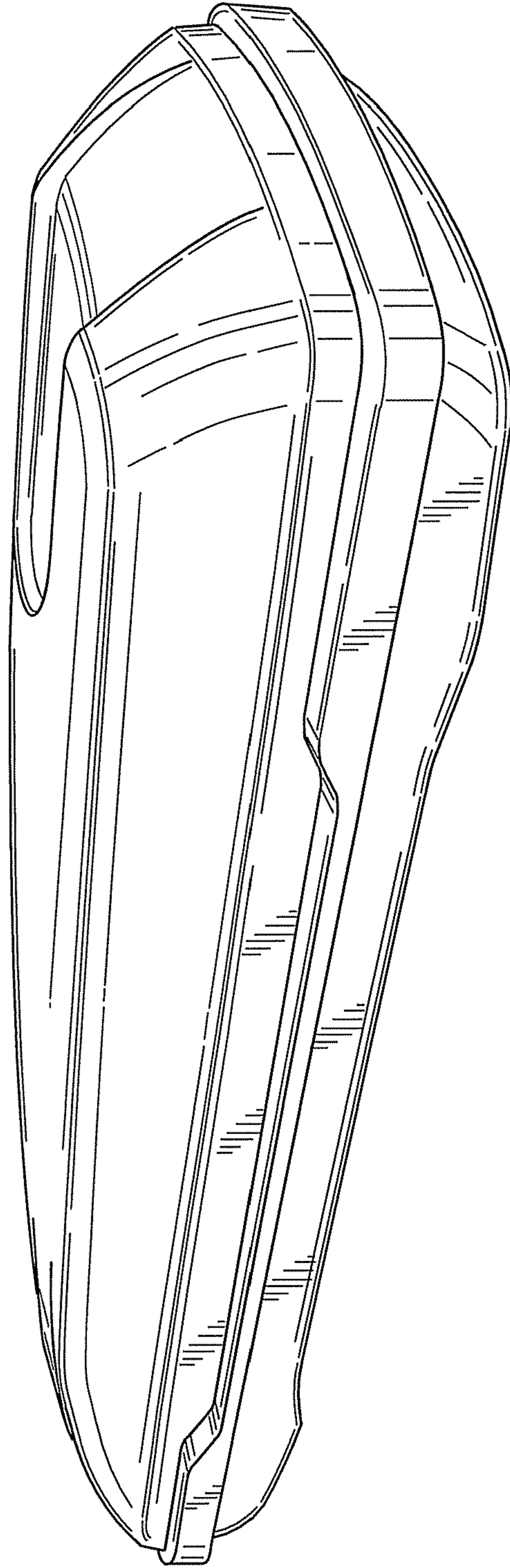


Fig. 8