



US00D630132S

(12) **United States Design Patent**  
**Jang**

(10) **Patent No.:** **US D630,132 S**

(45) **Date of Patent:** **\*\* Jan. 4, 2011**

(54) **AUTOMOBILE**

(75) Inventor: **Yong-Pil Jang**, Hwaseong (KR)

(73) Assignee: **Kia Motors Company**, Seoul (KR)

(\*\*) Term: **14 Years**

(21) Appl. No.: **29/362,678**

(22) Filed: **May 28, 2010**

(30) **Foreign Application Priority Data**

Dec. 9, 2009 (KR) ..... 30-2009-0054025

(51) **LOC (9) Cl.** ..... **12-08**

(52) **U.S. Cl.** ..... **D12/91**

(58) **Field of Classification Search** ..... D12/86,  
D12/90-92, 88; D21/424, 433, 434; 296/181.1,  
296/181.5

See application file for complete search history.

(56) **References Cited**

**U.S. PATENT DOCUMENTS**

D568,212 S \* 5/2008 Lu ..... D12/91

D613,645 S \* 4/2010 Song et al. .... D12/91

D619,502 S \* 7/2010 Cha ..... D12/91

D620,394 S \* 7/2010 Bischoff et al. .... D12/91

\* cited by examiner

*Primary Examiner*—Melody N Brown

(74) *Attorney, Agent, or Firm*—Edwards Angell Palmer &  
Dodge LLP; Kongsik Kim

(57) **CLAIM**

The ornamental design for an automobile, as shown and described.

**DESCRIPTION**

FIG. 1 is a perspective view of an automobile according to the present invention.

FIG. 2 is a front view of the automobile of FIG. 1.

FIG. 3 is a rear view of the automobile of FIG. 1.


FIG. 4 is a left side view of the automobile of FIG. 1.

FIG. 5 is a right side view of the automobile of FIG. 1; and,


FIG. 6 is a top view of the automobile of FIG. 1.

Bottom view of the automobile is omitted since it lacks ornamental feature.

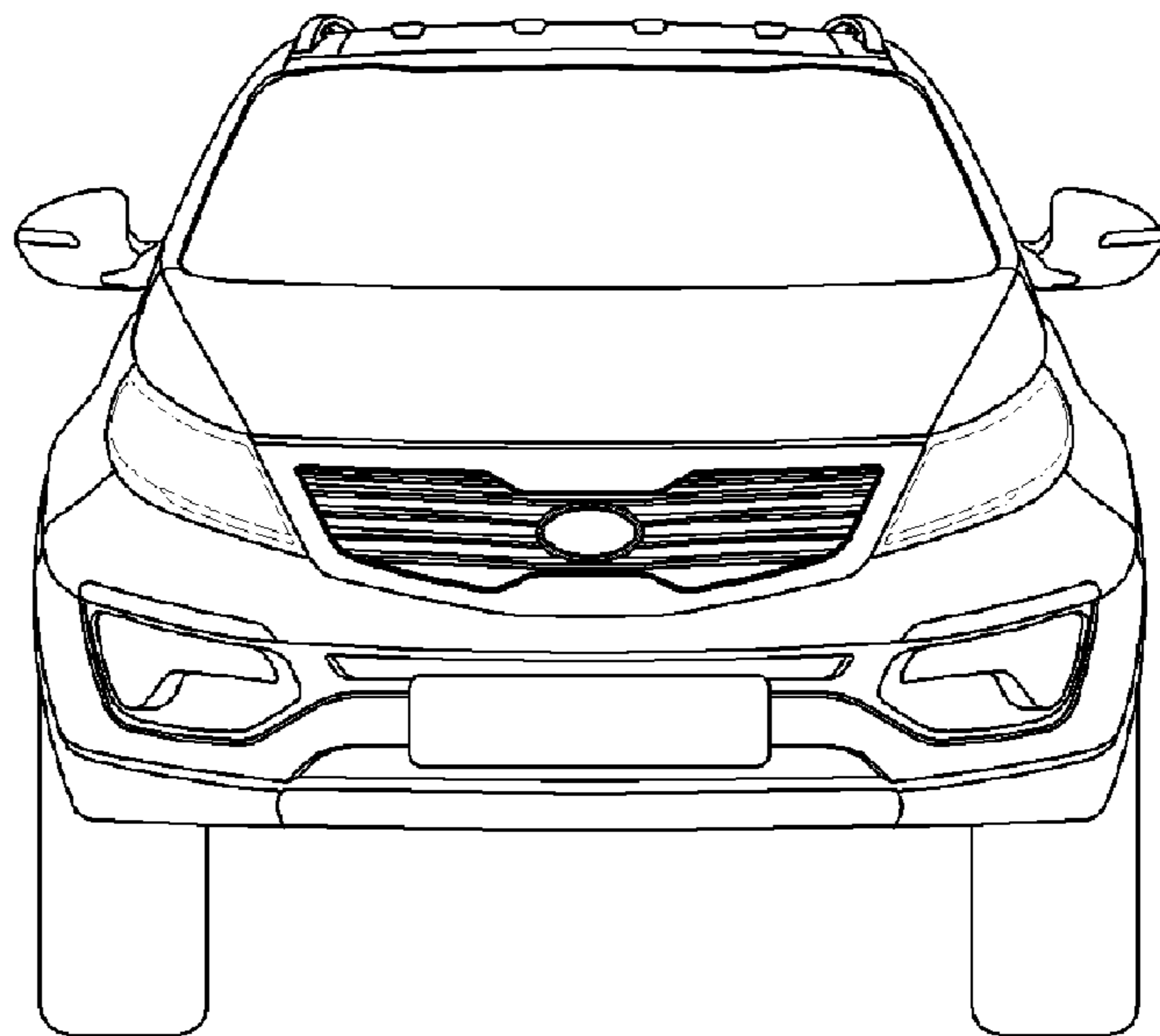
**1 Claim, 6 Drawing Sheets**




**FIG. 1**



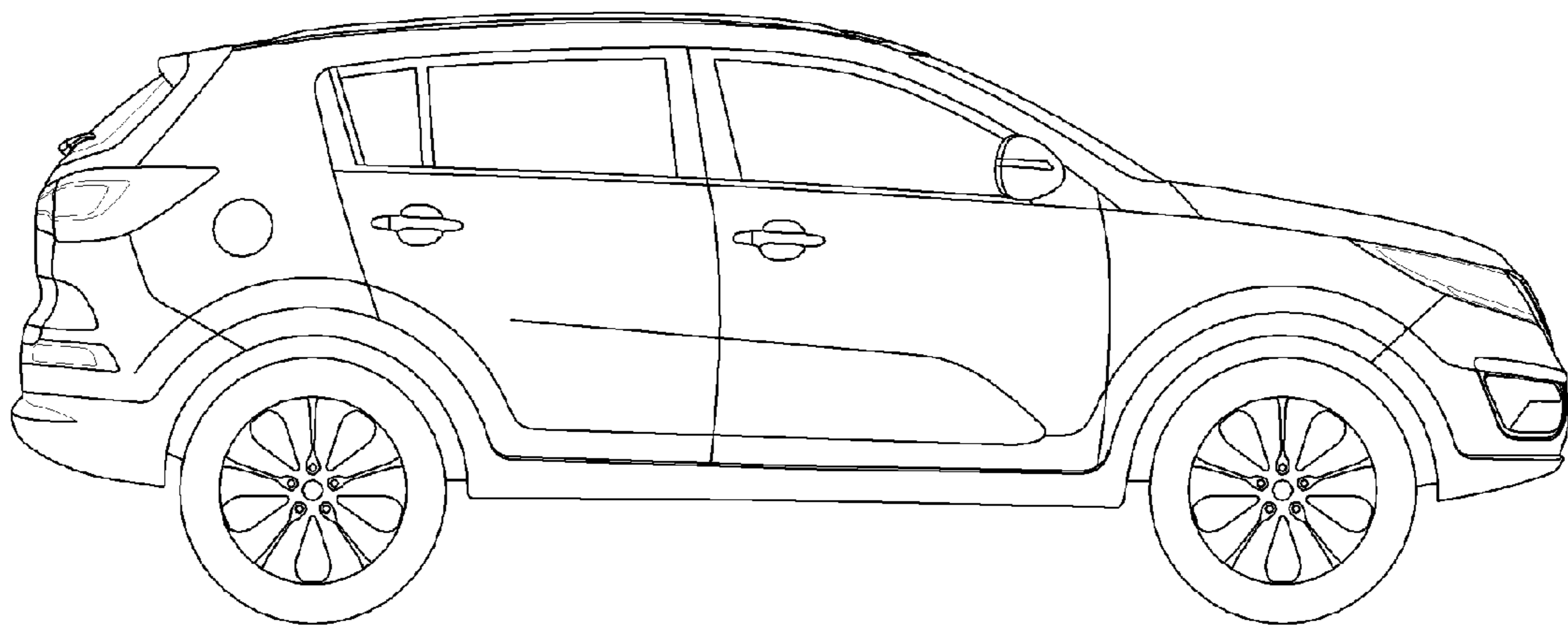
**FIG. 2**



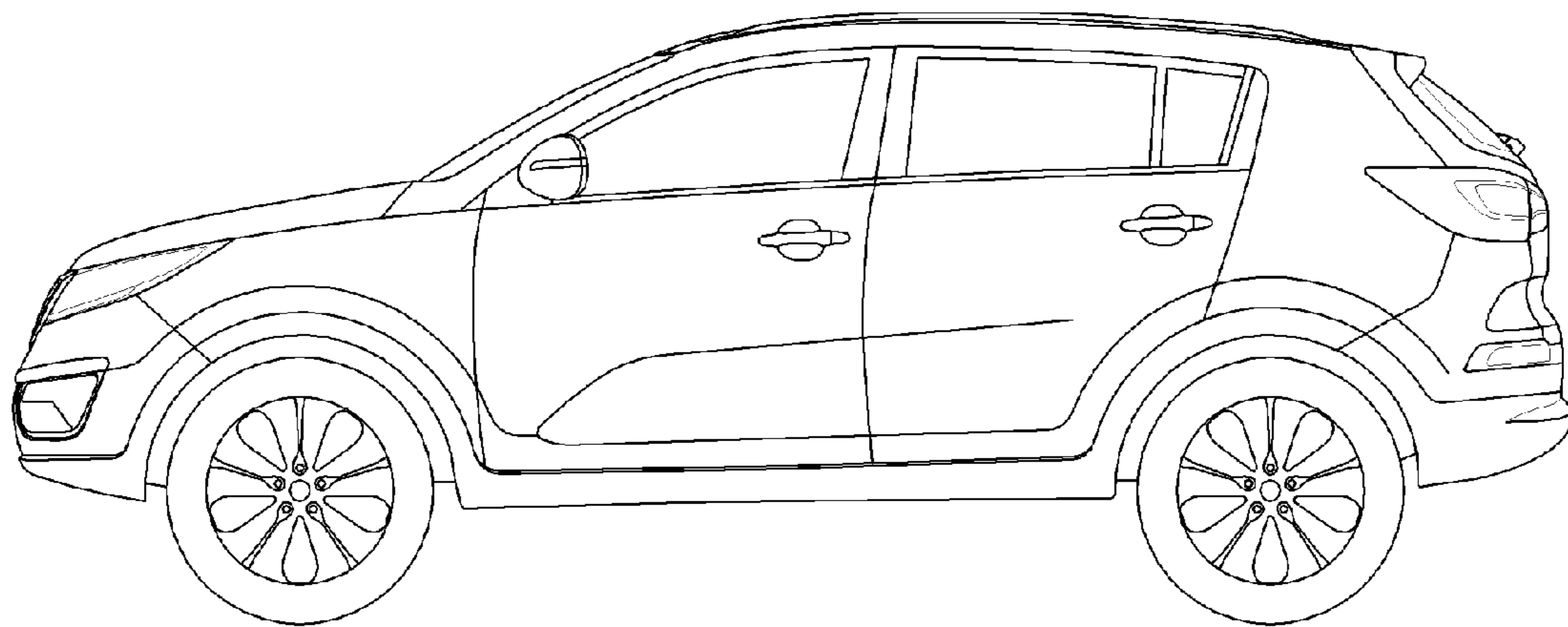
**FIG. 3**



**FIG. 4**



**FIG. 5**



**FIG. 6**

