

US00D630130S

(12) **United States Design Patent**
Ito et al.

(10) **Patent No.:** **US D630,130 S**
(45) **Date of Patent:** **** Jan. 4, 2011**

- (54) **MOTOR VEHICLE AND/OR TOY REPLICA THEREOF**
 - (75) Inventors: **Takanori Ito**, Toyota (JP); **Kenji Kido**, Toyota (JP)
 - (73) Assignee: **Toyota Jidosha Kabushiki Kaisha** (JP)
 - (**) Term: **14 Years**
 - (21) Appl. No.: **29/342,288**
 - (22) Filed: **Aug. 21, 2009**
 - (51) **LOC (9) Cl.** **12-08**
 - (52) **U.S. Cl.** **D12/91**
 - (58) **Field of Classification Search** D12/86,
D12/90-92, 88; D21/424, 433, 434; 296/181.1,
296/181.5
- See application file for complete search history.

(56) **References Cited**

U.S. PATENT DOCUMENTS

D570,736 S *	6/2008	Hayashi et al.	D12/91
D584,659 S *	1/2009	Motozaki et al.	D12/91
D584,660 S *	1/2009	Motozaki et al.	D12/91
D591,647 S *	5/2009	Wang et al.	D12/91

OTHER PUBLICATIONS

Land Cruiser Prado, Catalogue of Toyota, Jul. 2007, Toyota Jidosha Kabushiki Kaisha.
 Land Cruiser 200, Catalogue of Toyota, Mar. 2008, Toyota Jidosha Kabushiki Kaisha.

Highlander, Catalogue of Toyota, Jun. 2007, Toyota Jidosha Kabushiki Kaisha.
 Pajero, Catalogue of Pajero, Oct. 2006, Mitsubishi Motors.
 Mercedes GL, www.netcarshow.com, Oct. 2, 2006, Mercedes Benz.
 Jeep Patriot, www.gooworld.jp/impression/chrysler_jeep/jeep-patriot/20070801/index.html, Aug. 2007, Chrysler.
 LX570, Catalogue of LX570, Dec. 2007, Toyota Jidosha Kabushiki Kaisha.

* cited by examiner

Primary Examiner—Melody N Brown

(74) *Attorney, Agent, or Firm*—Saidman DesignLaw Group

(57) **CLAIM**

The ornamental design for a motor vehicle and/or toy replica thereof, as shown and described.

DESCRIPTION

FIG. 1 is a front perspective view of a motor vehicle and/or toy replica thereof showing our new design;

FIG. 2 is a rear perspective view thereof;

FIG. 3 is a right-side view thereof, the left-side view being a mirror image;

FIG. 4 is a top view thereof;

FIG. 5 is a front view thereof; and,

FIG. 6 is a rear view thereof.

The broken line showing is for the purpose of illustrating environmental structure and forms no part of the claimed design.

1 Claim, 2 Drawing Sheets





Fig. 1



Fig. 2




Fig. 3

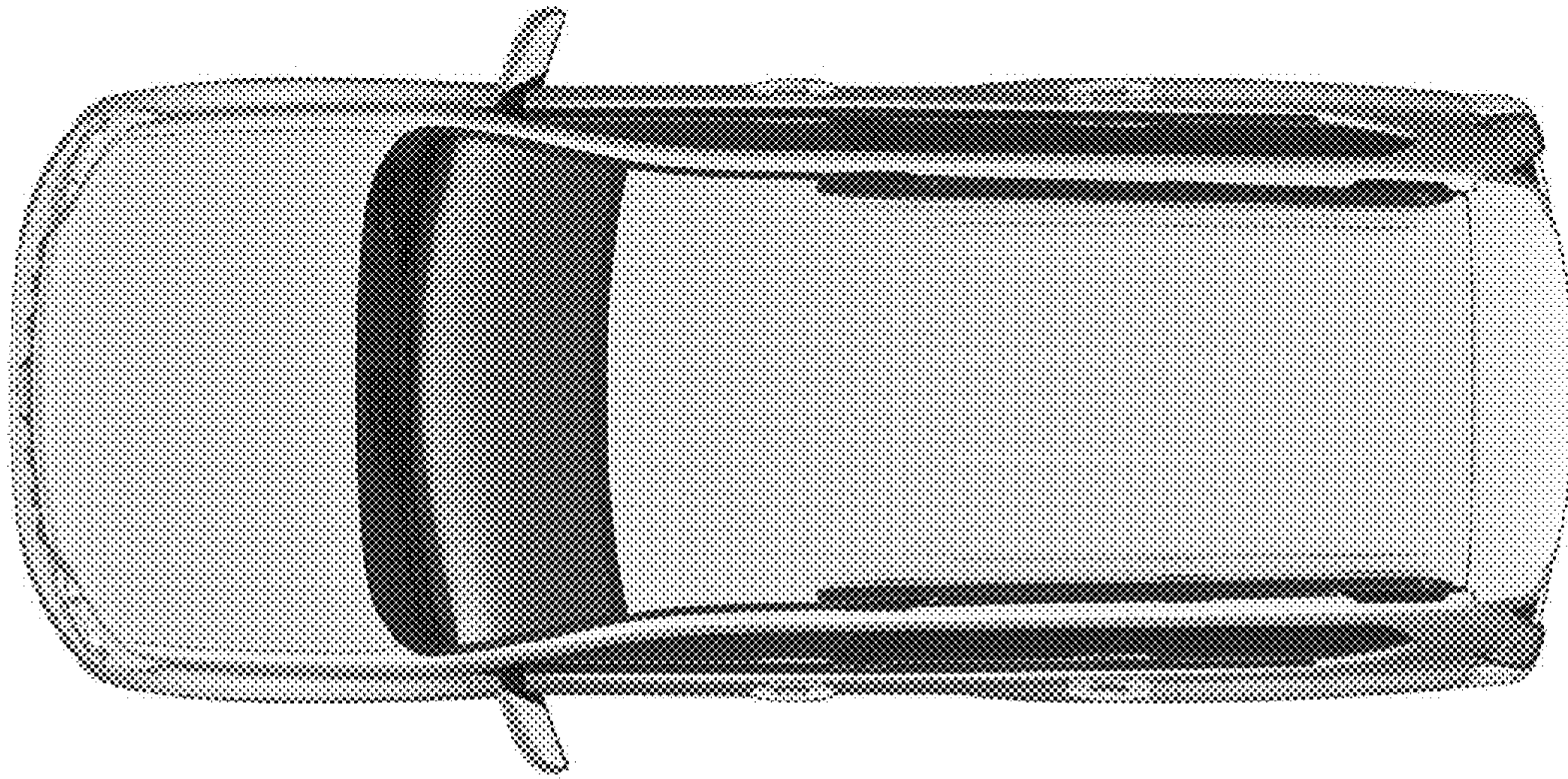


Fig. 4



Fig. 5




Fig. 6