



US00D630126S

(12) **United States Design Patent**
Kim

(10) **Patent No.:** **US D630,126 S**
(45) **Date of Patent:** **** Jan. 4, 2011**

(54) **RETAIL DISPLAY STRAP**
(75) Inventor: **Cin Kim**, Alpine, NJ (US)
(73) Assignee: **Peacock Apparel Group, Inc.**, New York, NY (US)
(**) Term: **14 Years**
(21) Appl. No.: **29/355,317**
(22) Filed: **Feb. 5, 2010**
(51) **LOC (9) Cl.** **02-07**
(52) **U.S. Cl.** **D11/200**
(58) **Field of Classification Search** D11/1-2, D11/200-201, 203-206, 210, 212, 214-219, D11/222, 224, 226; 24/163 R, 169-171, 24/173, 177-179, 191, 194-195, 197, 200, 24/614-616, 625, 633; D20/22, 40; D9/434, D9/457, 499; 283/79, 81
See application file for complete search history.

3,942,192 A 3/1976 Harris
3,997,943 A 12/1976 Jones et al.
4,213,548 A 7/1980 Wood
4,466,159 A 8/1984 Burrage
D278,982 S * 5/1985 Van Zandt D9/457
4,942,644 A 7/1990 Rowley
5,170,507 A 12/1992 Langford et al.
5,289,619 A 3/1994 Pileggi
5,416,926 A 5/1995 Koy
D395,596 S * 6/1998 Butera D8/396
5,983,461 A 11/1999 Chen
6,216,275 B1 4/2001 Lee
6,510,590 B1 1/2003 Lin
6,595,550 B1 * 7/2003 Meazzi 283/79
D517,121 S * 3/2006 Li D20/22
D587,113 S * 2/2009 Sharon D9/444
D593,158 S * 5/2009 Weber D20/22
D608,395 S * 1/2010 Engelby et al. D20/40

* cited by examiner

Primary Examiner—Ralf Seifert
(74) Attorney, Agent, or Firm—Leason Ellis LLP

(56) **References Cited**

U.S. PATENT DOCUMENTS

520,145 A 5/1894 Newman
D31,577 S * 10/1899 Luttman D11/200
1,266,275 A 5/1918 Kelley
1,719,618 A 7/1929 Novick
1,829,613 A 10/1931 Ryuji
1,986,649 A 1/1935 Warren
2,004,098 A 6/1935 Andrews
2,081,242 A 5/1937 Long
2,156,583 A 5/1939 Chaplin
2,204,004 A 6/1940 Steele
2,286,181 A 6/1942 Steele
2,321,147 A 6/1943 Kennedy
D185,514 S * 6/1959 Ryan D20/22
D198,015 S * 4/1964 Di Paolo D2/999
3,662,434 A 5/1972 Clayton
3,835,505 A 9/1974 Shewbridge
D235,316 S * 6/1975 Wells D9/457

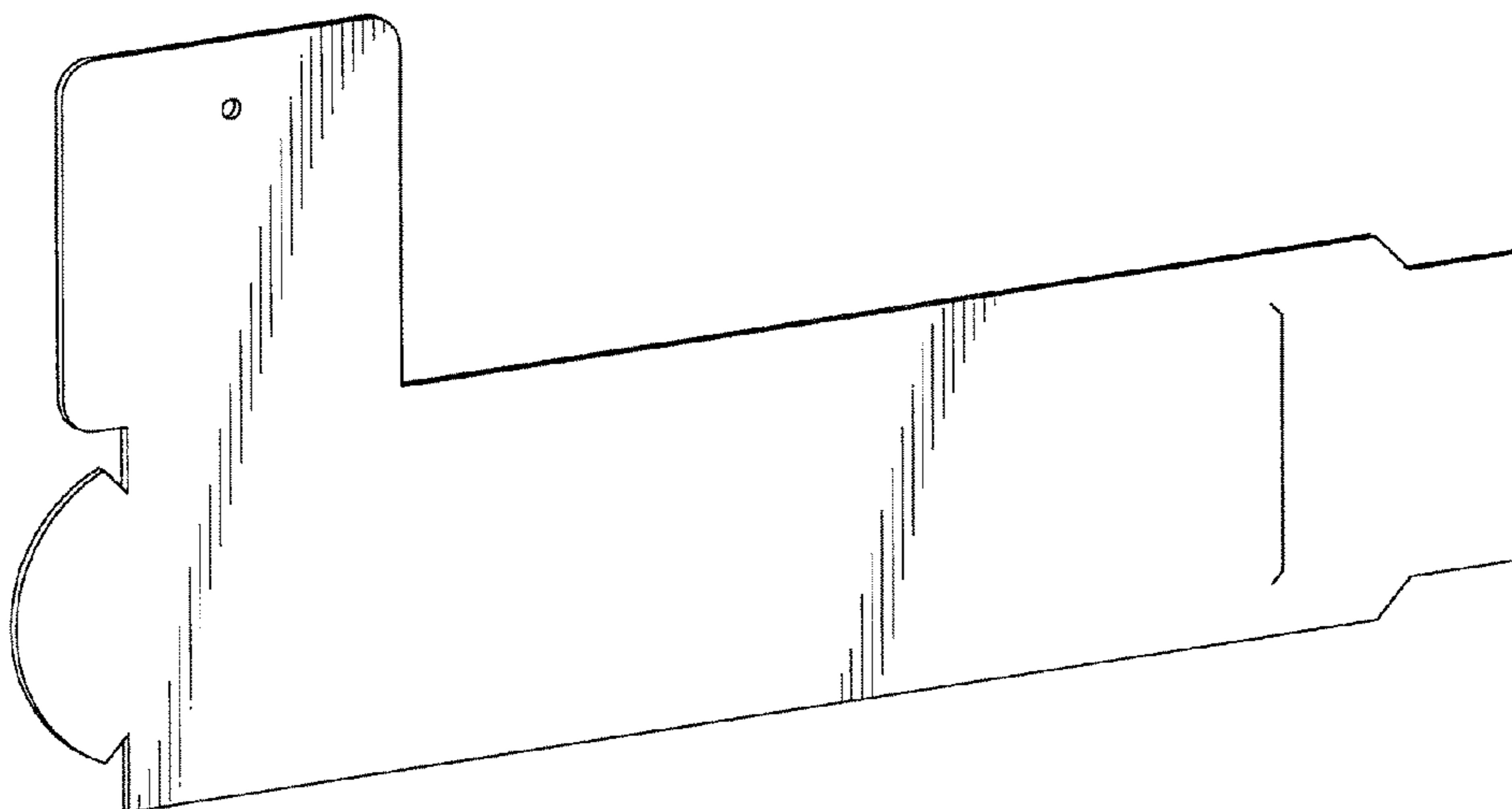
(57) **CLAIM**

The ornamental design for a retail display strap, as shown and described.

DESCRIPTION

FIG. 1 is a front perspective view of a retail display strap showing my new design in an unfolded position;
FIG. 2 is a left side elevation view thereof;
FIG. 3 is a right side elevation view thereof;
FIG. 4 is a front elevation thereof;
FIG. 5 is a rear elevation view thereof;
FIG. 6 is a top plan view thereof;
FIG. 7 is a bottom plan view thereof; and,
FIG. 8 is a rear elevation view of the retail display strap of FIG. 1 in an assembled, folded position.

1 Claim, 2 Drawing Sheets



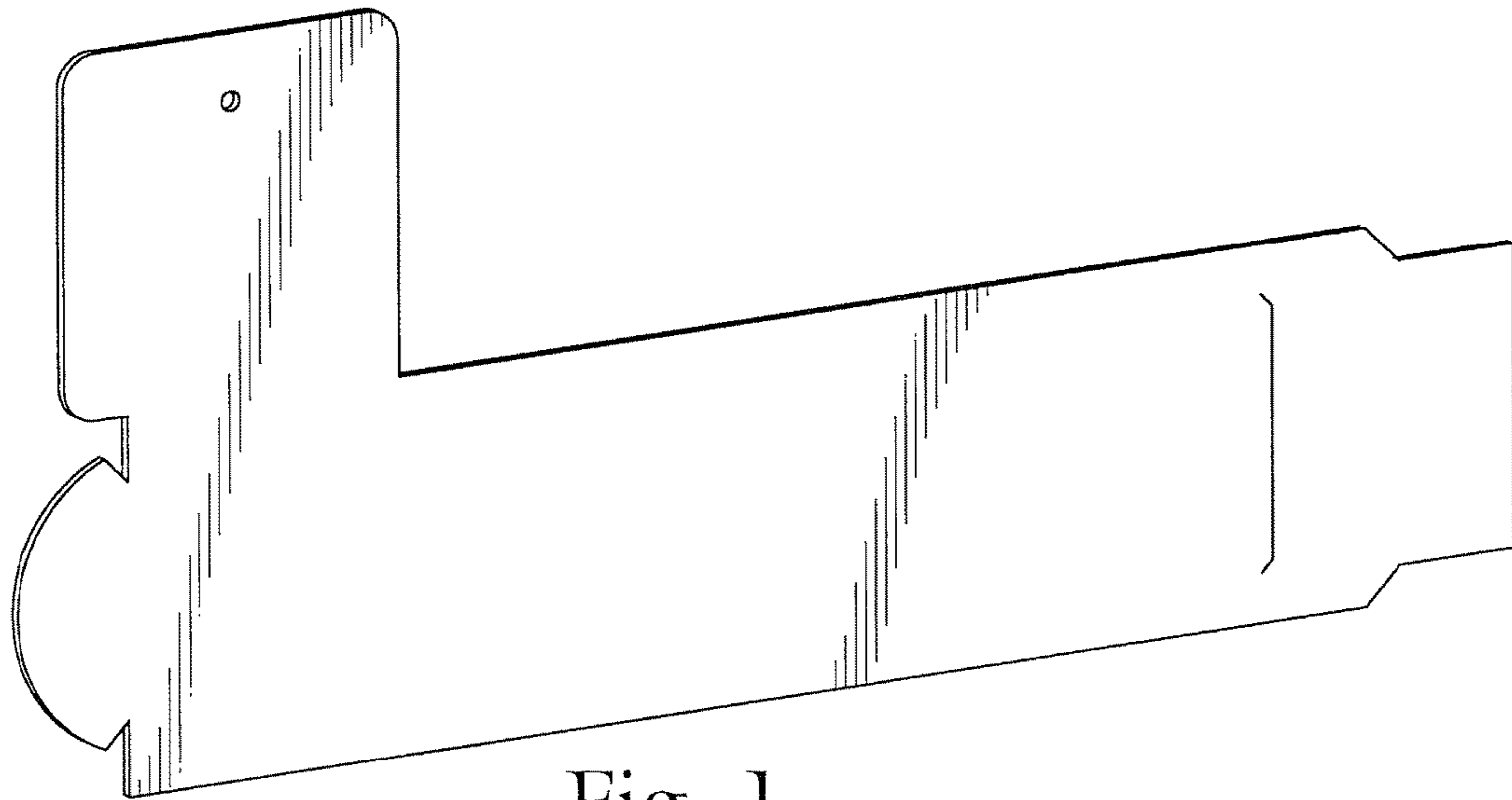


Fig. 1



Fig. 2



Fig. 3

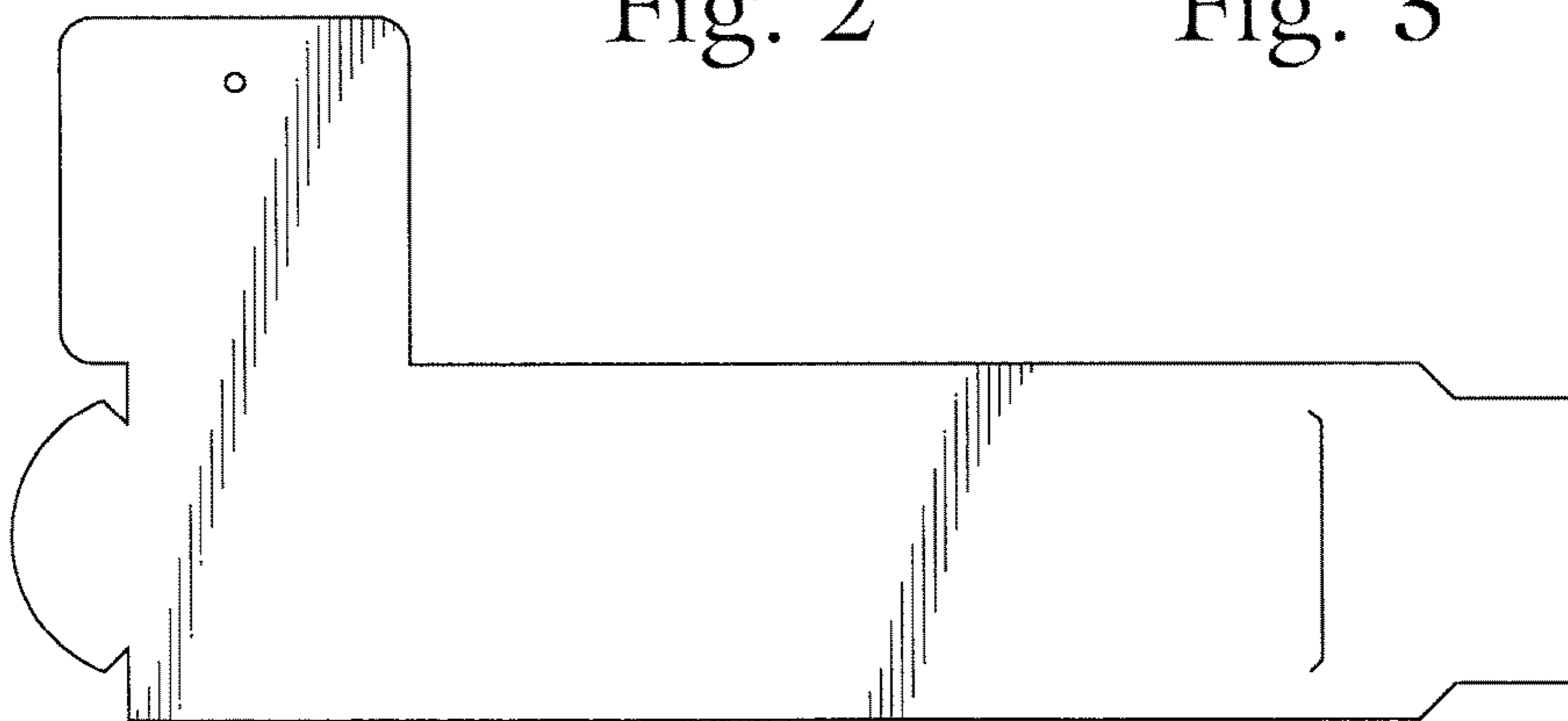


Fig. 4

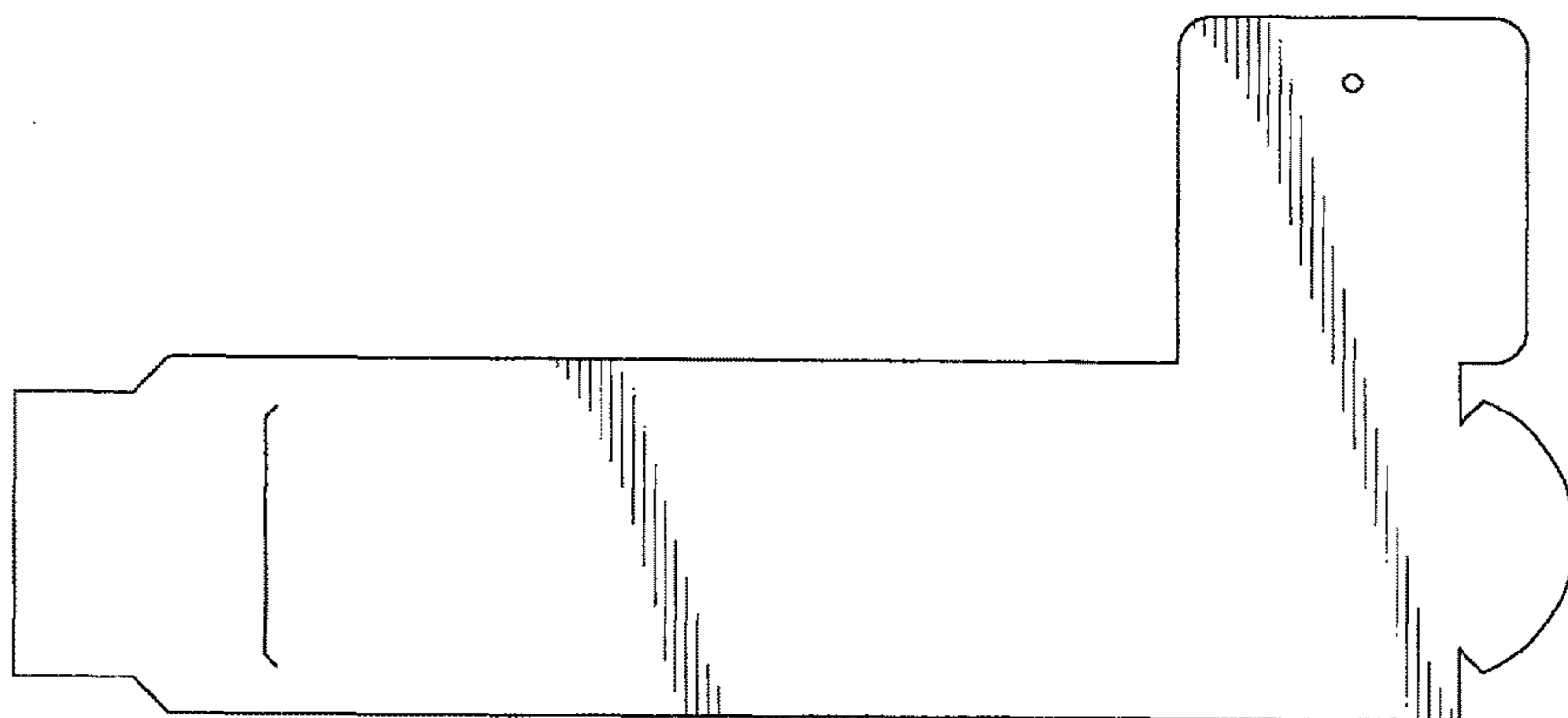


Fig. 5




Fig. 6




Fig. 7

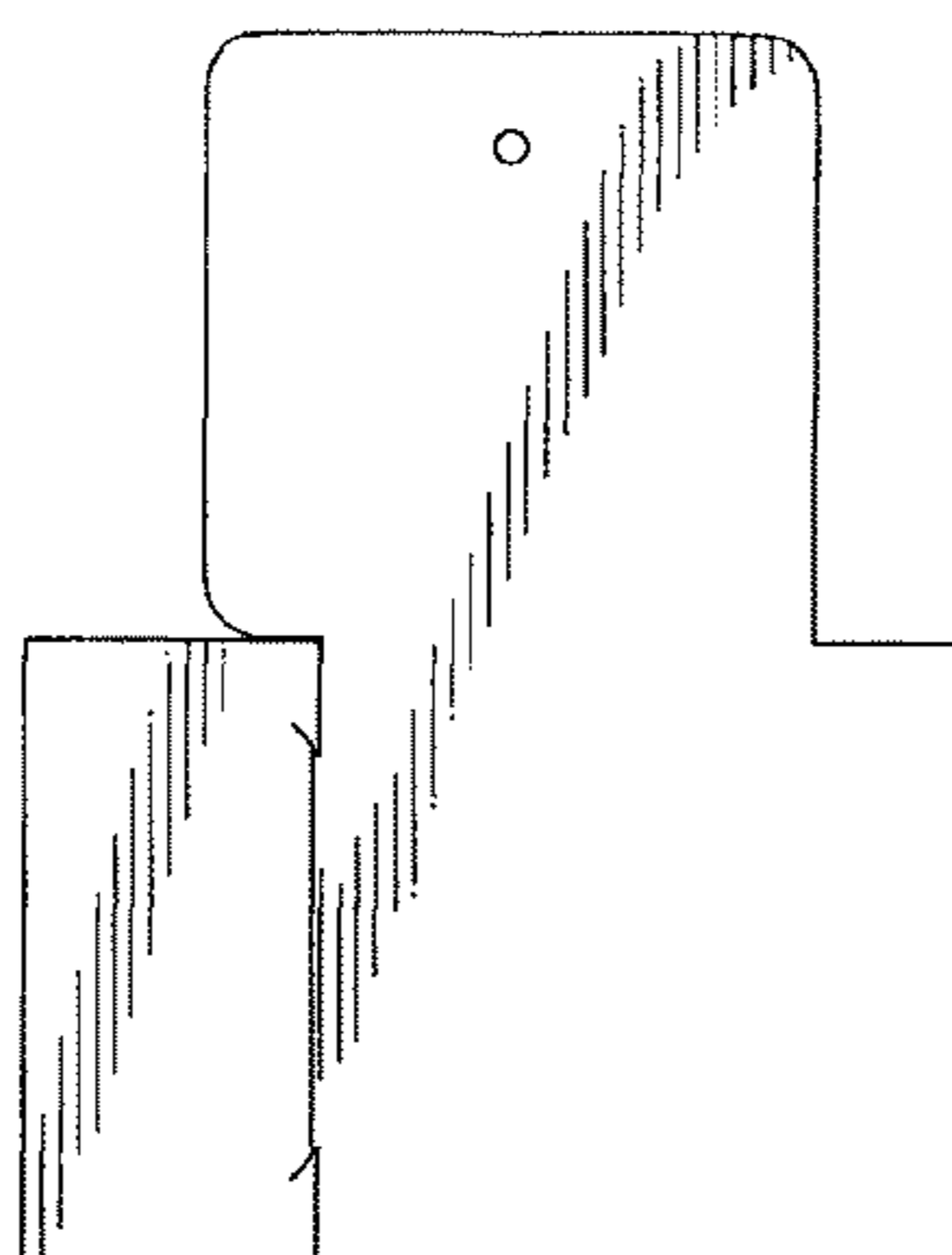


Fig. 8