



US00D630115S

(12) **United States Design Patent**  
**Mizukami**

(10) **Patent No.:** **US D630,115 S**  
(45) **Date of Patent:** **\*\* Jan. 4, 2011**

(54) **DISPLAY FOR A FIRE ALARM**

D401,178 S \* 11/1998 Liu ..... D10/106  
D447,075 S \* 8/2001 Roberts ..... D10/106  
D559,719 S \* 1/2008 Schaeken et al. .... D10/106

(75) Inventor: **Akira Mizukami**, Tokyo (JP)

(73) Assignee: **Nohmi Bosai Ltd.**, Tokyo (JP)

(\*\*) Term: **14 Years**

(21) Appl. No.: **29/358,200**

(22) Filed: **Mar. 24, 2010**

(30) **Foreign Application Priority Data**

Sep. 24, 2009 (JP) ..... 2009-021990

(51) **LOC (9) Cl.** ..... **10-05**

(52) **U.S. Cl.** ..... **D10/106**

(58) **Field of Classification Search** ..... D10/104,  
D10/106, 120; D12/179; 340/686.1, 550,  
340/287, 286.05; D14/357, 387; D13/164;  
318/473

See application file for complete search history.

(56) **References Cited**

**U.S. PATENT DOCUMENTS**

D310,791 S \* 9/1990 Farrell et al. .... D10/106  
D312,221 S \* 11/1990 Steele et al. .... D10/106  
D326,619 S \* 6/1992 Soloway ..... D14/387  
D334,542 S \* 4/1993 Lowe et al. .... D10/104  
D346,755 S \* 5/1994 Soloway ..... D10/106  
D389,762 S \* 1/1998 Yorkey ..... D10/104  
5,805,064 A \* 9/1998 Yorkey ..... 340/550

**OTHER PUBLICATIONS**

Commonly assigned co-pending U.S. Appl. No. 29/358,199, filed Mar. 24, 2010, entitled Display for a Fire Alarm.

\* cited by examiner

*Primary Examiner*—Caron Veynar

*Assistant Examiner*—George D Kirschbaum

(74) *Attorney, Agent, or Firm*—Van Dyke, Gardner, Linn & Burkhardt, LLP

(57) **CLAIM**

The ornamental design for the display for a fire alarm, substantially as shown and described.

**DESCRIPTION**

FIG. 1 is a perspective view of the display for a fire alarm according to the present invention;

FIG. 2 is a front elevation view of the display of FIG. 1;

FIG. 3 is a rear elevation view of the display of FIG. 1;

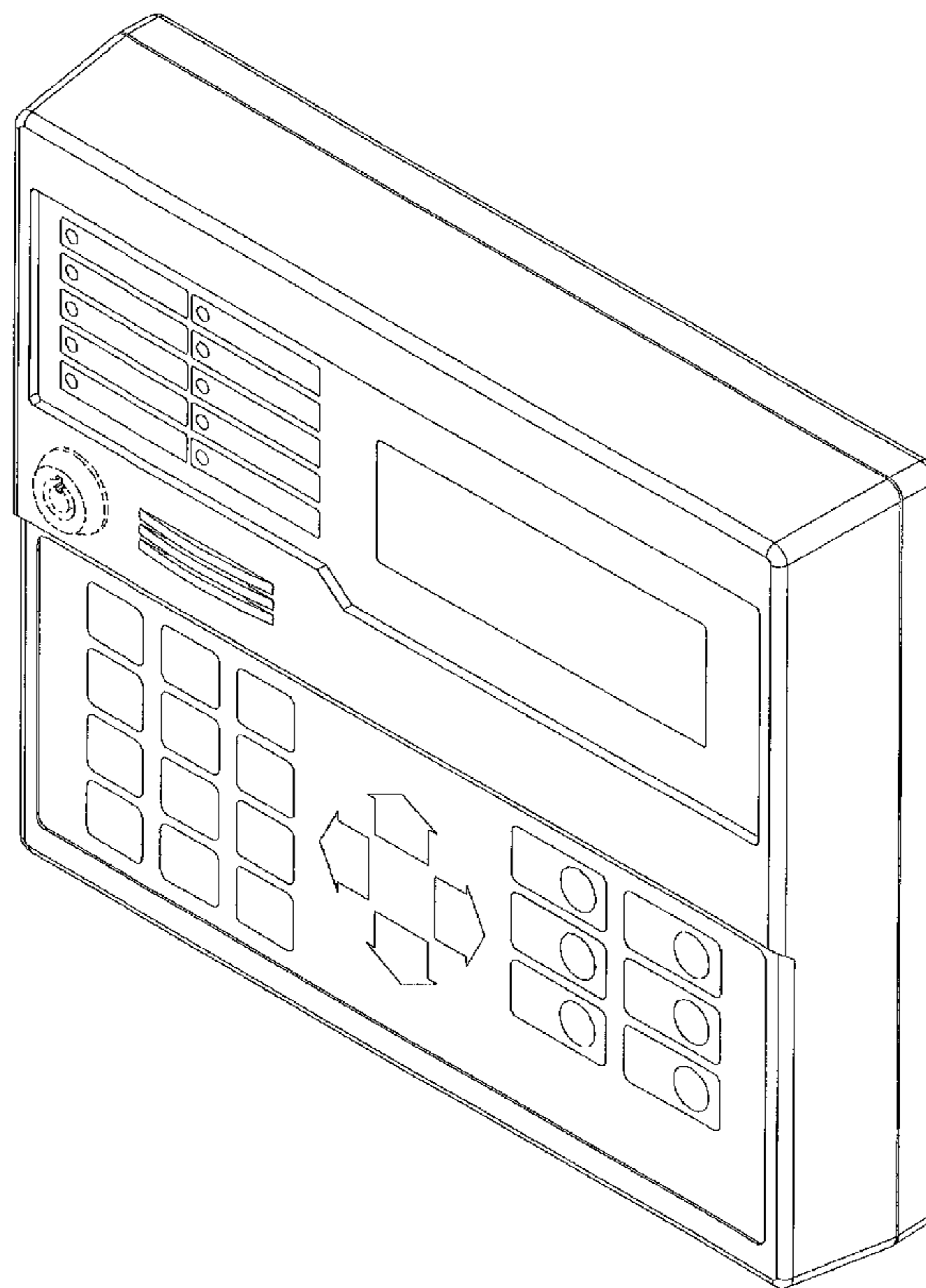
FIG. 4 is a right-side elevation view of the display of FIG. 1;

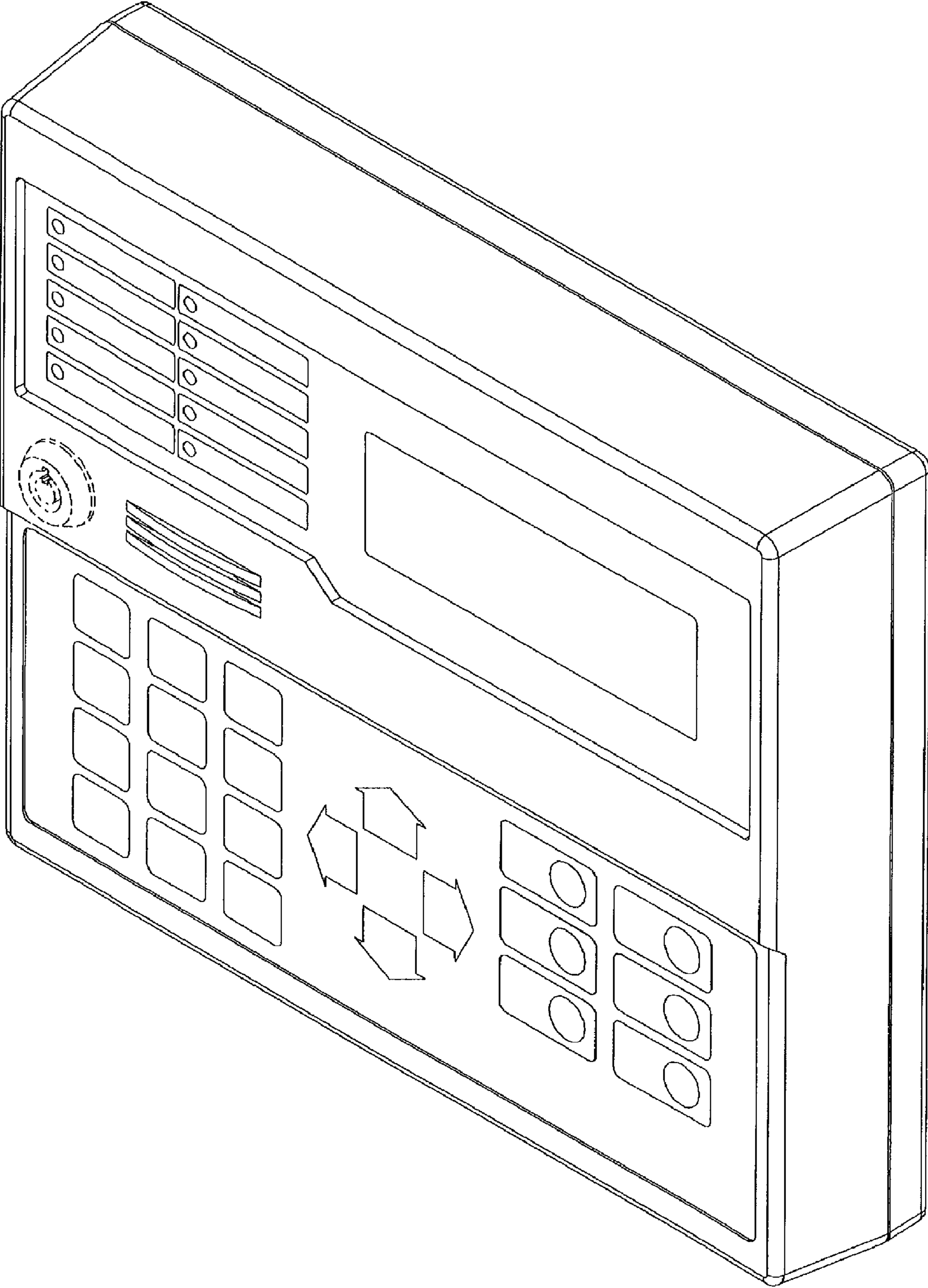
FIG. 5 is a left-side elevation view of the display of FIG. 1;

FIG. 6 is a top plan view of the display of FIG. 1; and,

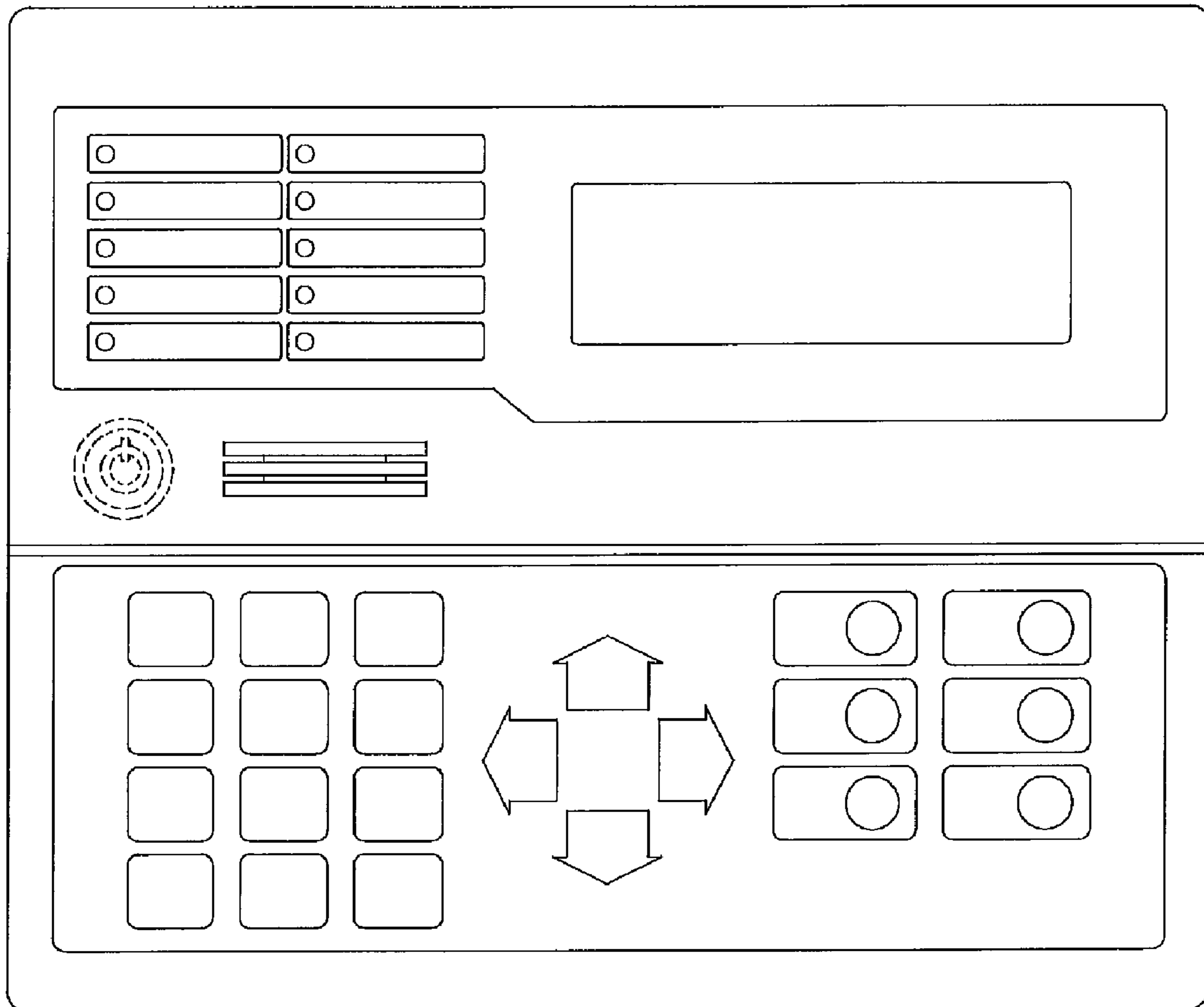
FIG. 7 is a bottom plan view of the display of FIG. 1.

**1 Claim, 7 Drawing Sheets**






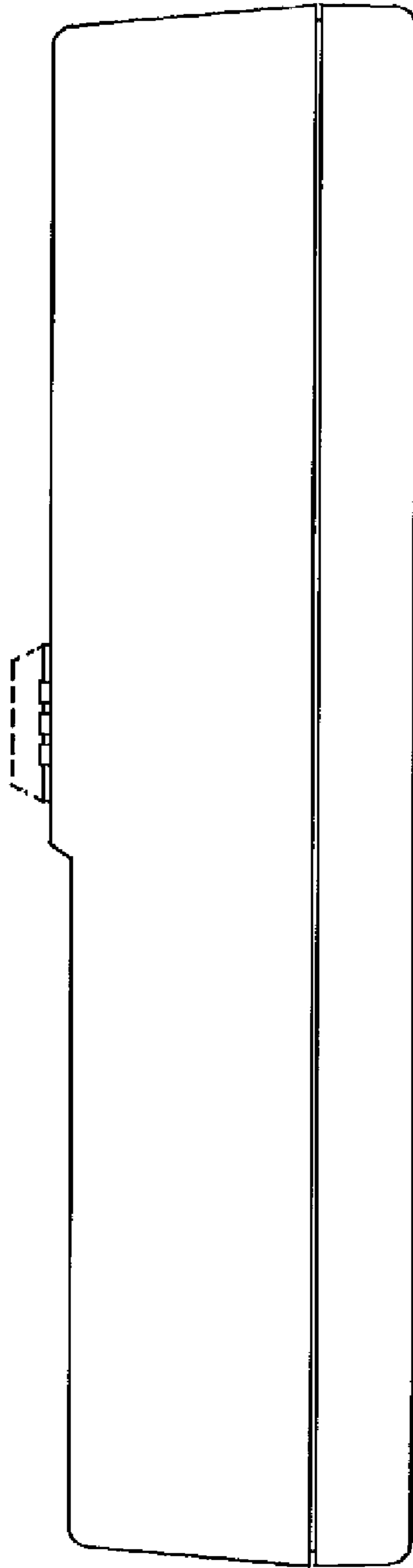
**FIG. 1**



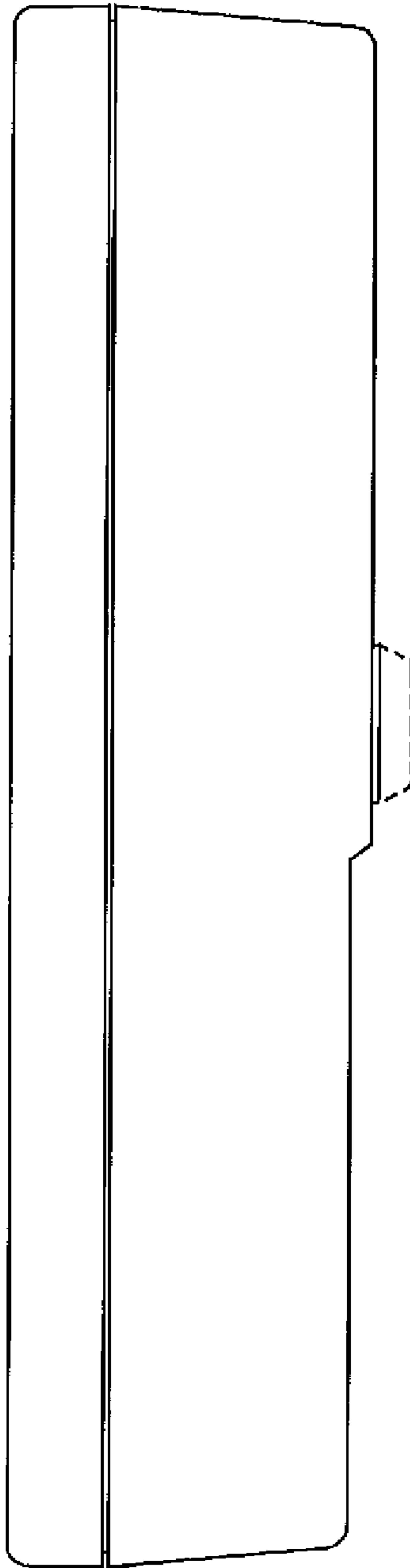
**FIG. 2**




***FIG. 3***



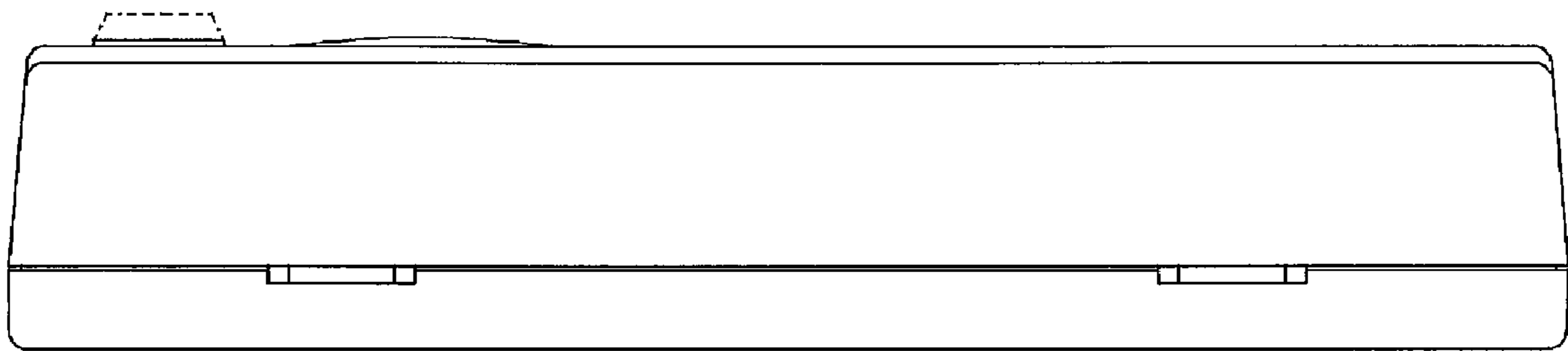
**FIG. 4**



**FIG. 5**



**FIG. 6**



**FIG. 7**