



US00D630103S

(12) **United States Design Patent**
Lepoitevin

(10) **Patent No.:** **US D630,103 S**

(45) **Date of Patent:** **** Jan. 4, 2011**

(54) **BOTTLE**

(75) Inventor: **Laurent Lepoitevin**, Le Havre Cedex
(FR)

(73) Assignee: **Sidel Participations**, Octeville sur Mer
(FR)

(**) Term: **14 Years**

(21) Appl. No.: **29/350,452**

(22) Filed: **Nov. 17, 2009**

(30) **Foreign Application Priority Data**

May 18, 2009 (EM) 001137962-0003

(51) **LOC (9) Cl.** **09-01**

(52) **U.S. Cl.** **D9/667; D9/557; D9/551**

(58) **Field of Classification Search** D9/600,
D9/652, 667, 500-504, 516, 520, 537-543,
D9/549-554, 556-558; 206/457, 527; 215/379-383,
215/400; 220/890

See application file for complete search history.

(56) **References Cited**

U.S. PATENT DOCUMENTS

D446,112 S * 8/2001 Bretz et al. D9/667
D492,902 S * 7/2004 Lane D9/539
D497,545 S * 10/2004 Knight et al. D9/667
D506,394 S * 6/2005 Knight et al. D9/667
D547,199 S * 7/2007 Dill et al. D9/667

D547,664 S * 7/2007 Davis et al. D9/538
D567,663 S * 4/2008 Kinmont et al. D9/551
D568,749 S * 5/2008 Boon D9/516
D572,599 S * 7/2008 Melrose D9/652
D572,600 S * 7/2008 Zboch et al. D9/667
D577,291 S * 9/2008 Kinmont et al. D9/516

* cited by examiner

Primary Examiner—Sandra Morris

(74) *Attorney, Agent, or Firm*—Marshall, Gerstein & Borun
LLP; Richard M. LaBarge

(57) **CLAIM**

The ornamental design for a bottle, as shown.

DESCRIPTION

FIG. 1 is a front and top isometric view of a bottle that has the design.

FIG. 2 is front and bottom isometric view of the bottle.

FIG. 3 is a left-side elevation of the bottle.

FIG. 4 is a front elevation of the bottle.

FIG. 5 is a right-side elevation of the bottle.

FIG. 6 is a rear elevation of the bottle; and,

FIG. 7 is a top plan view of the bottle.

The broken lines in FIG. 2 are included for the purpose of illustrating a portion of the bottom that forms no part of the claimed design.

1 Claim, 7 Drawing Sheets






FIG. 1

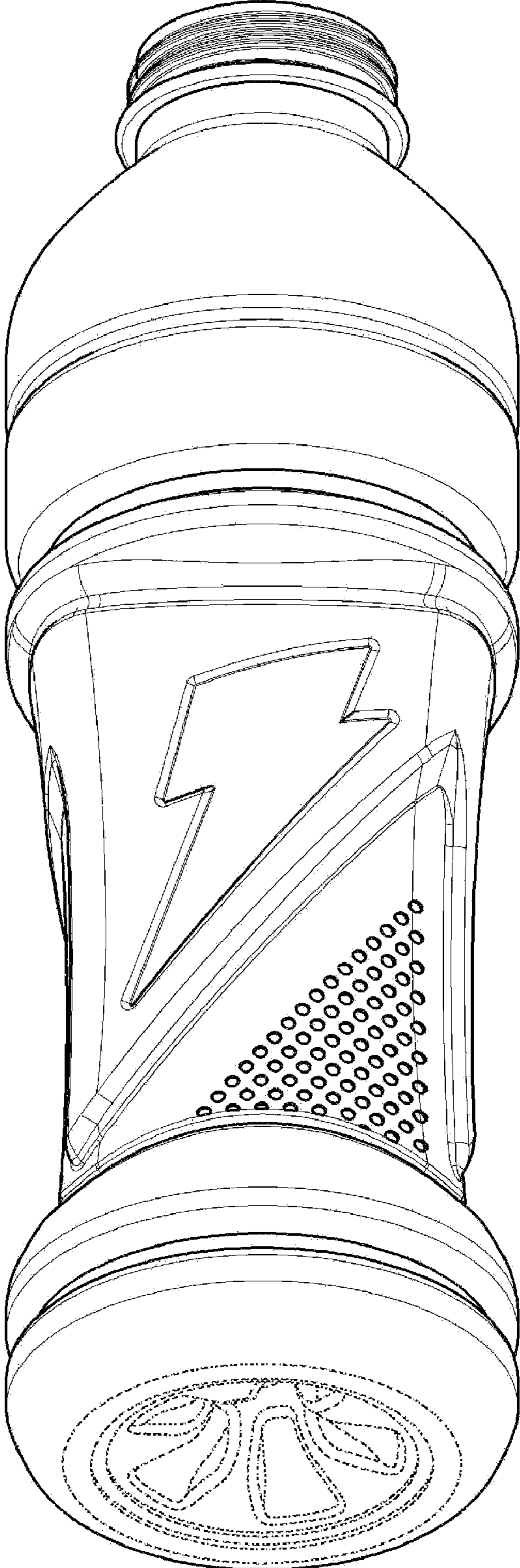


FIG. 2

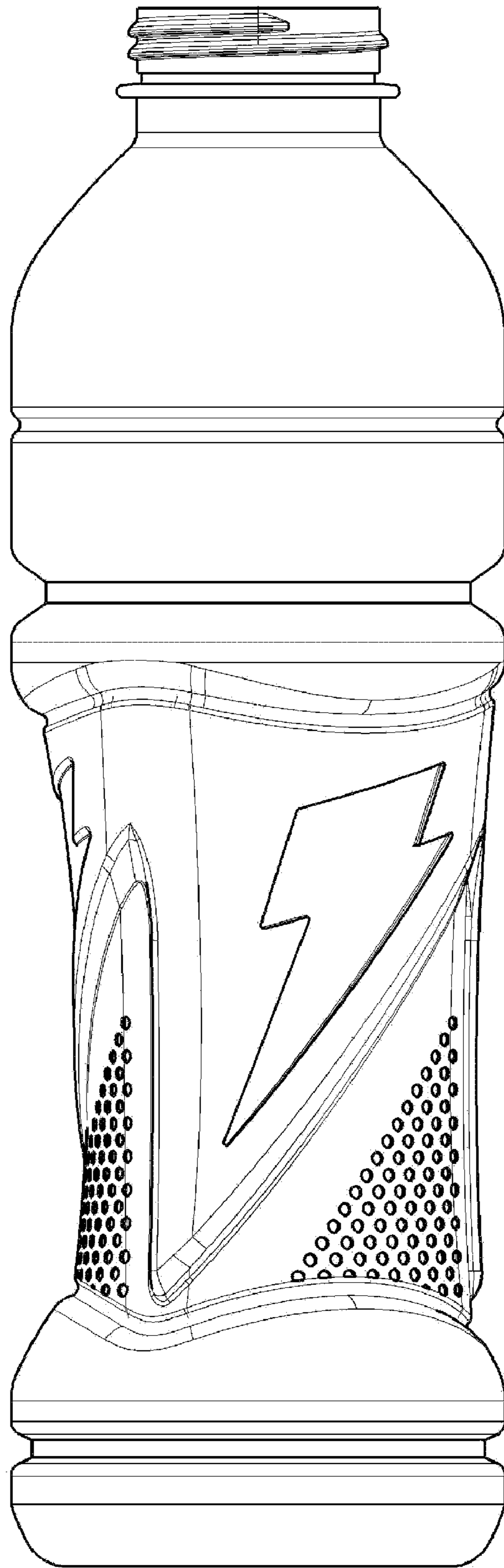


FIG. 3




FIG. 4

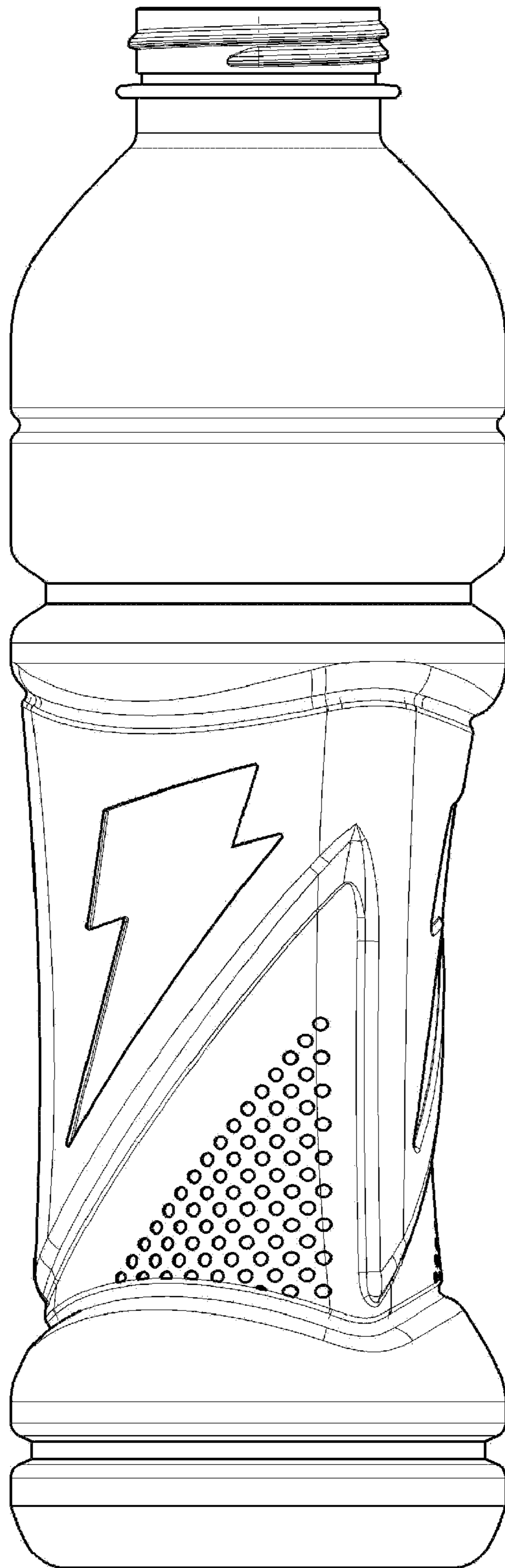


FIG. 5

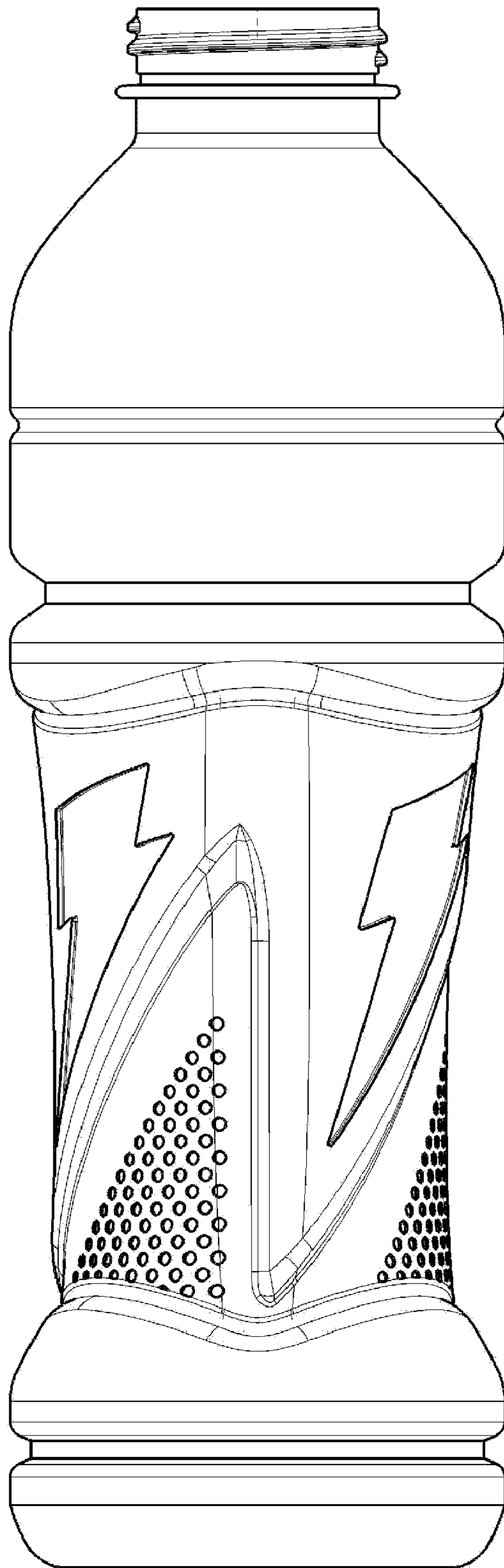


FIG. 6

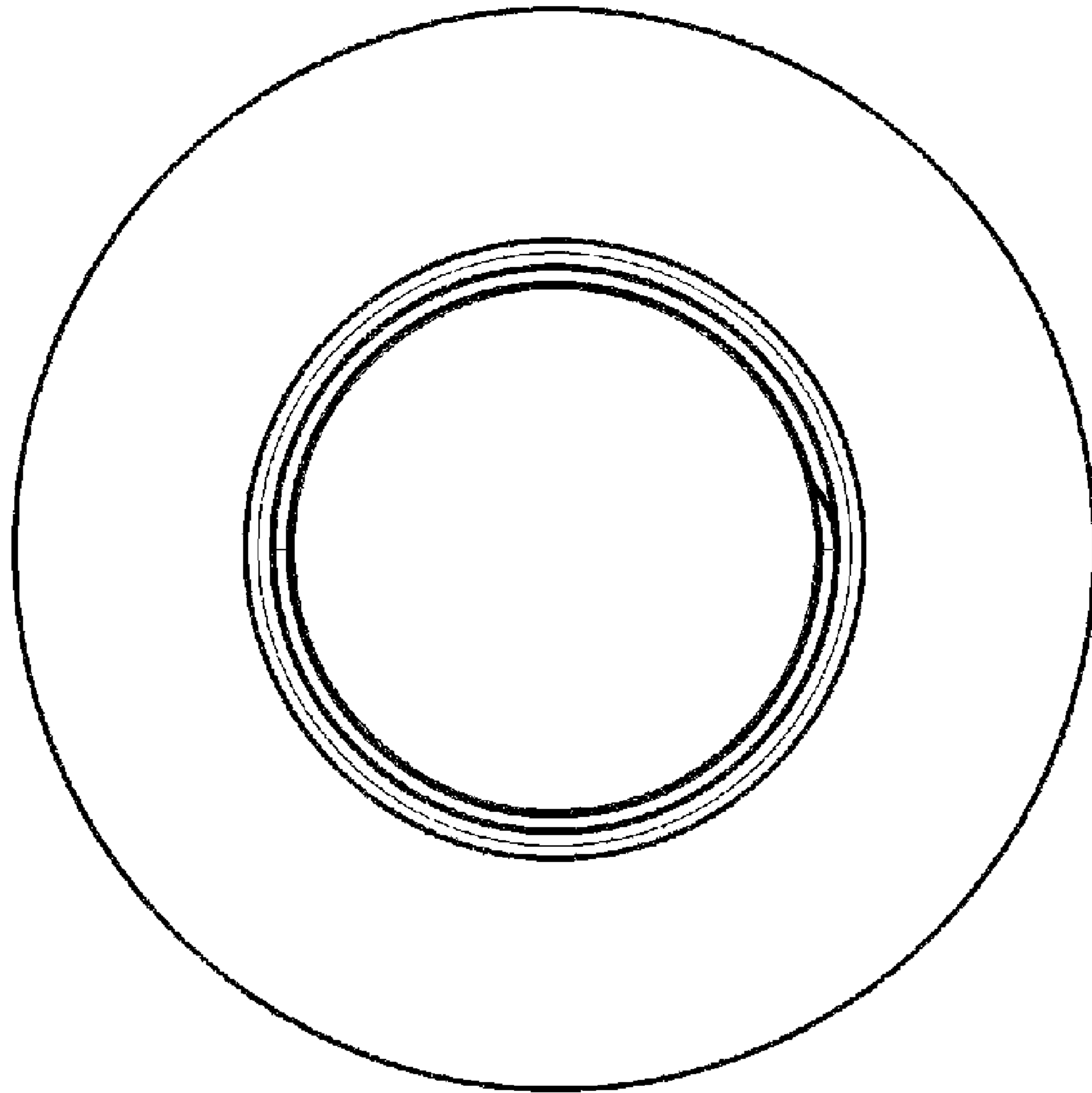


FIG. 7