



US00D630100S

(12) **United States Design Patent**
Wanet

(10) **Patent No.:** **US D630,100 S**
(45) **Date of Patent:** **** Jan. 4, 2011**

(54) **BOTTLE**

(75) Inventor: **Sandrine Wanet**, Paris (FR)

(73) Assignee: **Saint-Gobain Emballage**, Courbevoie (FR)

(**) Term: **14 Years**

(21) Appl. No.: **29/309,052**

(22) Filed: **Jun. 16, 2008**

(51) **LOC (9) Cl.** **09-01**

(52) **U.S. Cl.** **D9/544; D9/574**

(58) **Field of Classification Search** D9/500,
D9/516, 520, 544, 545, 546, 549, 551, 556,
D9/560, 564, 569, 572, 573, 574, 575, 555,
D9/568, 766, 768, 770; 215/379, 381-385;
220/600, 602, 604, 608, 609, 660, 662, 665,
220/669

See application file for complete search history.

(56) **References Cited**

U.S. PATENT DOCUMENTS

D20,792 S *	6/1891	Rodiger	D9/546
D22,354 S *	4/1893	Wheaton	D9/542
D26,924 S *	4/1897	Cropper	D9/545
D33,630 S *	12/1900	Kilmer	D9/500
D35,868 S *	4/1902	Taussig	D12/18
D41,238 S *	3/1911	Brawner	D9/544
D41,559 S *	7/1911	Marsters	D9/560
D76,990 S *	11/1928	Curran	D9/523
2,024,570 A *	12/1935	Fischman	222/182
2,029,743 A *	2/1936	Spender	222/321.6
3,170,633 A *	2/1965	Castelli	239/327
5,183,186 A *	2/1993	Delaney, Jr.	222/211
6,062,430 A *	5/2000	Fuchs	222/105
D484,419 S *	12/2003	Potocki et al.	D9/573
D486,072 S *	2/2004	Potocki et al.	D9/573
D522,872 S *	6/2006	Lascaux	D9/544
D544,365 S *	6/2007	Werner	D9/560
D545,213 S *	6/2007	Werner et al.	D9/652
D551,082 S *	9/2007	Kakhniadze et al.	D9/530
D553,000 S *	10/2007	Barbagli et al.	D9/571

D561,026 S *	2/2008	Rica	D9/500
D573,024 S *	7/2008	Delbon	D9/500
D577,600 S *	9/2008	Kim et al.	D9/573
D580,771 S *	11/2008	Rica	D9/560
D581,800 S *	12/2008	Rica	D9/544

(Continued)

Primary Examiner—Stella M Reid

Assistant Examiner—Elizabeth J Oswecki

(74) *Attorney, Agent, or Firm*—Oblon, Spivak, McClelland, Maier & Neustadt, L.L.P.

(57) **CLAIM**

The ornamental design for a bottle, as shown and described.

DESCRIPTION

FIG. 1 is a top plan view of a bottle, showing my new design;

FIG. 2 is a bottom plan view thereof;

FIG. 3 is a front elevational view thereof, the rear elevational view being a mirror image of the front view shown;

FIG. 4 is a top and right side elevational view thereof, the top and left side elevational view being a mirror image of the side view shown;


FIG. 5 is a right side elevational side view thereof, the left side elevational view being a mirror image of the side view shown; and,

FIG. 6 is a top, front and left side perspective view thereof.

The indicia shown in the bottom view is for illustrative purposes only, forms no part of the claimed invention and is hereby disclaimed.

The broken line showing of portions of an interior of a bottle and a bottom of a bottle is included for the purpose of illustrating only and forms no part of the claimed design.

1 Claim, 5 Drawing Sheets



US D630,100 S

Page 2

U.S. PATENT DOCUMENTS

D586,659 S *	2/2009	Delbon	D9/546	D600,562 S *	9/2009	Sultan	D9/541
D591,597 S *	5/2009	Rica	D9/516	D601,428 S *	10/2009	Rica	D9/544
D596,491 S *	7/2009	Rica	D9/546	D612,242 S *	3/2010	Rica	D9/516
D600,560 S *	9/2009	Sultan	D9/541	D612,739 S *	3/2010	Delbon	D9/544

* cited by examiner




Fig. 1



Fig. 2




Fig. 3




Fig. 4




Fig. 5




Fig. 6