



US00D630098S

(12) **United States Design Patent**
Enthoven

(10) **Patent No.:** **US D630,098 S**

(45) **Date of Patent:** **** Jan. 4, 2011**

(54) **CONTAINER AND HANDLE ASSEMBLY**

(75) Inventor: **Axel Enthoven**, Antwerp (BE)

(73) Assignee: **Yesh Ltd**, Wanchai (HK)

(**) Term: **14 Years**

(21) Appl. No.: **29/352,516**

(22) Filed: **Dec. 22, 2009**

(30) **Foreign Application Priority Data**

Sep. 2, 2009 (EM) 001606997-0001

(51) **LOC (9) Cl.** **09-01**

(52) **U.S. Cl.** **D9/533**

(58) **Field of Classification Search** D9/500,
D9/503, 505, 516, 528, 531, 532, 533, 536,
D9/544, 545; D24/108, 224; 210/85; 422/102;
215/380, 382, 385, 396, 398

See application file for complete search history.

(56) **References Cited**

U.S. PATENT DOCUMENTS

D257,289 S * 10/1980 Akimov et al. D24/224

5,653,943 A * 8/1997 Arnold 422/102

5,658,456 A * 8/1997 Kenley et al. 210/85

D434,329 S * 11/2000 Vultaggio et al. D9/533

D435,649 S * 12/2000 Shah et al. D24/108

D581,281 S * 11/2008 Westphal D9/533

D605,040 S * 12/2009 Fry et al. D9/500

* cited by examiner

Primary Examiner—Shanda C Hill

(74) *Attorney, Agent, or Firm*—Kirschstein, et al.

(57) **CLAIM**

The ornamental design for a container and handle assembly, as shown and described.

DESCRIPTION

FIG. 1 is a perspective view of a container and handle assembly according to my new design;

FIG. 2 is a top plan view thereof;

FIG. 3 is a front elevational view thereof, the rear view being a mirror image; and,

FIG. 4 is a right side elevational view thereof, the left side view being a mirror image.

The bottom plan view is plain and unornamented.

1 Claim, 4 Drawing Sheets

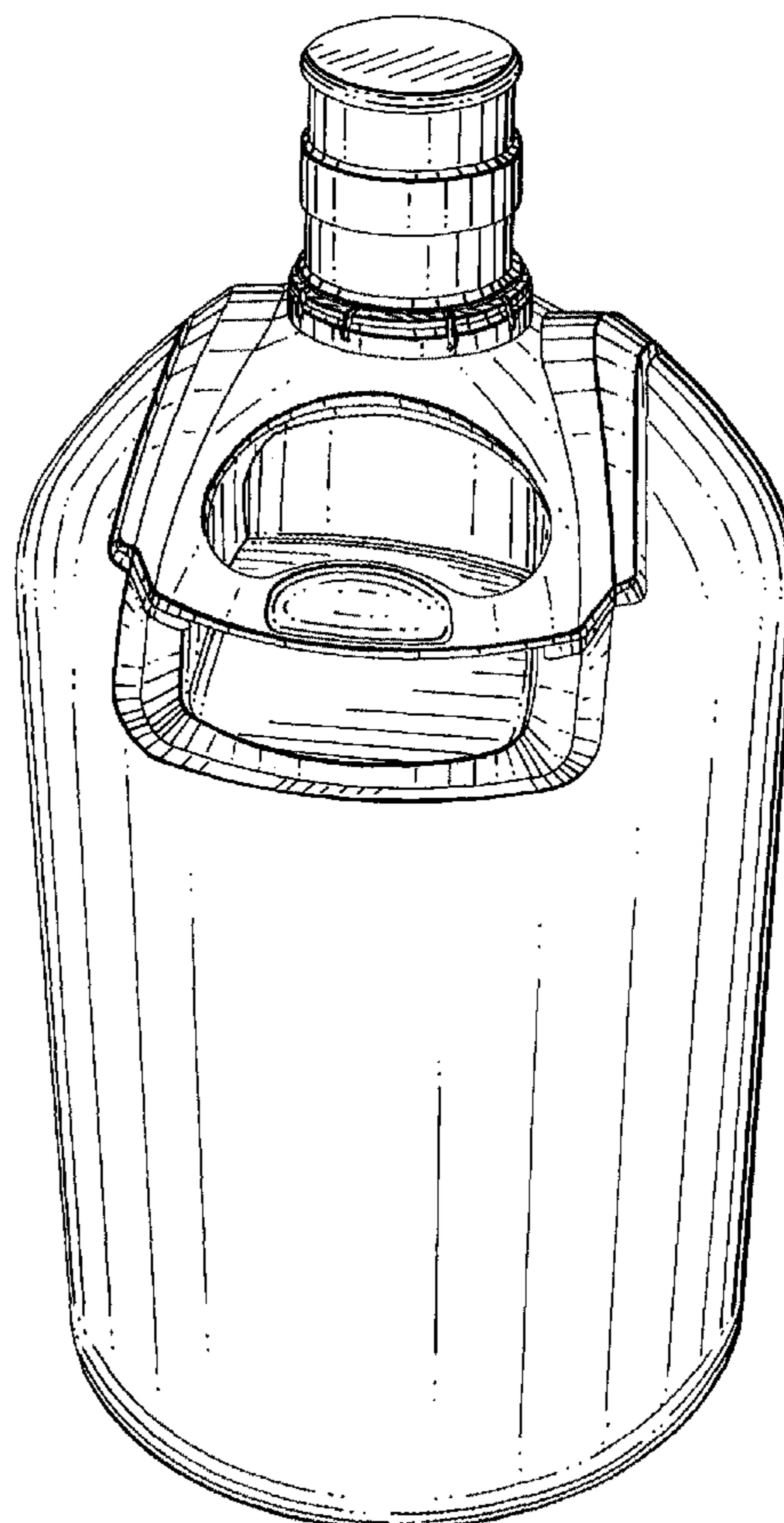
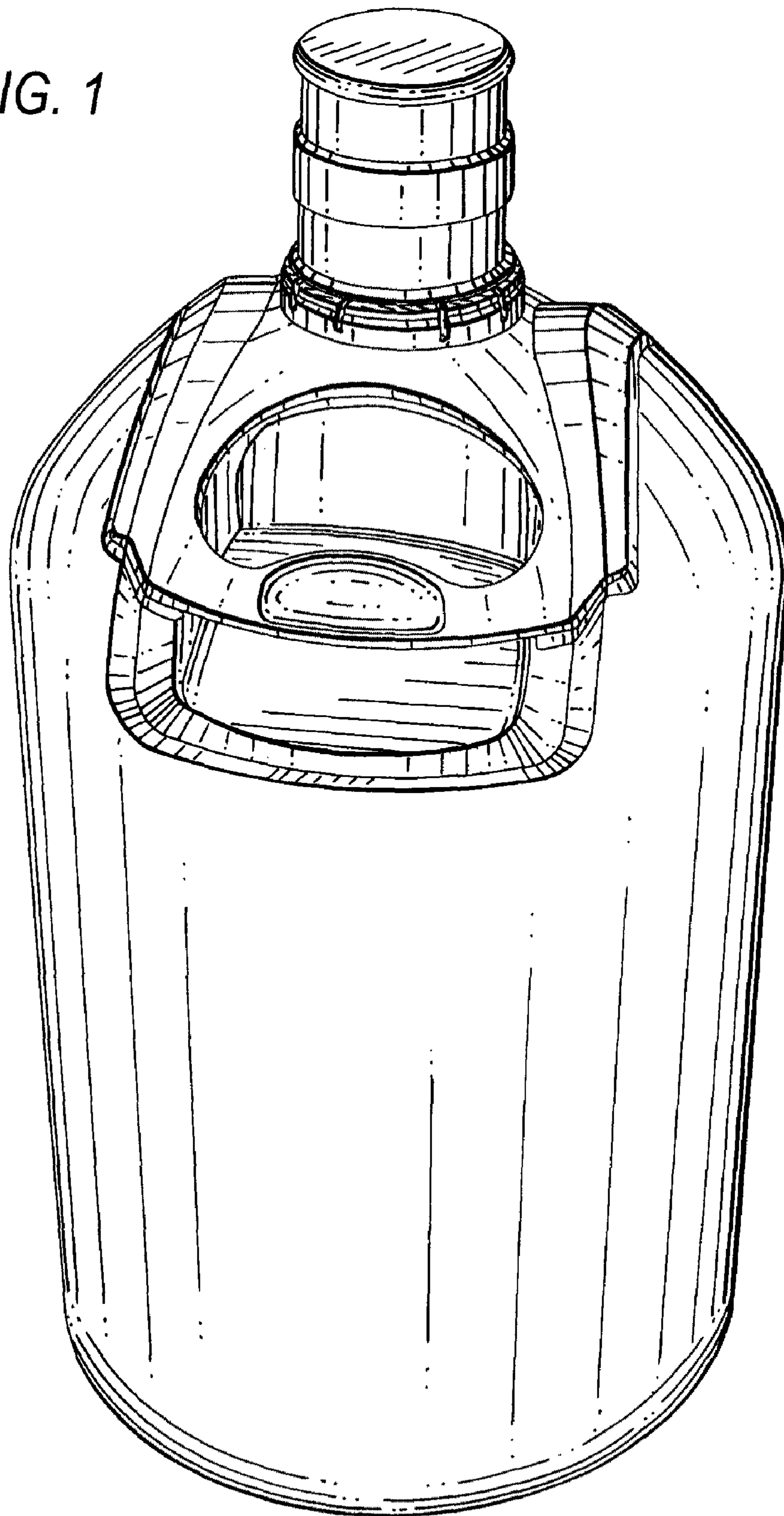


FIG. 1



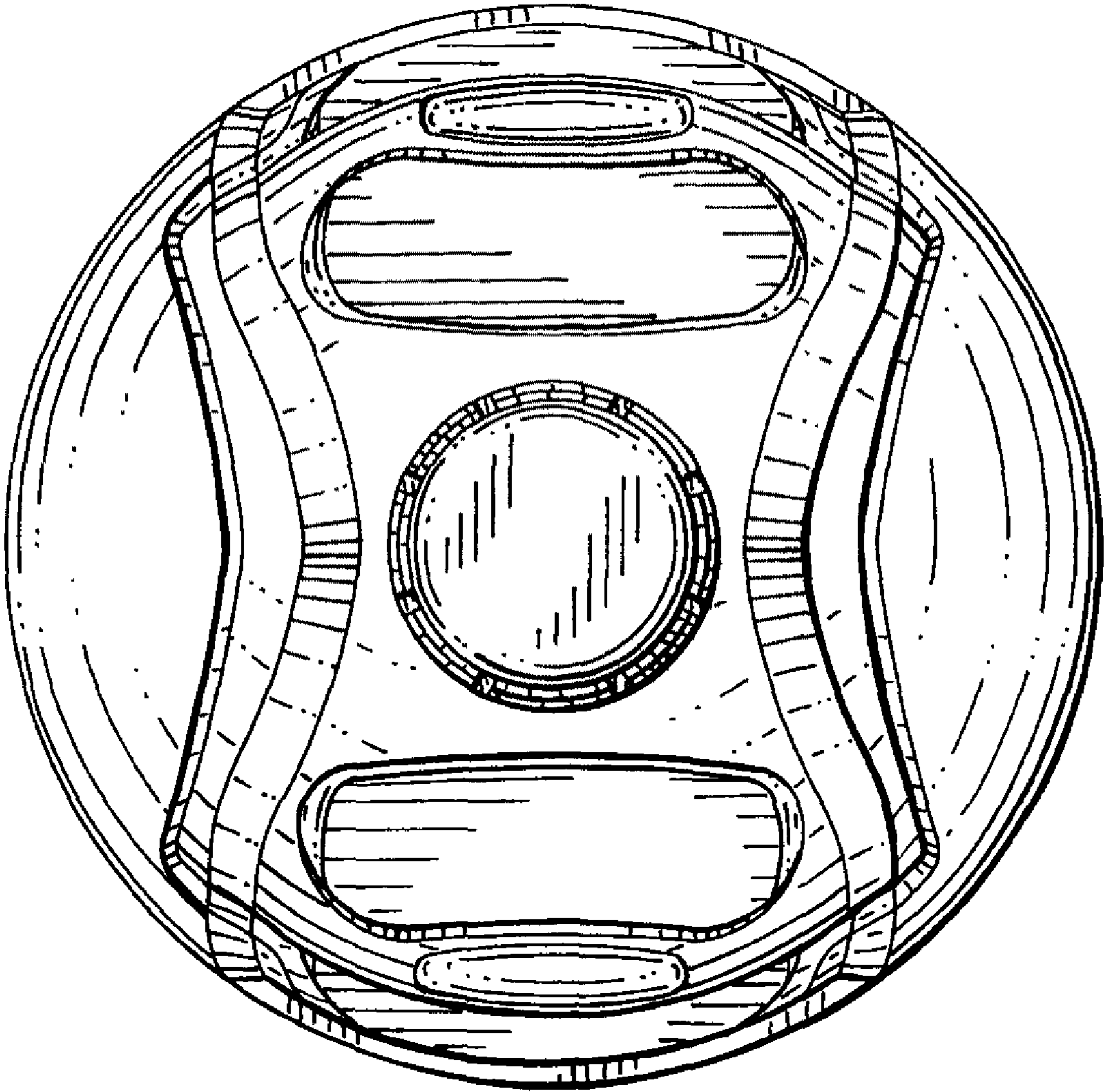
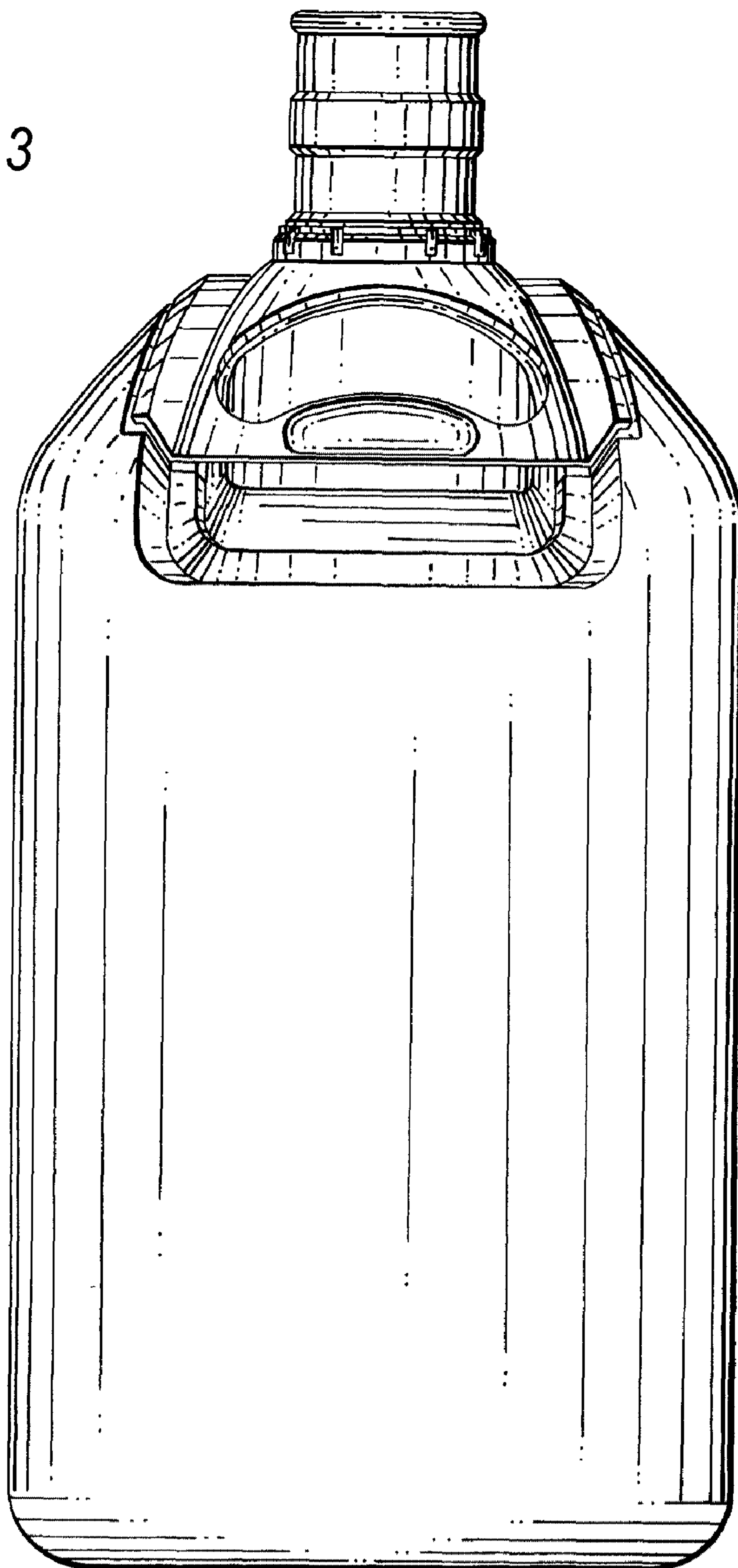


FIG. 2

FIG. 3






FIG. 4