



US00D630077S

(12) **United States Design Patent**  
**Kufner et al.**

(10) **Patent No.:** **US D630,077 S**  
(45) **Date of Patent:** **\*\* Jan. 4, 2011**

(54) **TILE ALIGNMENT AND LEVELING DEVICE**

(75) Inventors: **Edward A Kufner**, Fairfield, IA (US);  
**Michele Volponi**, Fairfield, IA (US)

(73) Assignee: **Tuscan Leveling, Inc.**, Fairfield, IA (US)

(\*\*) Term: **14 Years**

(21) Appl. No.: **29/359,023**

(22) Filed: **Apr. 5, 2010**

(51) **LOC (9) Cl.** ..... **08-08**

(52) **U.S. Cl.** ..... **D8/105**

(58) **Field of Classification Search** ..... D8/105,  
D8/14, 51, 52, 89, 81, 76, 356, 354, 26; D10/64;  
D34/35; D6/349; D25/199; 33/527, 526;  
428/98, 64.1; 52/392, 389, 749.11  
See application file for complete search history.

(56) **References Cited**

**U.S. PATENT DOCUMENTS**

D240,708 S *	7/1976	Ilukowicz .....	D25/199
D334,133 S *	3/1993	Hartzheim .....	D8/354
5,288,534 A *	2/1994	Tavshanjian .....	428/64.1
5,359,783 A *	11/1994	Smith .....	33/527
D382,180 S *	8/1997	Chuang .....	D8/26
D466,380 S *	12/2002	Dickson .....	D8/14
D492,210 S *	6/2004	Shilo et al. ....	D10/64
D504,805 S *	5/2005	Sorkin .....	D8/356
D542,162 S *	5/2007	Skillings .....	D10/64

D561,501 S *	2/2008	Joseph .....	D6/500
D573,423 S *	7/2008	Simons .....	D8/14
7,536,802 B1 *	5/2009	Tavy et al. ....	33/527
D594,737 S *	6/2009	Kelly et al. ....	D8/354
D595,117 S *	6/2009	Sorkin .....	D8/354
7,698,831 B2 *	4/2010	Higgs et al. ....	33/526
2004/0060184 A1 *	4/2004	Shilo et al. ....	33/526

\* cited by examiner

*Primary Examiner*—Austin Murphy

(74) *Attorney, Agent, or Firm*—Ryan N. Carter

(57) **CLAIM**

The ornamental design for a tile alignment and leveling device, as shown and described.

**DESCRIPTION**

FIG. 1 is a front perspective view of the device;

FIG. 2 is a first side view;

FIG. 3 is a second side view;

FIG. 4 is a third side view;

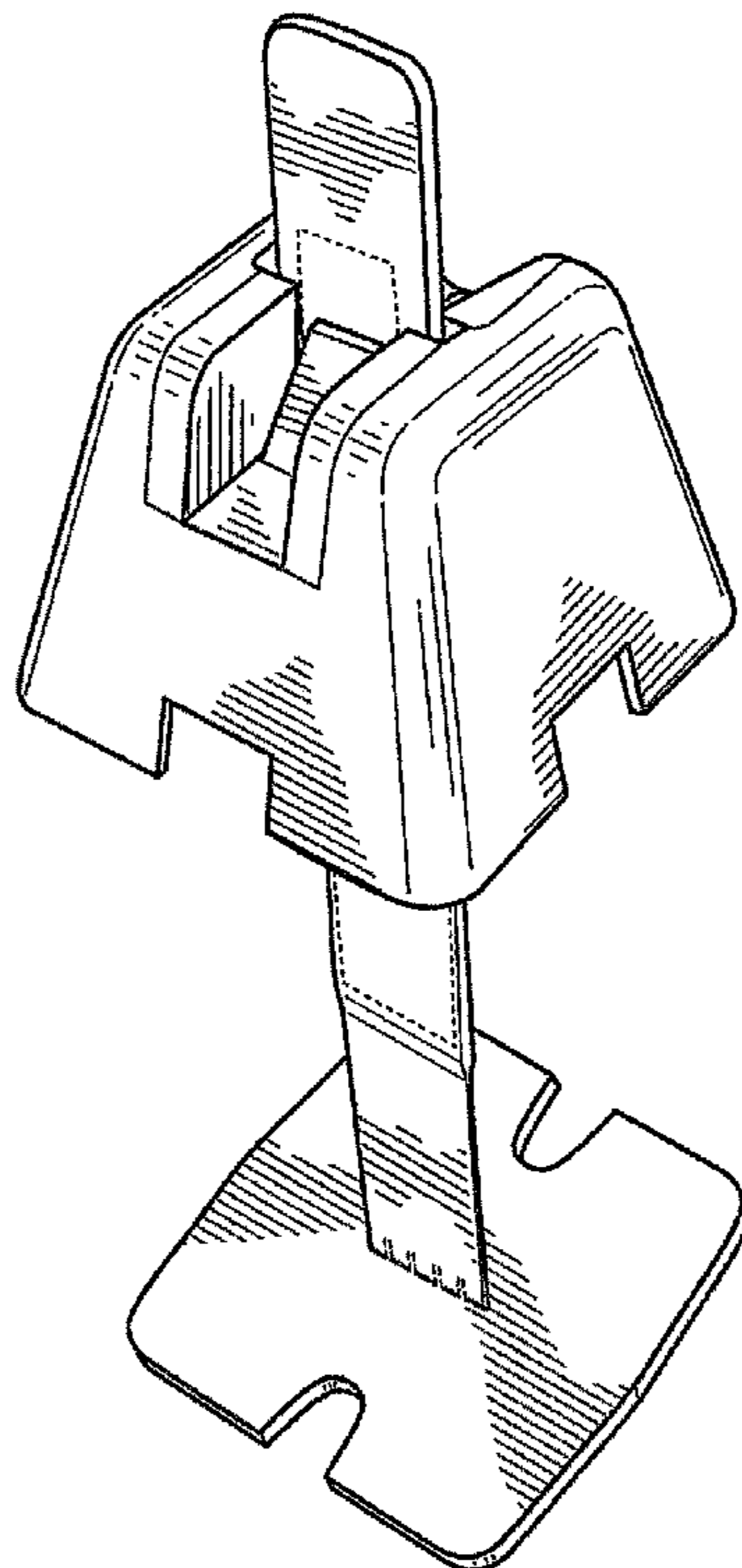
FIG. 5 is a fourth side view;

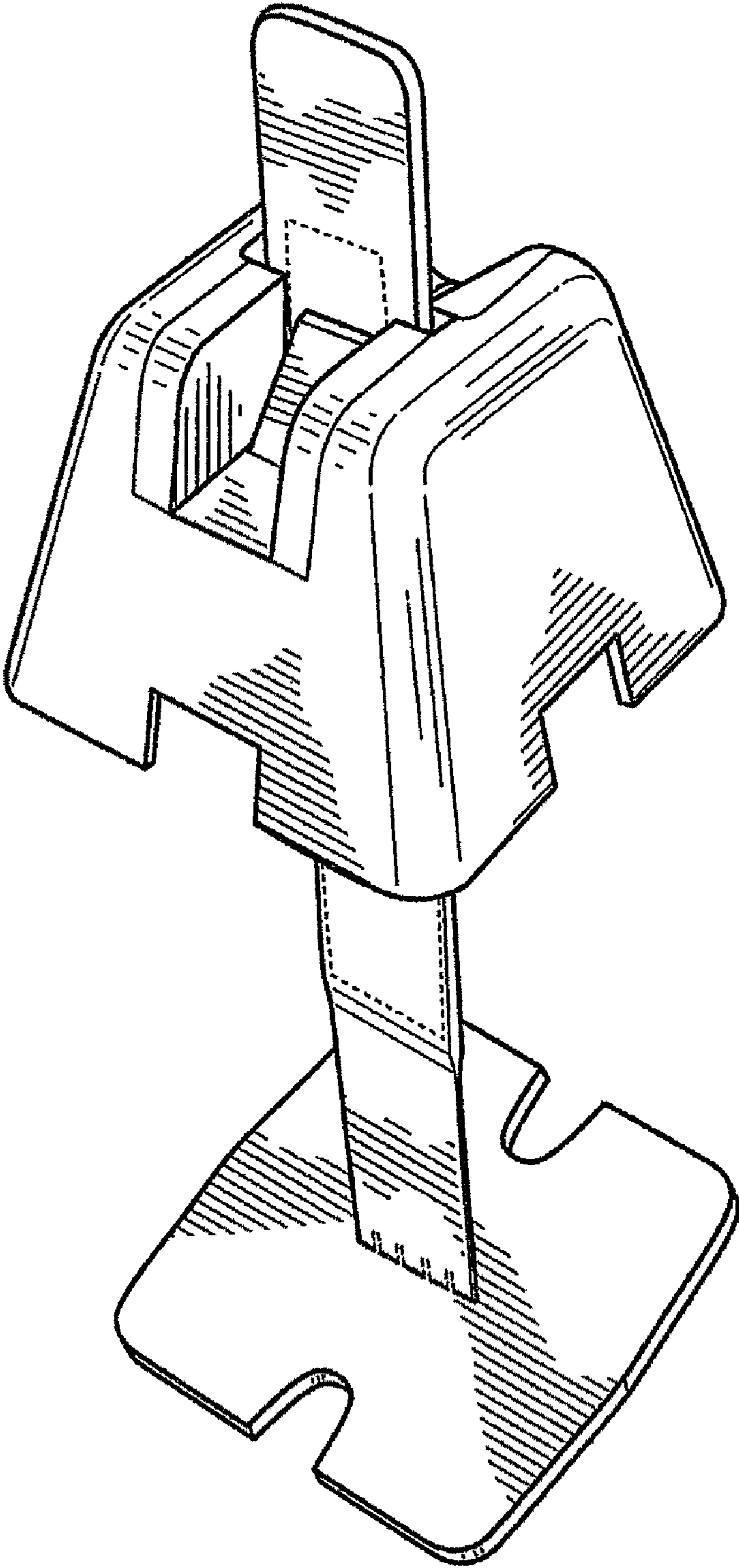
FIG. 6 is a top view; and,

FIG. 7 is a bottom view.

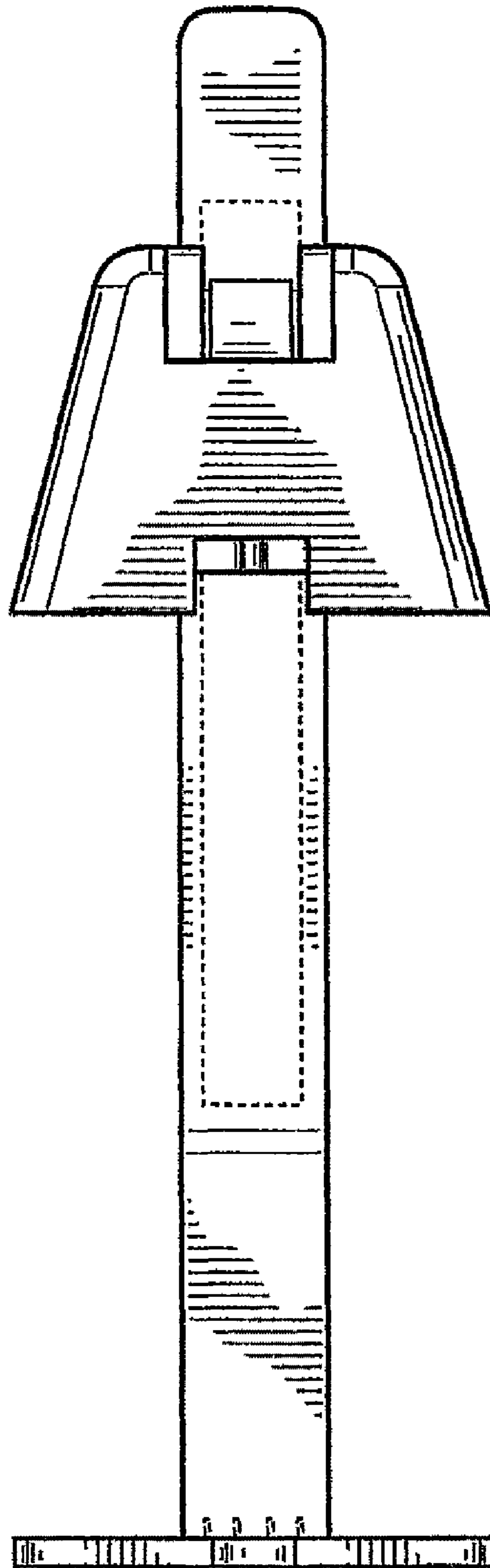
The broken lines shown in the drawings show portions of the tile alignment and leveling device that form no part of the claimed design.

**1 Claim, 7 Drawing Sheets**

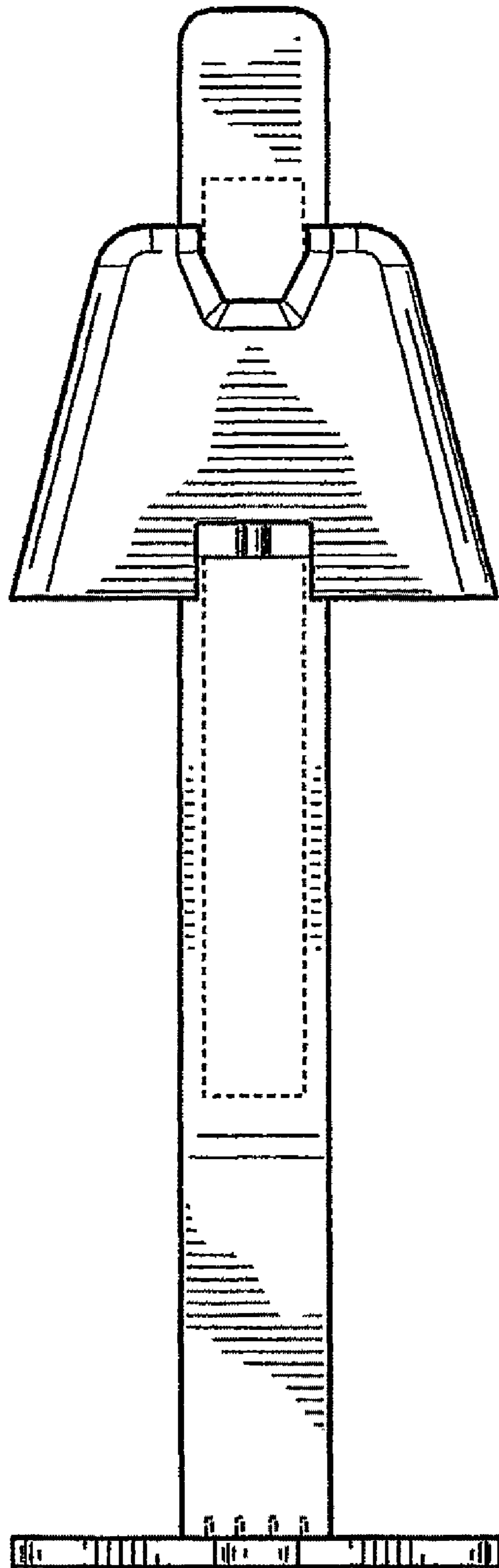




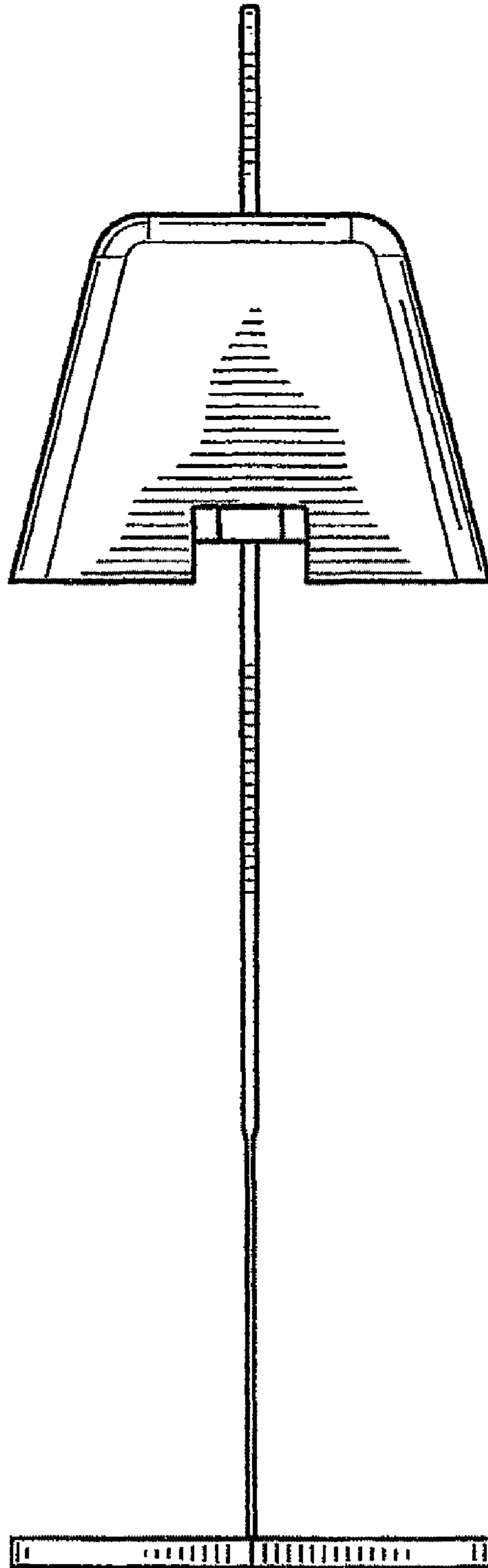
**FIG. 1**



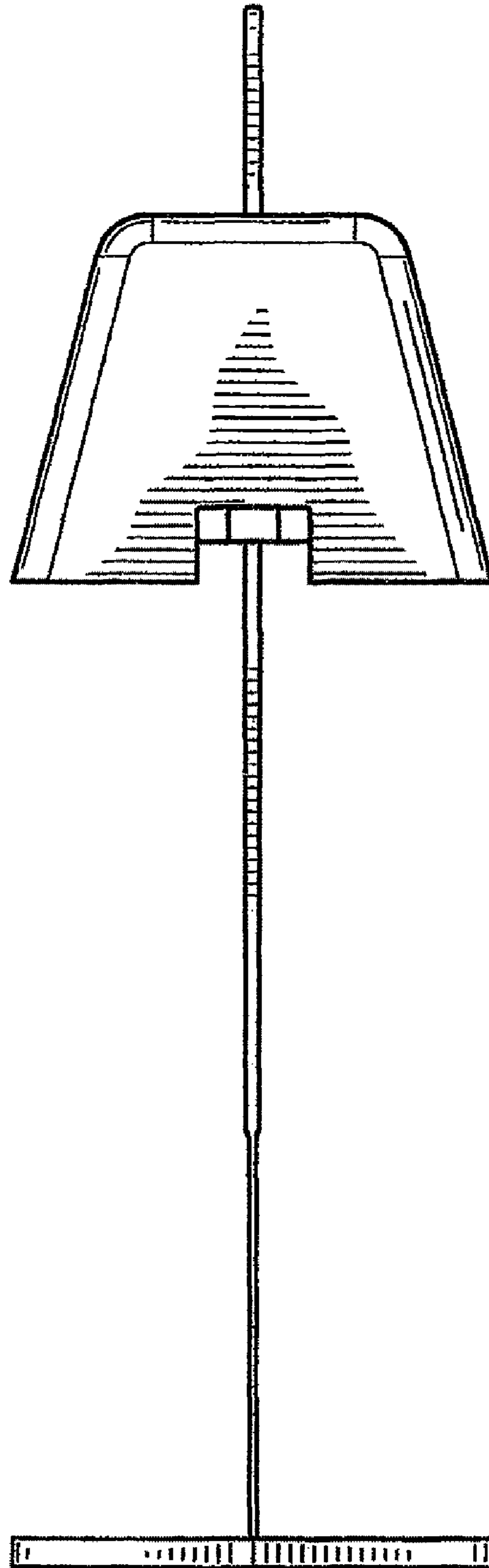
**FIG. 2**



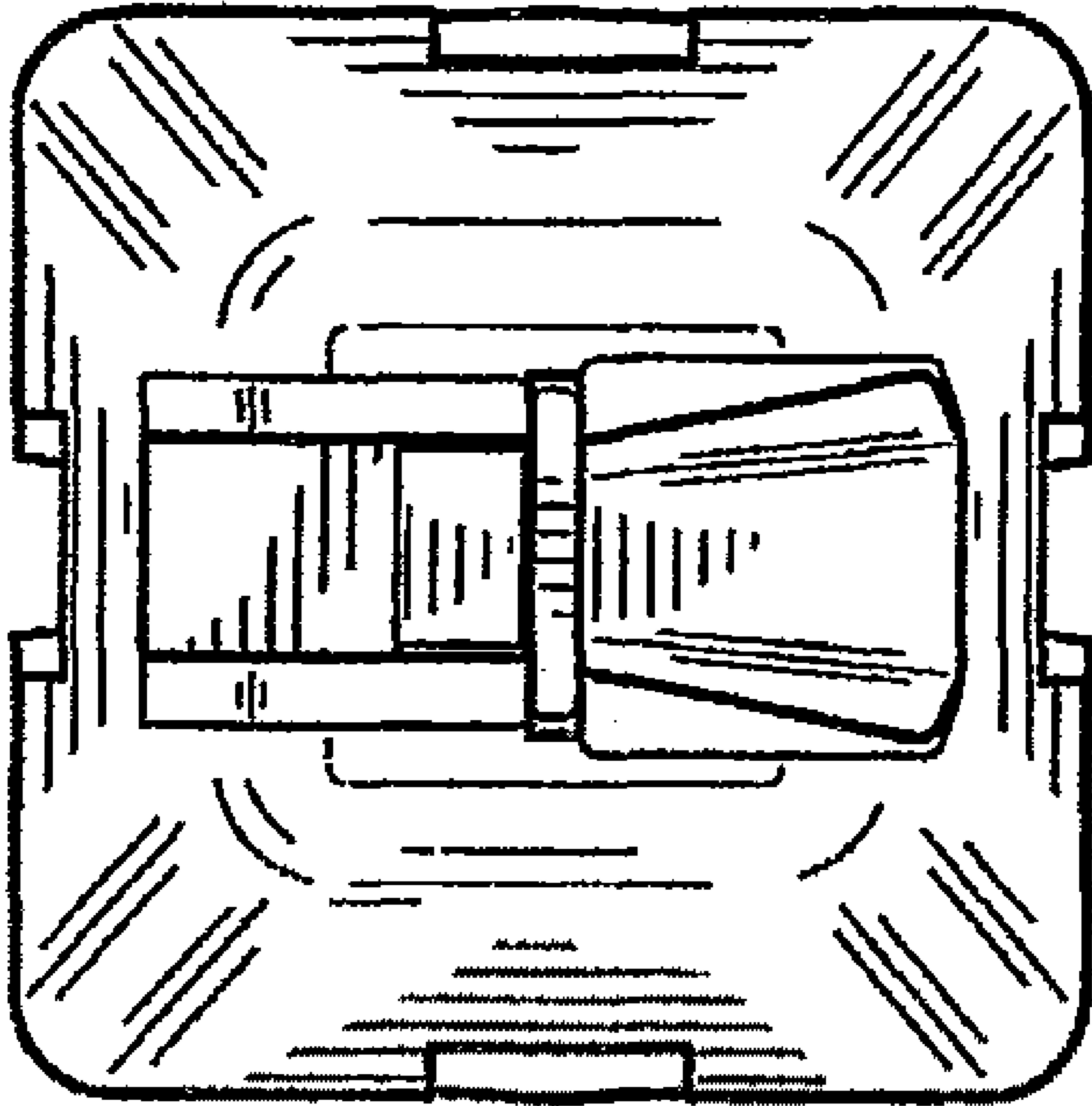
**FIG. 3**



**FIG. 4**

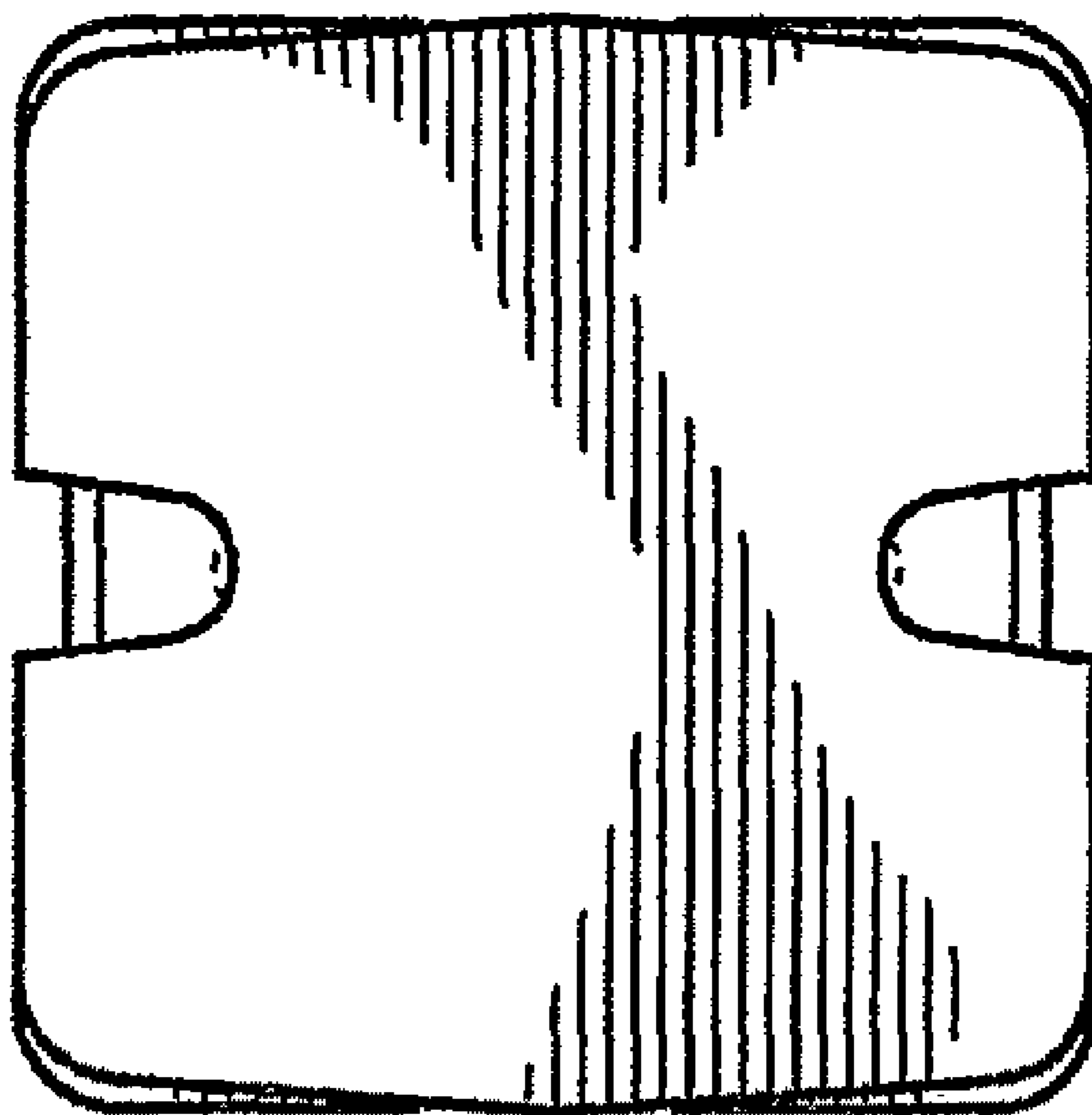


**FIG. 5**



**FIG. 6**





**FIG. 7**