

US00D630067S

(12) **United States Design Patent**
Block et al.

(10) **Patent No.:** **US D630,067 S**
(45) **Date of Patent:** **** Jan. 4, 2011**

(54) **HAND PRUNER**

D344,218 S 2/1994 Wensley et al.

(75) Inventors: **Andrew Block**, Middleton, WI (US);
Joshua D. Hatch, Middleton, WI (US);
Scott Roelke, Arena, WI (US); **Colin**
Roberts, Stevens Point, WI (US); **Daniel**
J. Lipscomb, Prairie du Sac, WI (US)

(Continued)

OTHER PUBLICATIONS

(73) Assignee: **Fiskars Brands, Inc.**, Madison, WI (US)

U.S. Appl. No. 29/288,210, filed Jun. 4, 2007, Lipscomb et al.

(**) Term: **14 Years**

Primary Examiner—Holly H Baynham

Assistant Examiner—Sheryl Lane

(21) Appl. No.: **29/362,512**

(74) *Attorney, Agent, or Firm*—Foley & Lardner LLP

(22) Filed: **May 26, 2010**

(57) **CLAIM**

(51) **LOC (9) Cl.** **08-01**

We claim the ornamental design for a hand pruner, as shown and described.

(52) **U.S. Cl.** **D8/5**

(58) **Field of Classification Search** D8/5,
D8/52, 54, 68; 30/203, 131, 260, 262, 193–194,
30/296.1, 134

See application file for complete search history.

DESCRIPTION

(56) **References Cited**

U.S. PATENT DOCUMENTS

777,412 A	12/1904	Hamel et al.	
907,064 A	12/1908	Litzelman	
D47,855 S	9/1915	Martin	
D301,537 S	6/1989	Pittaway	
D301,538 S	6/1989	Pittaway	
D305,090 S	12/1989	Collins et al.	
D305,495 S	1/1990	Carter	
D307,696 S *	5/1990	Ishida et al.	D8/5
4,947,553 A	8/1990	Bendickson et al.	
4,964,216 A	10/1990	Gosselin	
5,020,222 A	6/1991	Gosselin et al.	
5,058,277 A	10/1991	Kishimoto	
D322,546 S	12/1991	Chan	
D331,691 S	12/1992	Chan	
D335,807 S	5/1993	Birkholz	
D336,222 S	6/1993	Wensley et al.	
D336,412 S	6/1993	Wensley et al.	
D339,725 S	9/1993	Birkholz	
5,243,762 A	9/1993	Orthey	
D342,652 S	12/1993	Wensley et al.	

FIG. 1 is a perspective view of a hand pruner showing the claimed design.

FIG. 2 is a front elevation view of the claimed design of FIG. 1.

FIG. 3 is a back elevation view of the claimed design of FIG. 1.

FIG. 4 is a top view of the claimed design of FIG. 1.

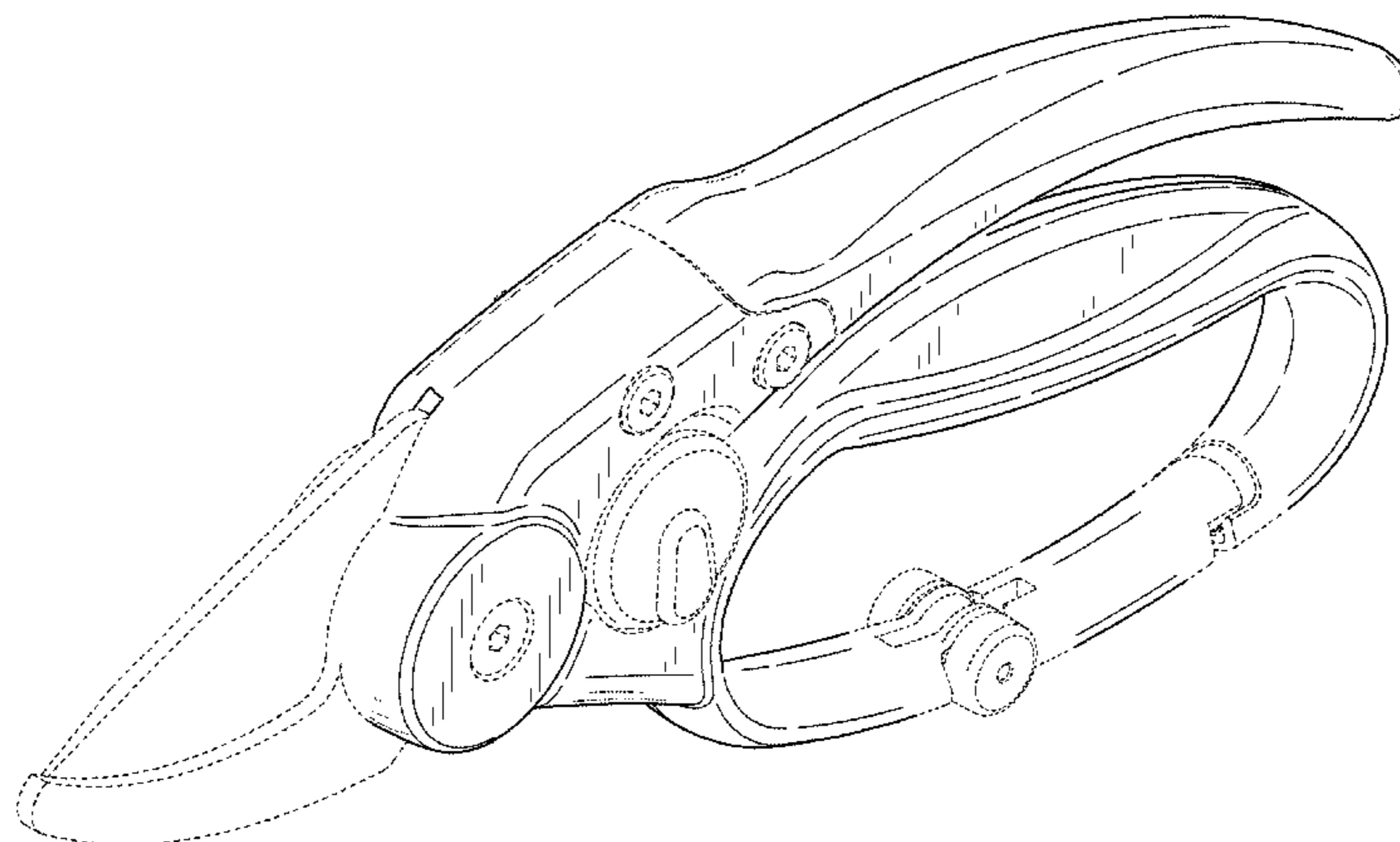
FIG. 5 is a bottom view of the claimed design of FIG. 1.

FIG. 6 is a right side elevation view of the claimed design of FIG. 1; and,

FIG. 7 is a left side elevation view of the claimed design of FIG. 1.

The ornamental design which is claimed is shown in solid lines in the drawings. The broken lines in the drawings are for illustrative purposes only and form no part of the claimed design.

1 Claim, 5 Drawing Sheets



US D630,067 S

Page 2

U.S. PATENT DOCUMENTS

D344,219 S	2/1994	Wensley et al.	D470,732 S *	2/2003	Wu	D8/5
D344,220 S	2/1994	Wensley et al.	6,513,248 B2	2/2003	Linden et al.		
D350,466 S	9/1994	Ramsey et al.	6,643,937 B1	11/2003	Wu		
D353,087 S	12/1994	Ramsey et al.	D491,775 S	6/2004	Tomchak et al.		
D354,205 S	1/1995	Wensley et al.	D494,032 S *	8/2004	Rivera	D8/58
D354,890 S	1/1995	Concari et al.	6,789,324 B2	9/2004	Lindén et al.		
D358,748 S	5/1995	Ramsey et al.	D499,621 S	12/2004	Tsuda		
D359,427 S	6/1995	Birkholz	6,829,828 B1	12/2004	Cech et al.		
5,426,857 A	6/1995	Lindén	D501,379 S	2/2005	Lipscomb et al.		
D359,890 S	7/1995	Wensley	D503,324 S *	3/2005	Carlson et al.	D8/57
D361,700 S	8/1995	Birkholz	D503,595 S	4/2005	Lipscomb et al.		
D362,162 S	9/1995	Wensley	D503,880 S	4/2005	McLean		
5,469,625 A	11/1995	Melter et al.	6,938,347 B2	9/2005	Lindén et al.		
D369,531 S	5/1996	Birkholz	7,111,349 B2	9/2006	Goldberg		
5,570,510 A	11/1996	Lindén	D534,563 S	1/2007	Yip		
D377,588 S	1/1997	Birkholz	D536,940 S	2/2007	Peterson et al.		
5,636,443 A	6/1997	Lindén	D537,311 S	2/2007	Peterson et al.		
D387,647 S	12/1997	Lindén	D545,646 S	7/2007	Shan		
5,697,159 A	12/1997	Lindén	D547,139 S	7/2007	Shan		
D393,193 S	4/1998	Schneider et al.	D549,335 S	8/2007	Junck		
5,765,289 A	6/1998	Schulz et al.	D555,442 S *	11/2007	Kaposi	D8/5
D413,503 S	9/1999	Dugdale	D557,096 S *	12/2007	Wu	D8/57
D426,447 S	6/2000	Chau	D570,167 S *	6/2008	Kaposi	D8/5
D427,493 S	7/2000	Wu	D580,236 S	11/2008	Wu		
6,105,257 A	8/2000	Rutkowski et al.	D595,548 S	7/2009	Lipscomb et al.		
D434,285 S	11/2000	Podlesny	D600,092 S *	9/2009	Peterson et al.	D8/107
6,223,372 B1	5/2001	Barber	2003/0079576 A1	5/2003	Lo		
6,493,943 B1	12/2002	Linden	2003/0126747 A1	7/2003	Kusaba		
D469,323 S	1/2003	Lindén	2008/0295339 A1	12/2008	Lipscomb et al.		
			2008/0295341 A1	12/2008	Lipscomb et al.		

* cited by examiner

FIGURE 1

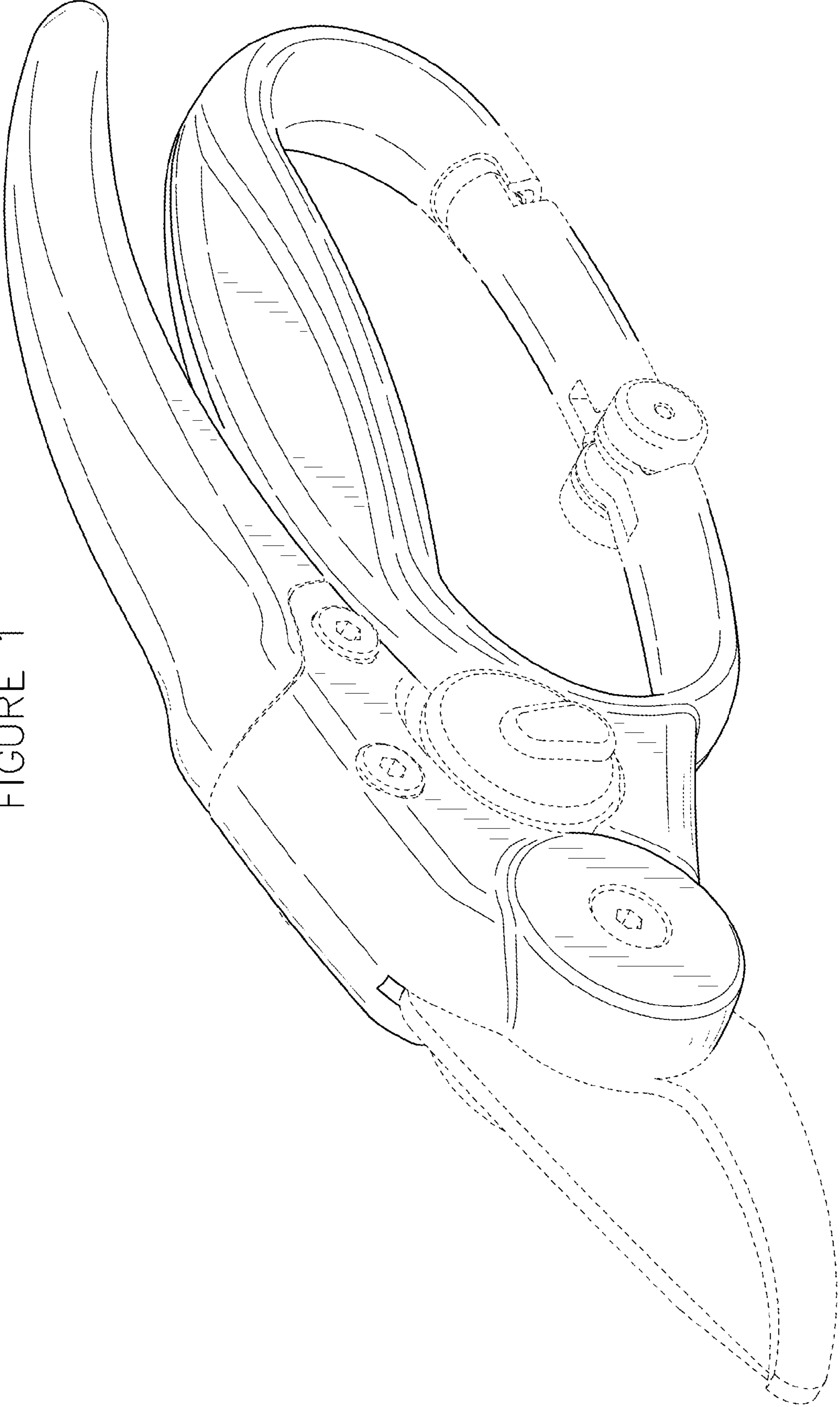


FIGURE 2

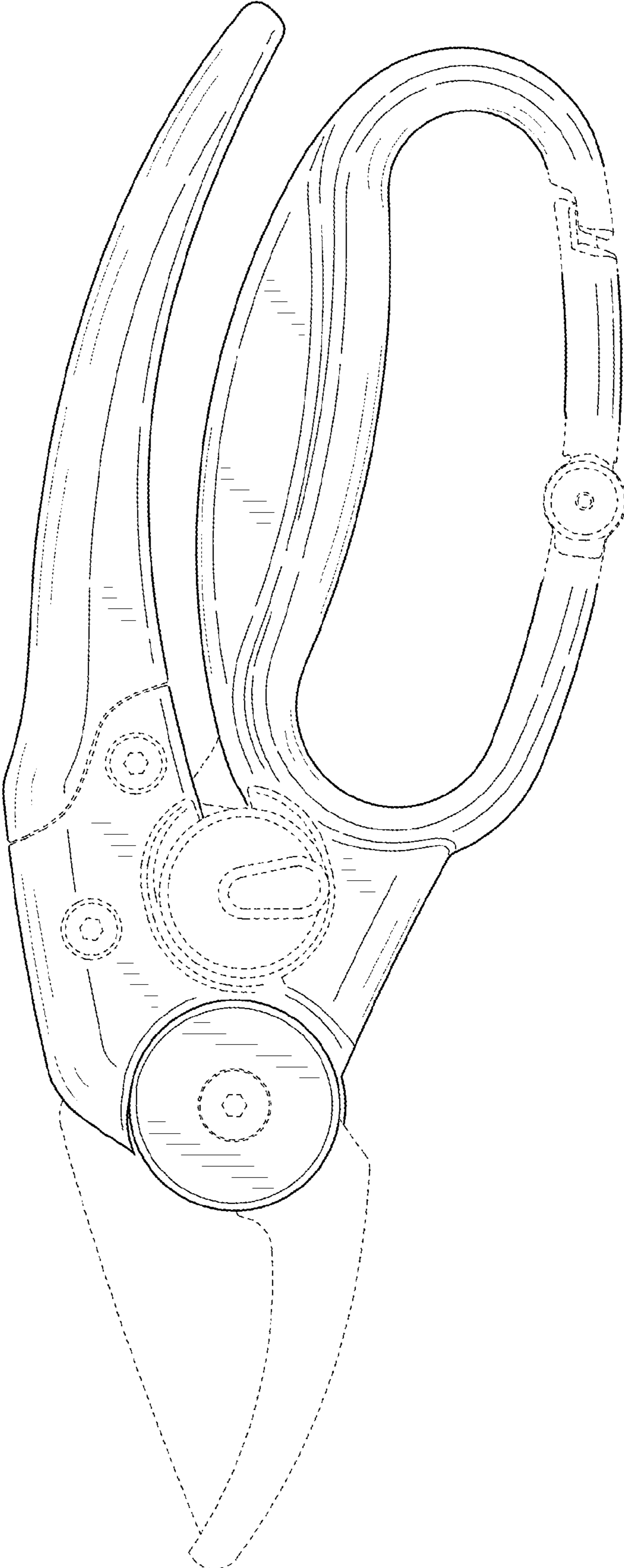


FIGURE 3

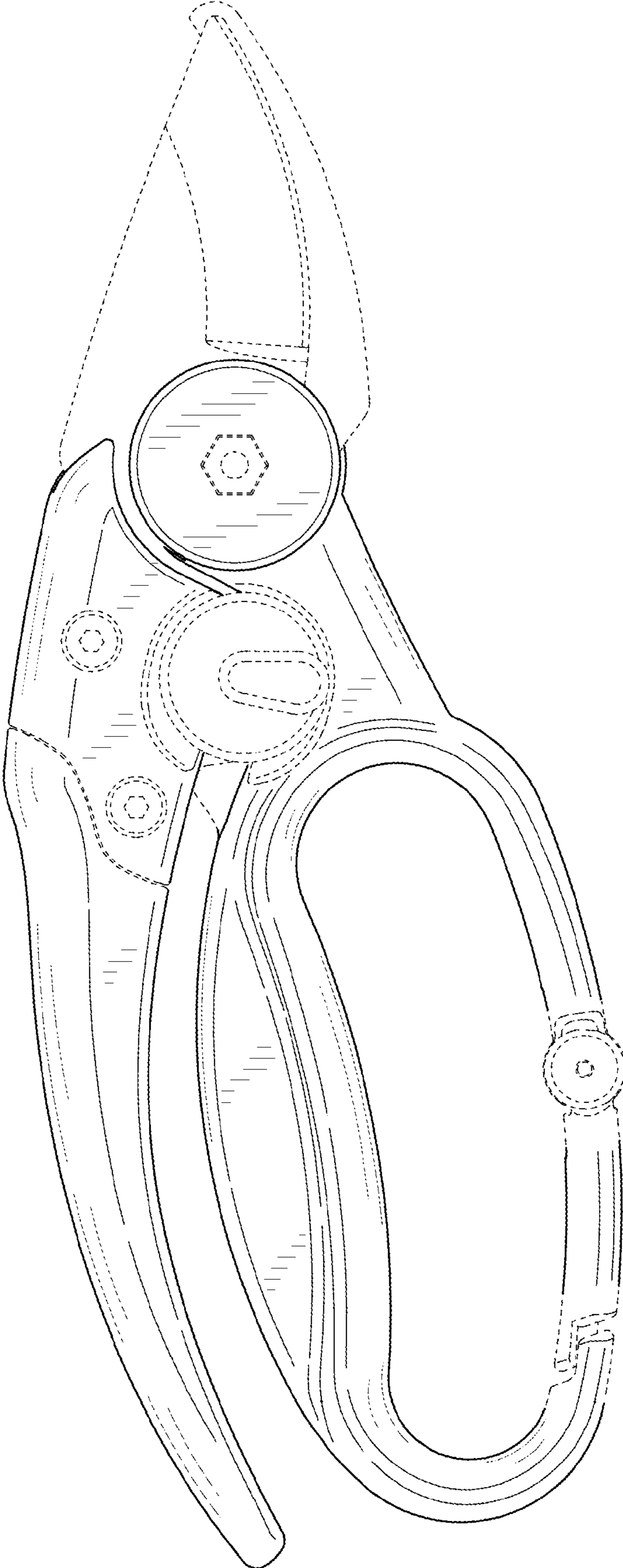


FIGURE 4

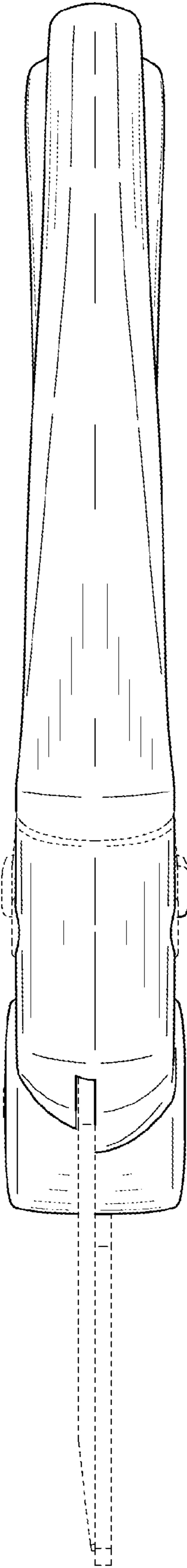


FIGURE 5

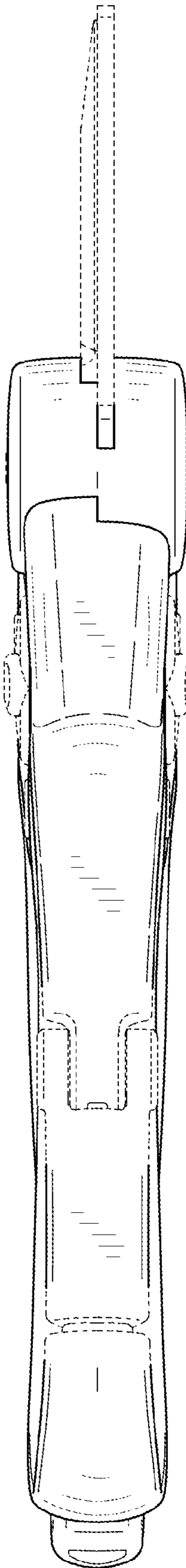


FIGURE 7

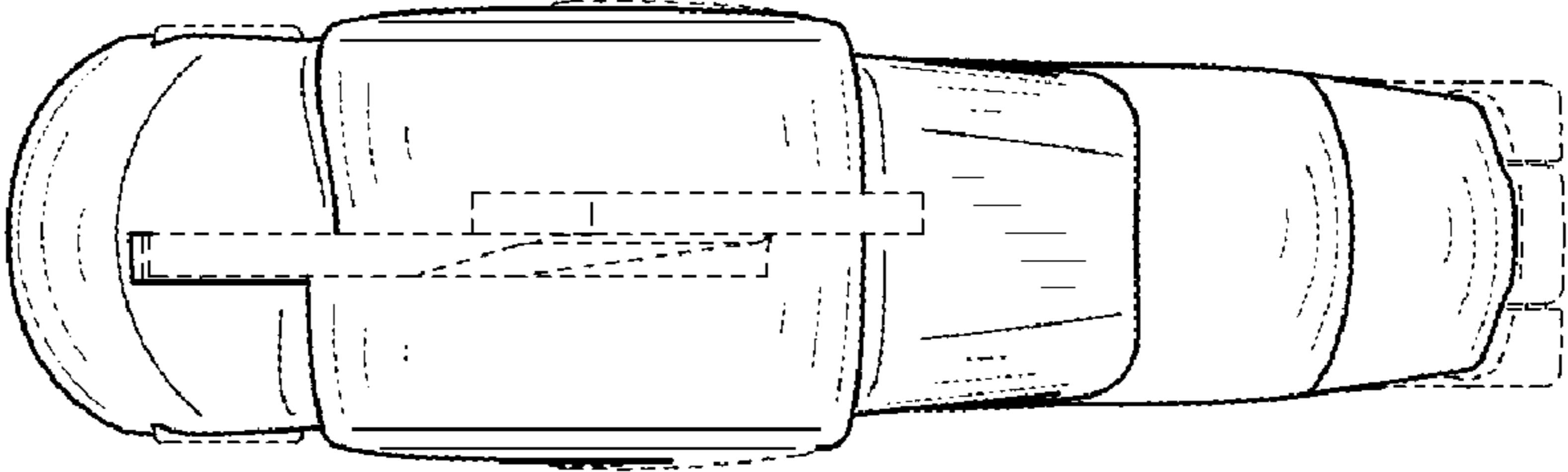


FIGURE 6

