

US00D630059S

(12) **United States Design Patent**
Gilbert et al.

(10) **Patent No.:** **US D630,059 S**
(45) **Date of Patent:** **** Jan. 4, 2011**

(54) **BEVERAGE CONTAINER**

(75) Inventors: **Tyler Sean Gilbert**, Bellevue, WA (US);
Robin Levien, North Brewham (GB)

(73) Assignee: **Pacific Market International, LLC**,
Seattle, WA (US)

(**) Term: **14 Years**

(21) Appl. No.: **29/358,513**

(22) Filed: **Mar. 29, 2010**

D480,916 S	10/2003	Norris et al.	
D488,348 S *	4/2004	Liu	D7/523
D489,225 S *	5/2004	Leinenweber	D7/510
D519,322 S *	4/2006	Hutton	D7/523
D531,452 S *	11/2006	Toth	D7/523
D535,151 S *	1/2007	Seum et al.	D7/510
D547,611 S *	7/2007	Seum et al.	D7/511
D569,181 S *	5/2008	Homma	D7/510
D571,154 S *	6/2008	Pearson	D7/533
D573,404 S *	7/2008	Wahl	D7/510
D574,190 S *	8/2008	Homma	D7/510
D577,958 S *	10/2008	Homma	D7/510
D577,959 S *	10/2008	Sandberg	D7/523
D588,409 S *	3/2009	Kleckauskas et al.	D7/507
D597,376 S *	8/2009	Reay	D7/511

Related U.S. Application Data

(62) Division of application No. 29/329,240, filed on Dec. 11, 2008, now Pat. No. Des. 615,413.

(51) **LOC (9) Cl.** **07-01**

(52) **U.S. Cl.** **D7/510; D7/511; D7/523;**
D7/396.2

(58) **Field of Classification Search** **D7/509–512,**
D7/523, 532, 396.2; 220/288, 703, 715,
220/592.16; 206/459.1

See application file for complete search history.

(56) **References Cited**

U.S. PATENT DOCUMENTS

D67,738 S	7/1925	Bell	
D118,650 S	1/1940	Sawyer	
D118,653 S *	1/1940	Sawyer	D7/523
D237,853 S *	12/1975	Katz	D7/523
D248,075 S *	6/1978	Daenen	7/523
D287,447 S *	12/1986	Bussell	D6/534
D315,409 S *	3/1991	Baarber	D24/197
D358,115 S *	5/1995	Rahr	D11/144
D364,317 S *	11/1995	Humphrey et al.	D7/511
D426,750 S	6/2000	Madden-Askew	
D432,359 S	10/2000	Madden-Askew	
D475,890 S *	6/2003	Mazonkey	D7/507

* cited by examiner

Primary Examiner—Marianne Pandozzi

(74) *Attorney, Agent, or Firm*—Davis Wright Tremaine LLP;
George C. Rondeau, Jr.

(57) **CLAIM**

The ornamental design for a beverage container, as shown and described.

DESCRIPTION

FIG. 1 is a top left side perspective view of a beverage container showing my new design;

FIG. 2 is a front elevational view thereof;

FIG. 3 is a rear elevational view thereof;

FIG. 4 is a right side elevational view thereof;

FIG. 5 is a left side elevational view thereof;

FIG. 6 is a top plan view thereof; and,

FIG. 7 is a bottom plan view thereof.

The broken lines represent portions of the beverage container that form no part of the claim.

1 Claim, 6 Drawing Sheets






Fig. 1

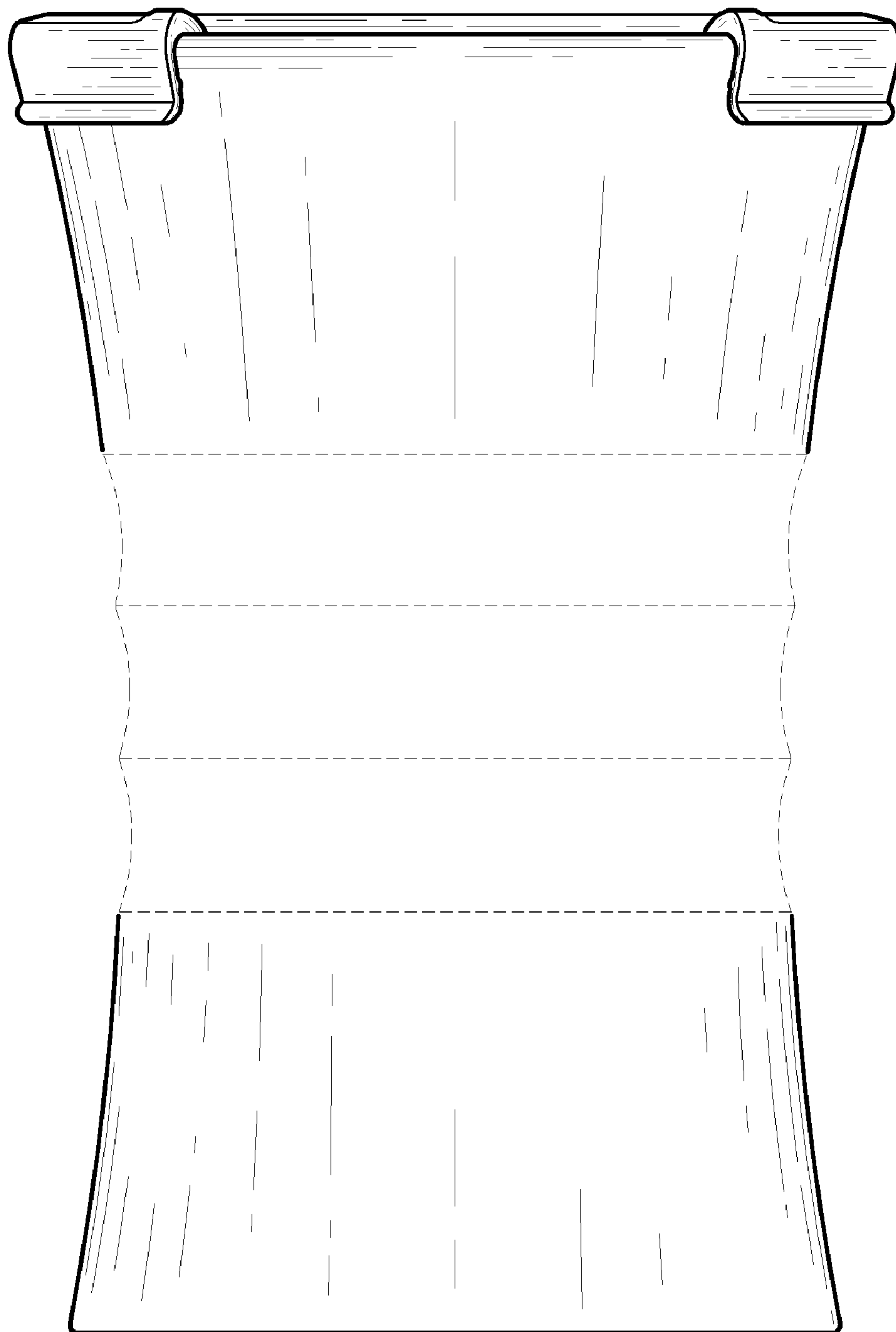


Fig. 2

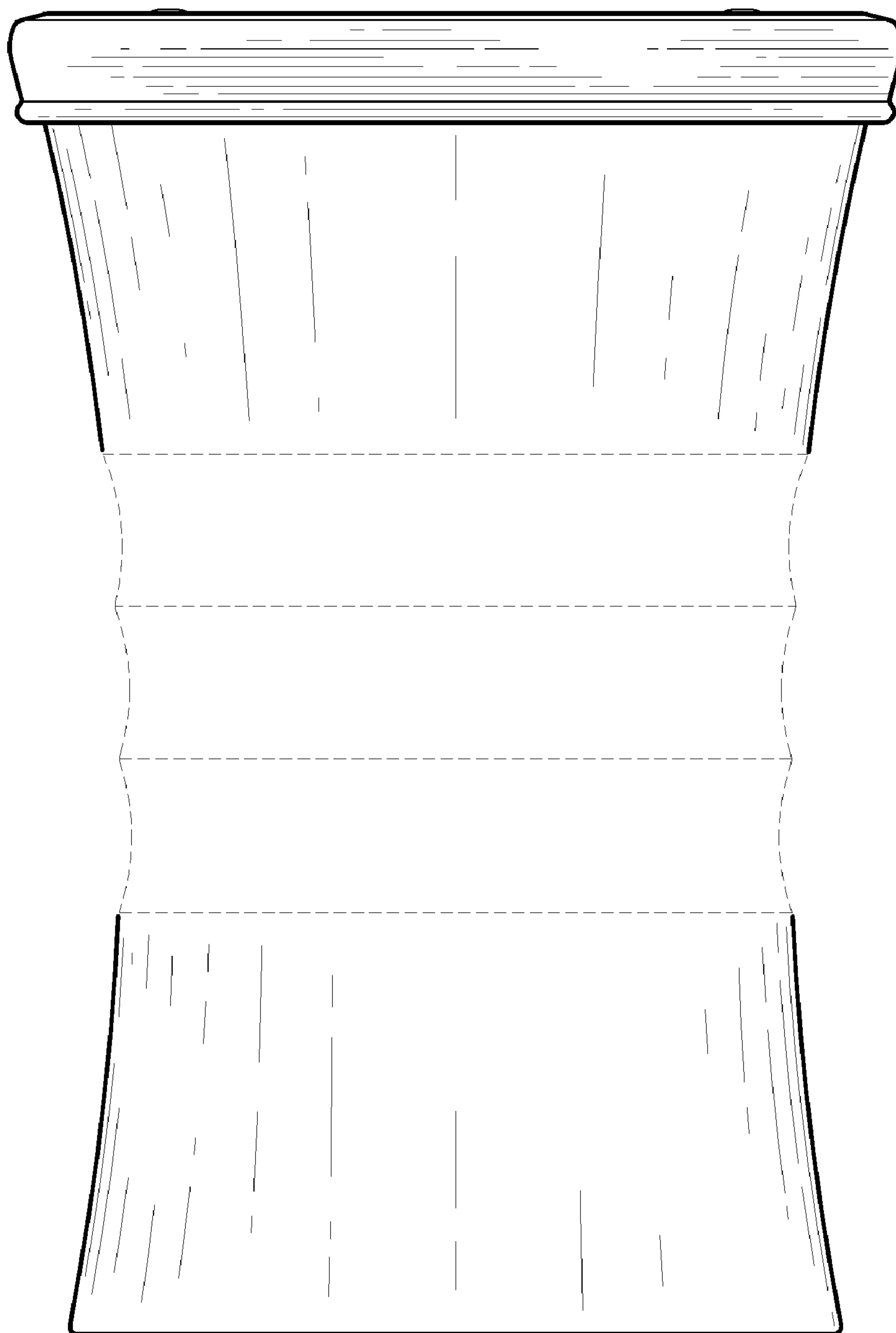


Fig. 3

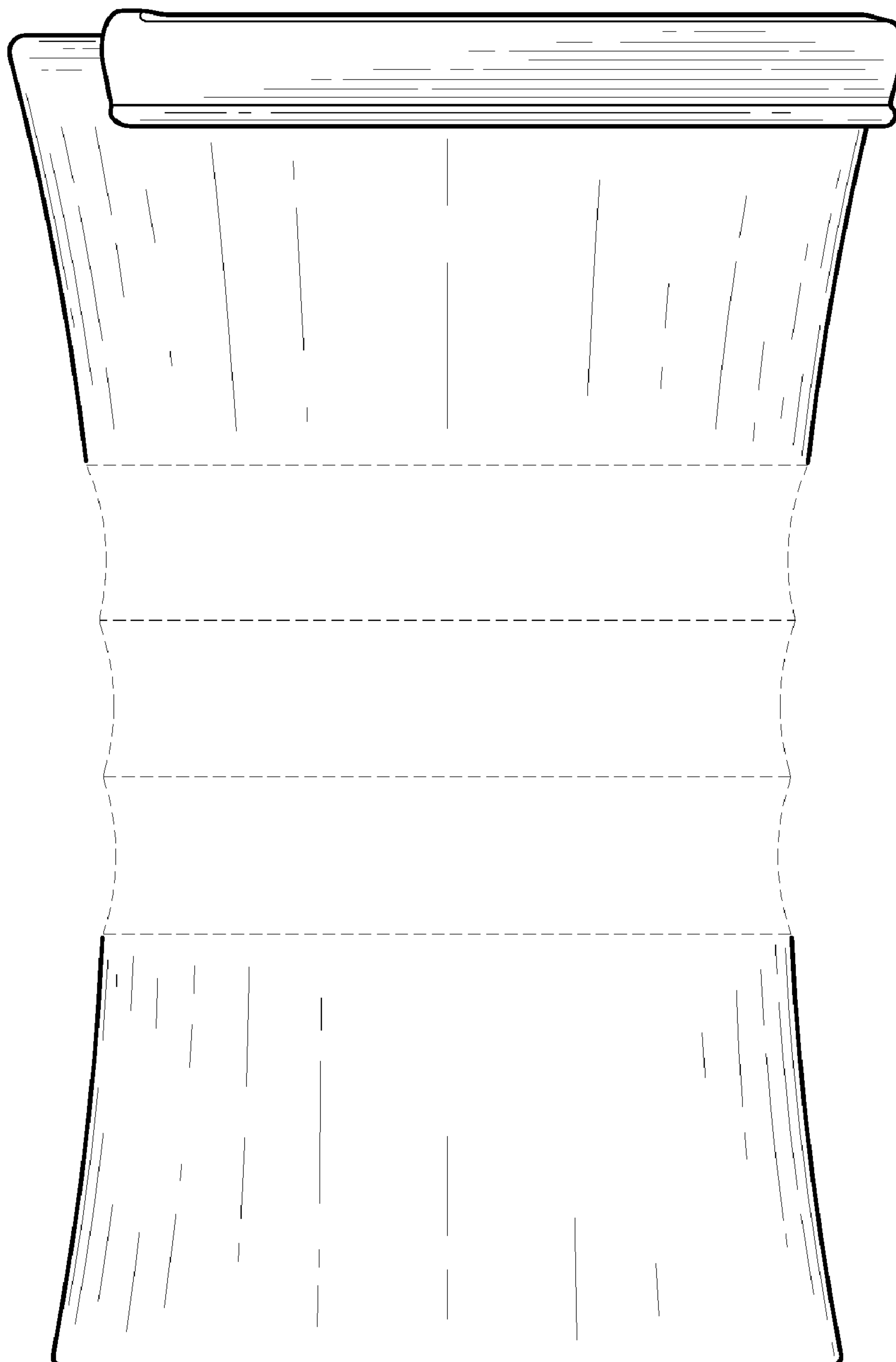


Fig. 4

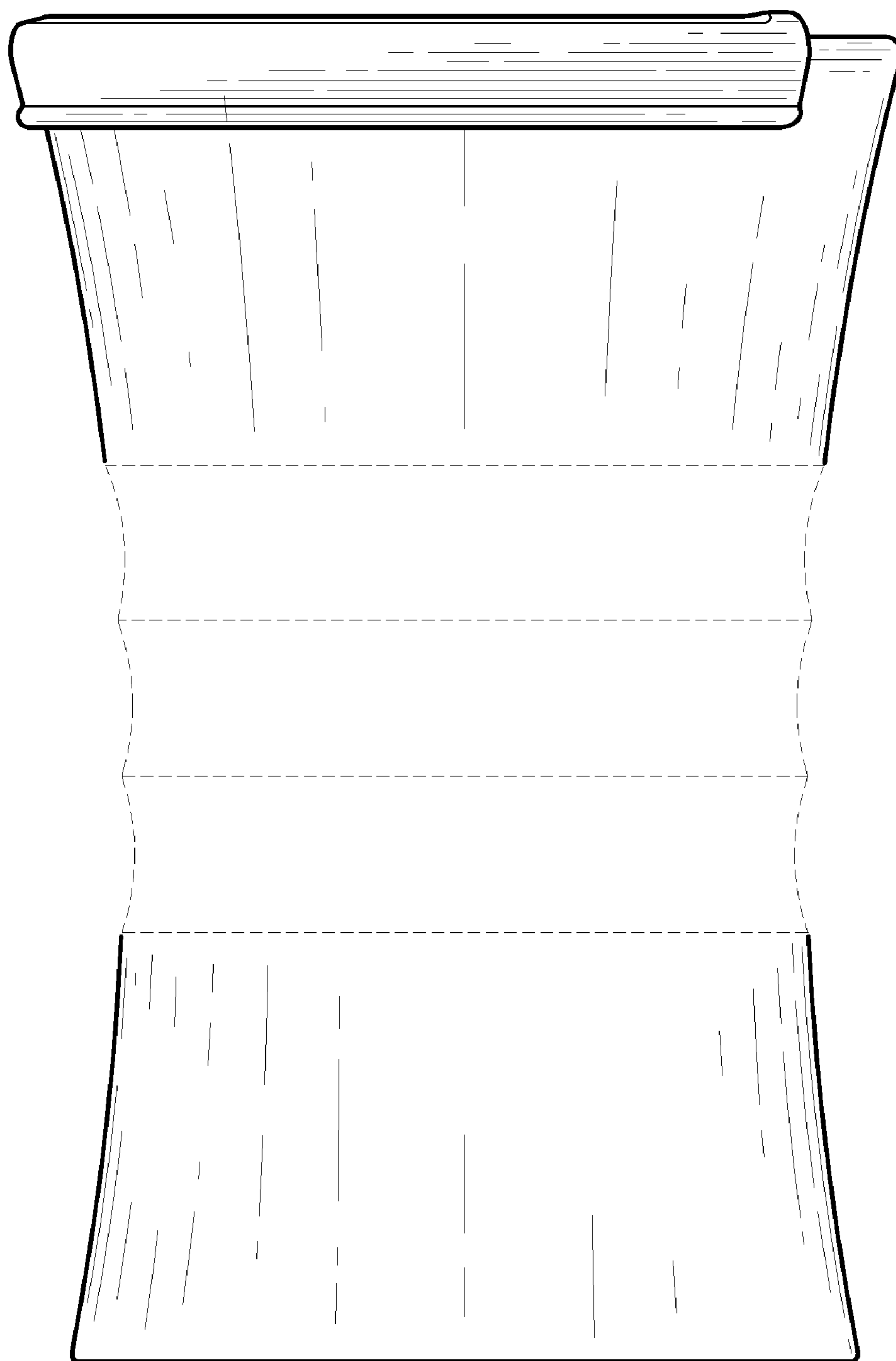


Fig. 5

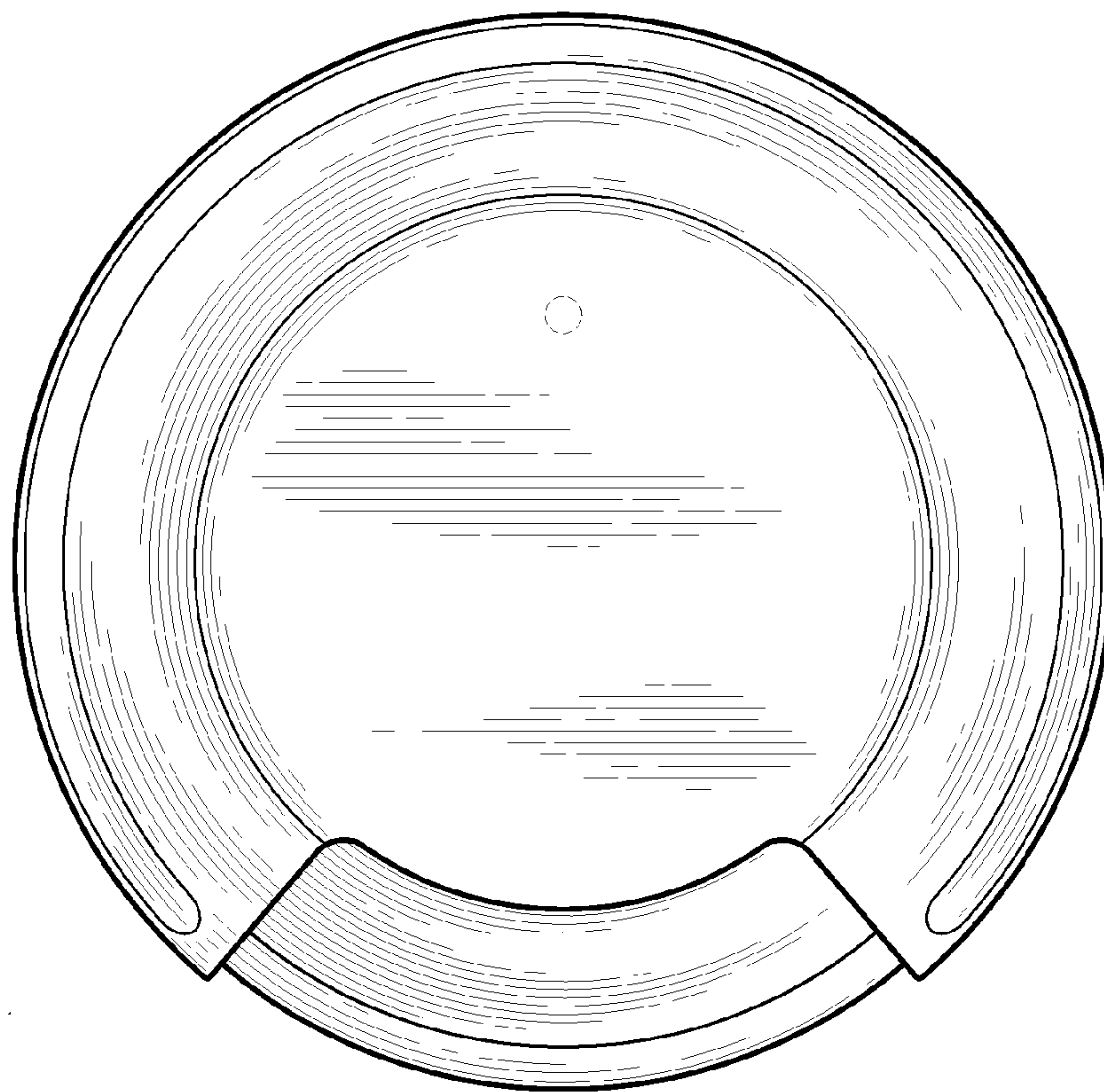


Fig. 6

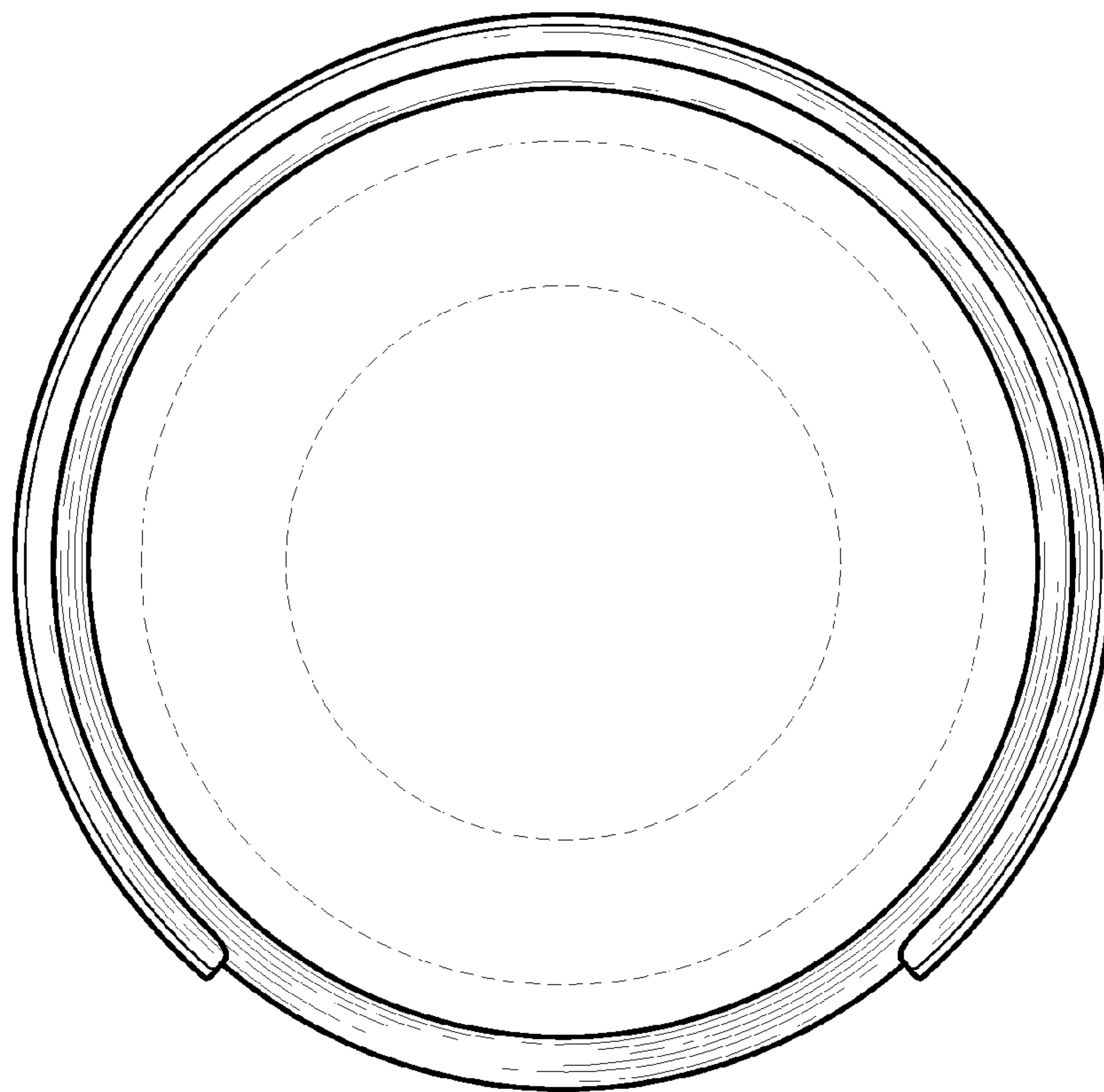


Fig. 7