



US00D630054S

(12) **United States Design Patent**
Cagani et al.

(10) **Patent No.:** **US D630,054 S**
(45) **Date of Patent:** **** Jan. 4, 2011**

(54) **HANDLE FOR COOKING UTENSIL**

(75) Inventors: **Fabien Cagani**, Montreuil-Sous-Bois (FR); **Laurent Matras**, Montreuil-Sous-Bois (FR)

(73) Assignee: **Tefal**, Rumilly (FR)

(**) Term: **14 Years**

(21) Appl. No.: **29/330,538**

(22) Filed: **Jan. 8, 2009**

(30) **Foreign Application Priority Data**

Jul. 8, 2008 (FR) 08 3069

(51) **LOC (9) Cl.** **07-02**

(52) **U.S. Cl.** **D7/395**

(58) **Field of Classification Search** D7/354-361, D7/393-395, 401.2, 664; D8/80, 83, 94, D8/107, 300, 303, 307, 308, 313, 321; D4/138, D4/129; 16/421, 430, 431, 110.1 R, 407; 220/573.1-573.5, 752, 753, 755, 756, 759, 220/767, 771, 912; D32/48, 49, 52
See application file for complete search history.

(56) **References Cited**

U.S. PATENT DOCUMENTS

D274,148 S * 6/1984 Levy D32/48
D303,861 S * 10/1989 Chen D32/48
5,802,960 A * 9/1998 Graj et al. 16/430
D412,641 S * 8/1999 Schiffer D7/395
D436,801 S * 1/2001 Wonderley D7/401.2

D459,043 S * 6/2002 Backman et al. D32/49
D463,241 S * 9/2002 Dillinger et al. D8/107
D479,374 S * 9/2003 Gringer et al. D32/48
6,629,331 B2 * 10/2003 Panfili et al. D32/49
D498,117 S * 11/2004 Lorthioir D7/395
D514,378 S * 2/2006 Magnouloux D7/395
D517,895 S * 3/2006 Chen D8/107
D527,945 S * 9/2006 Giugiaro D7/395

* cited by examiner

Primary Examiner—Cynthia M Chin

(74) *Attorney, Agent, or Firm*—Young & Thompson

(57) **CLAIM**

The ornamental design for a handle for cooking utensil, as shown and described.

DESCRIPTION

FIG. 1 is a top, front and side elevational view of a handle for cooking utensil, showing our new design;

FIG. 2 is a front elevational view thereof;

FIG. 3 is a side elevational view from the left of FIG. 2, a side elevational view from the right of FIG. 2 being the mirror image thereof;

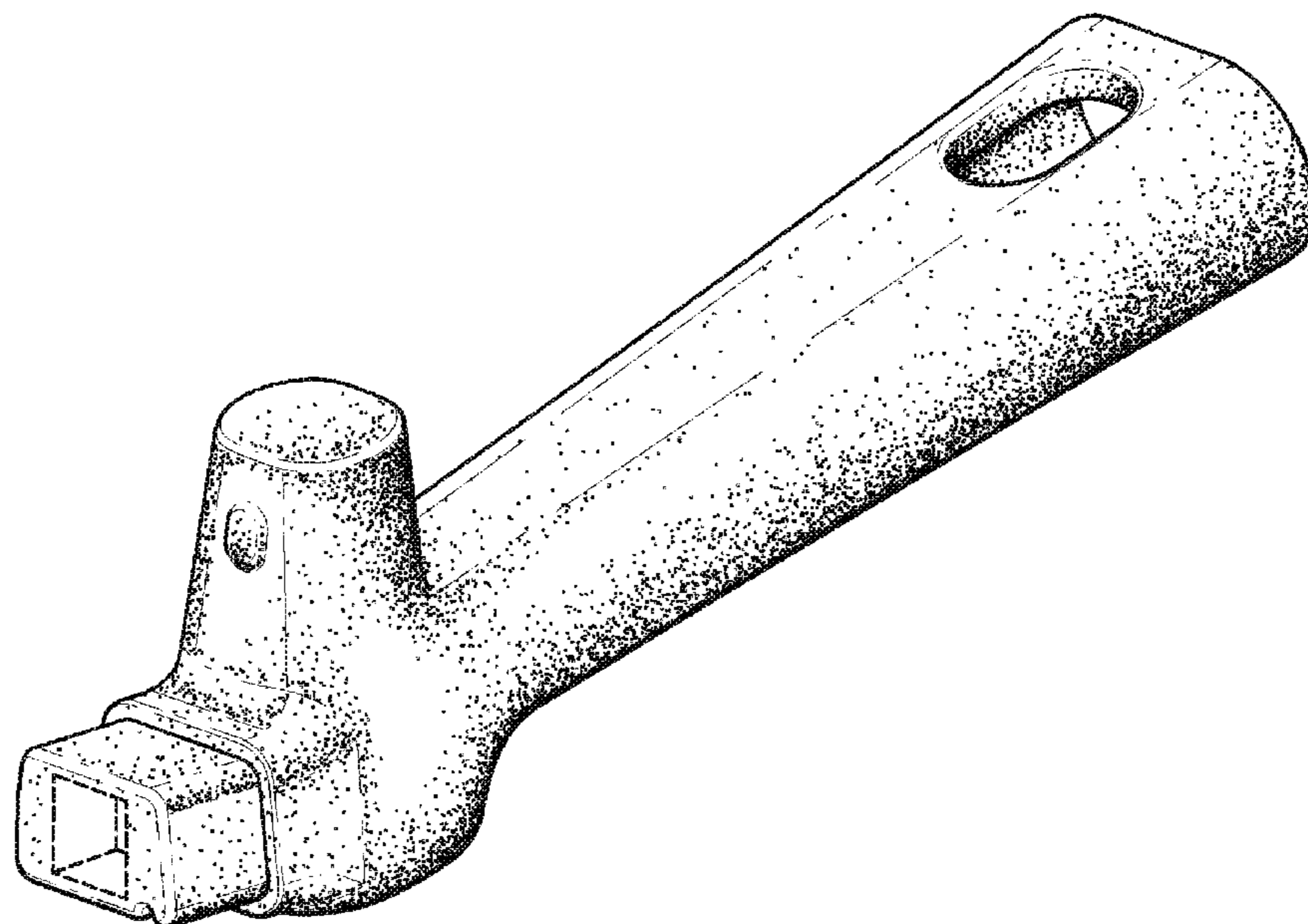
FIG. 4 is a top plan view thereof;

FIG. 5 is a bottom plan view thereof; and,

FIG. 6 is a rear elevational view thereof.

The broken lines in FIGS. 1, 2, 5 and 6 represent portions of the design that form no part of the claim.

1 Claim, 4 Drawing Sheets



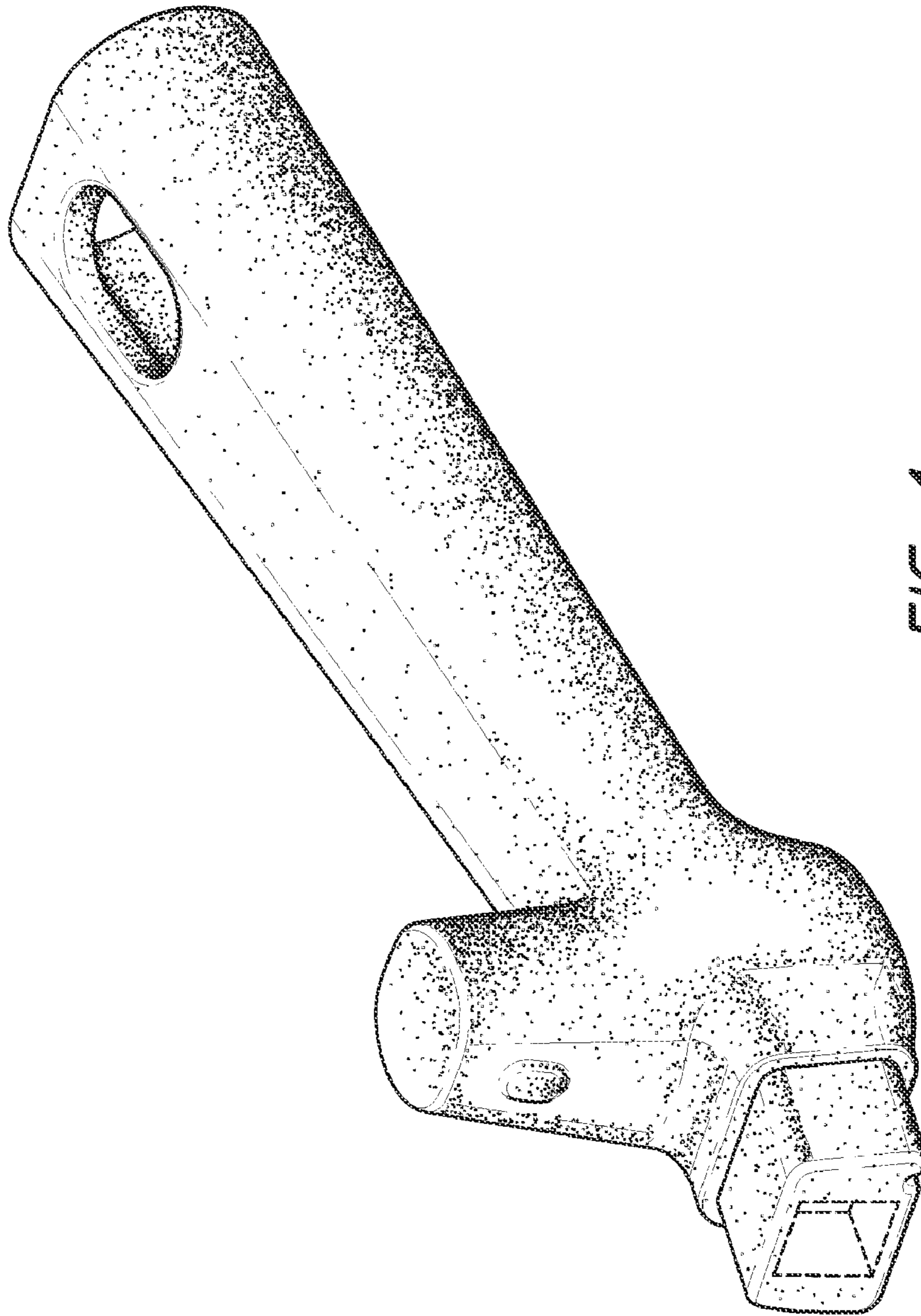


FIG. 1

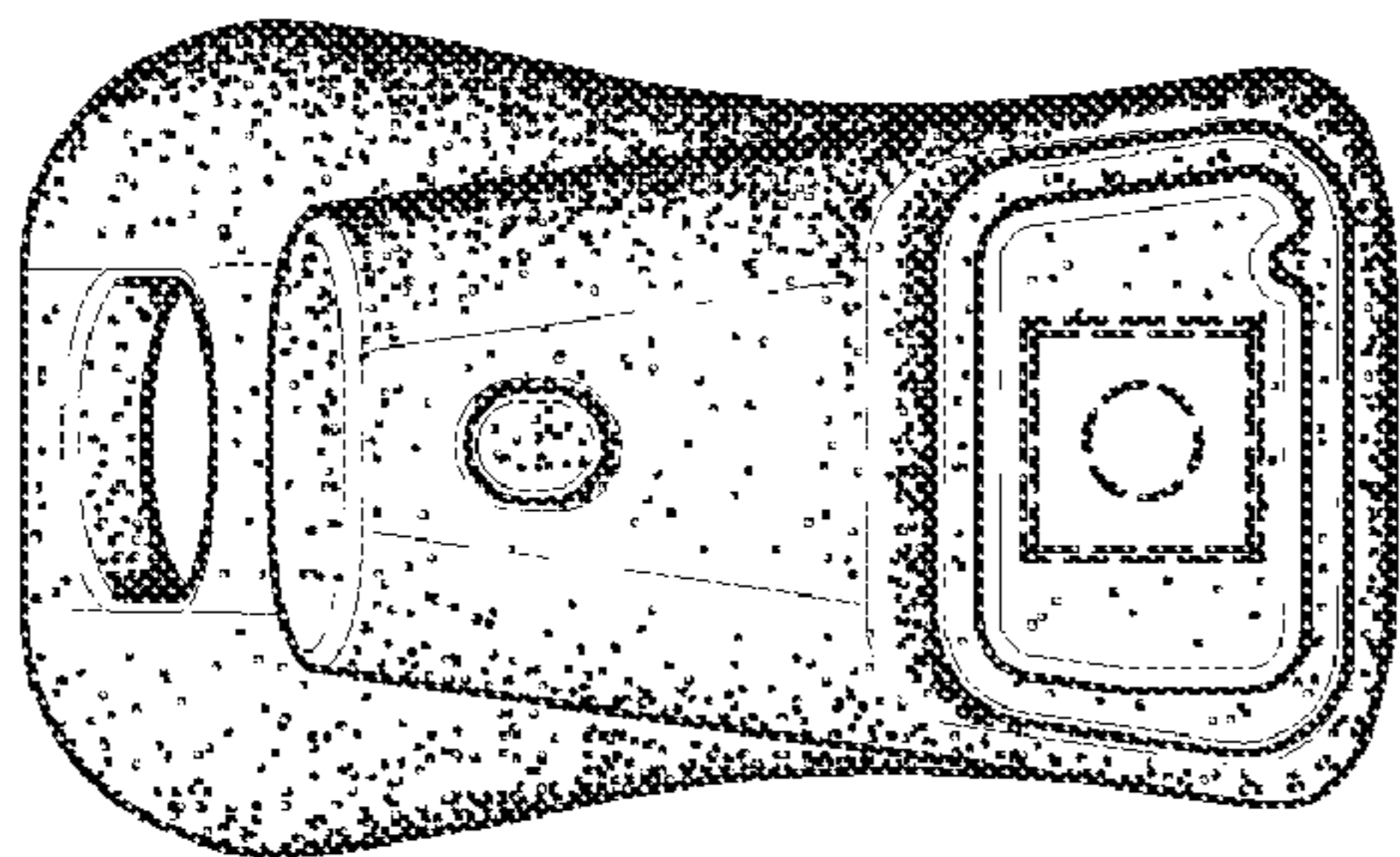


FIG. 2

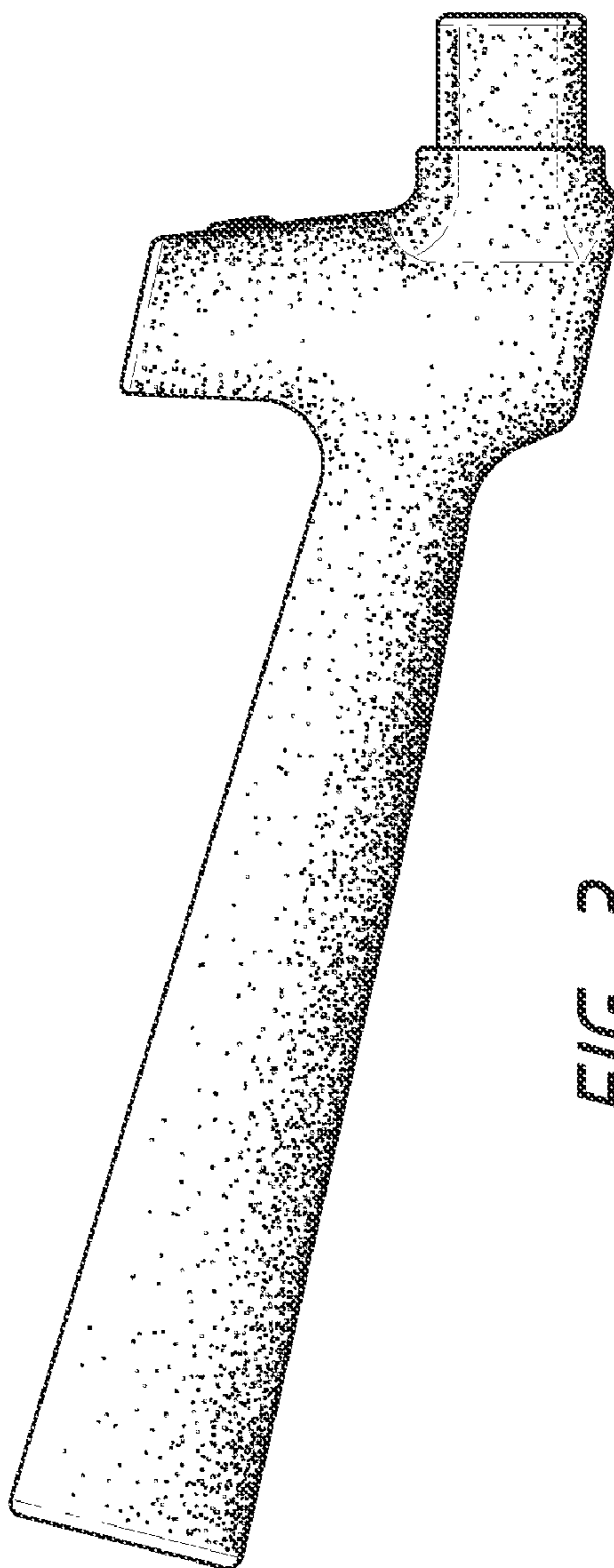


FIG. 3



FIG. 4

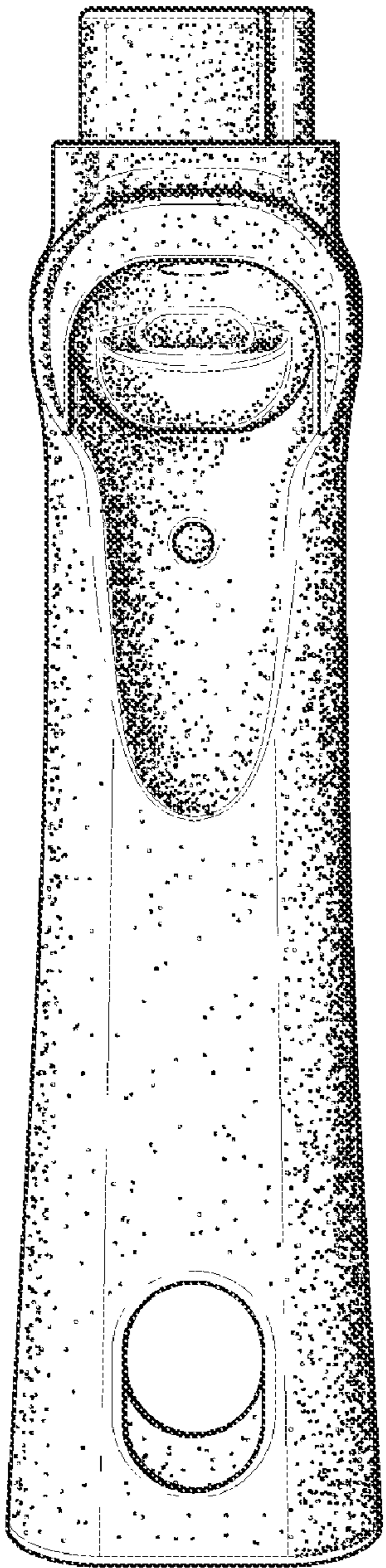


FIG. 5

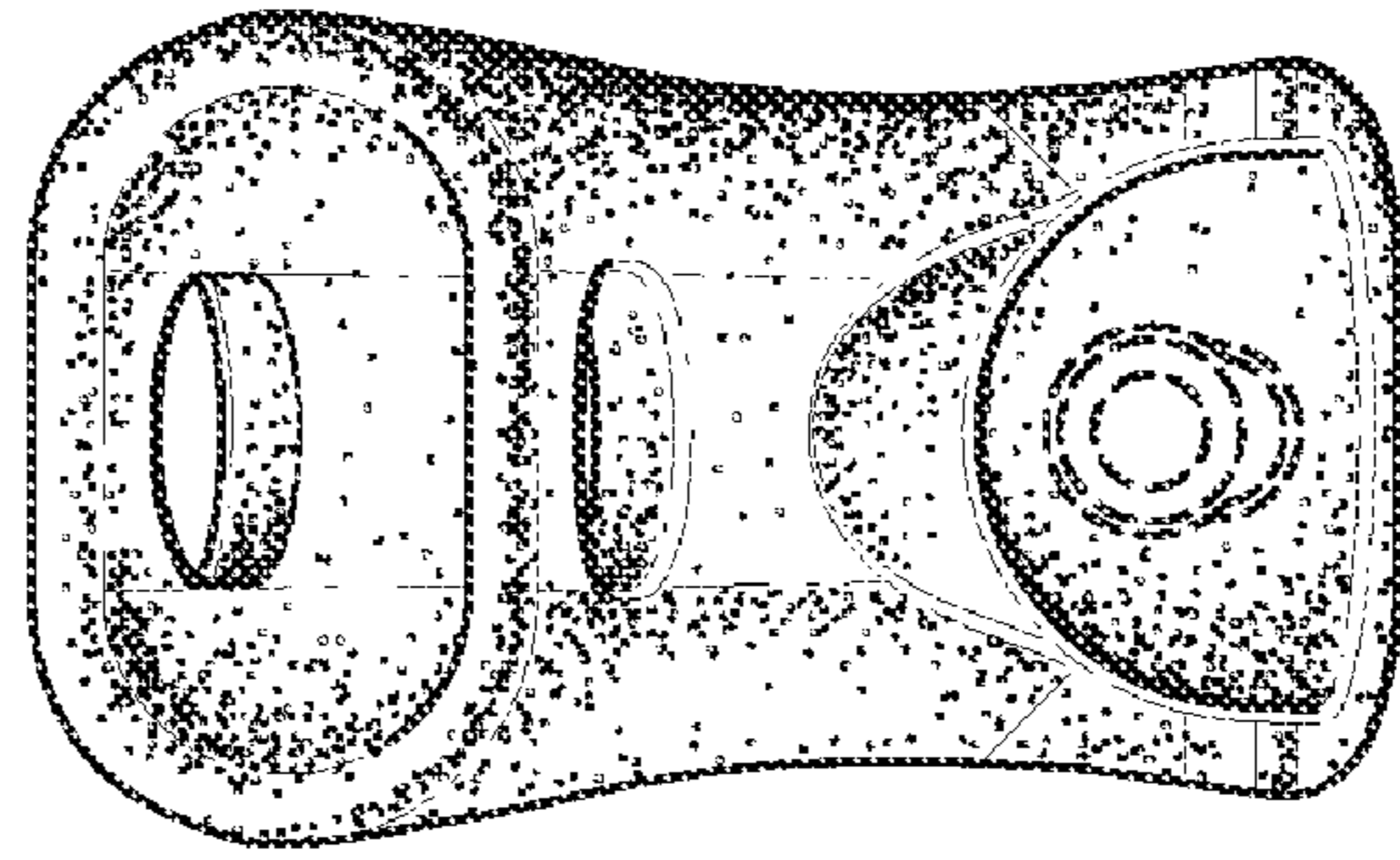


FIG. 6