



US00D630018S

(12) **United States Design Patent**
Konigsberg et al.

(10) **Patent No.:** **US D630,018 S**
(45) **Date of Patent:** **** Jan. 4, 2011**

(54) **TETHER DEVICE**

(75) Inventors: **Jeffrey A. Konigsberg**, Armonk, NY (US); **Joan Lunden**, Armonk, NY (US)

(73) Assignee: **Kinderkord, LLC**, Armonk, NY (US)

(**) Term: **14 Years**

(21) Appl. No.: **29/339,245**

(22) Filed: **Jun. 26, 2009**

(51) **LOC (9) Cl.** **03-01**

(52) **U.S. Cl.** **D3/327**

(58) **Field of Classification Search** D3/327;
D30/152; 128/878; 119/770; 24/300; D10/30,
D10/32; 368/281

See application file for complete search history.

(56) **References Cited**

U.S. PATENT DOCUMENTS

2,994,300	A	8/1961	Grahling	
4,328,761	A	5/1982	Peterson	
4,688,564	A	8/1987	Kelly	
4,745,883	A	5/1988	Baggetta	
4,751,896	A	6/1988	Miley	
4,765,279	A	8/1988	Klickstein	
4,964,370	A	10/1990	Peterson	
5,345,610	A	9/1994	Belanger	
D351,349	S *	10/1994	Schechter	D10/32
5,546,962	A *	8/1996	Power	128/869
5,803,017	A	9/1998	Stewart	
6,026,661	A	2/2000	Spiropoulos	

D426,065	S *	6/2000	Deveaux	D3/327
D430,957	S *	9/2000	Boucugnani et al.	D29/100
6,405,683	B1	6/2002	Walter et al.	
6,866,128	B2	3/2005	Moore et al.	
D575,009	S *	8/2008	Murrell et al.	D30/152
D598,788	S *	8/2009	Cole	D10/32
2005/0077329	A1	4/2005	Sconzo	

* cited by examiner

Primary Examiner—Holly H Baynham

Assistant Examiner—Sheryl Lane

(74) *Attorney, Agent, or Firm*—Whyte Hirschboeck Dudek SC

(57) **CLAIM**

An ornamental design for a tether device, as shown and described.

DESCRIPTION

FIG. 1 is a perspective view of a tether device showing our new design;

FIG. 2 is a front elevation view thereof;

FIG. 3 is a rear elevation view thereof;

FIG. 4 is a right side view thereof;

FIG. 5 is a left side view thereof;

FIG. 6 is a top plan view thereof;

FIG. 7 is a bottom plan view thereof; and,

FIG. 8 is another front elevation view of the tether device.

1 Claim, 3 Drawing Sheets

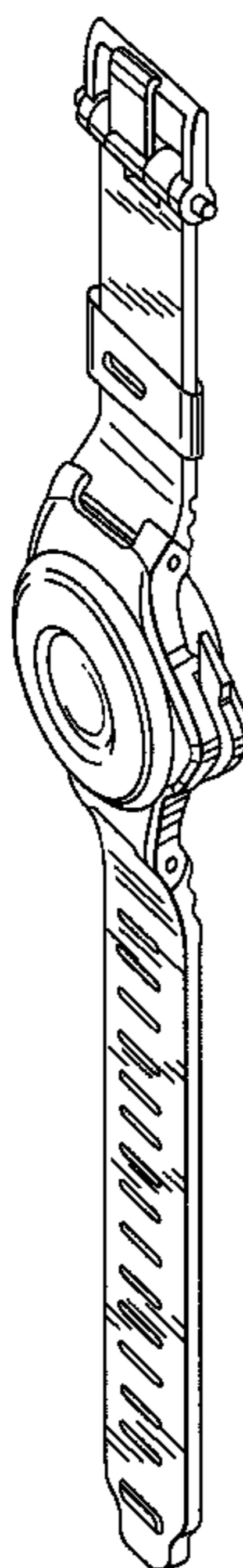


Fig. 1

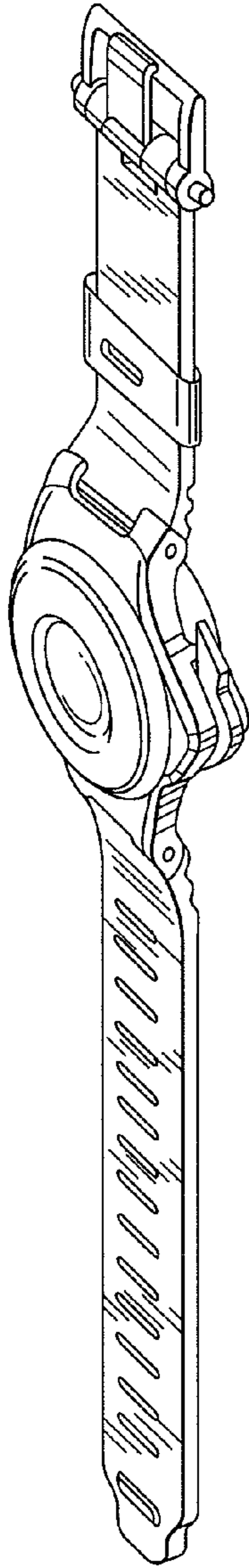


Fig. 2

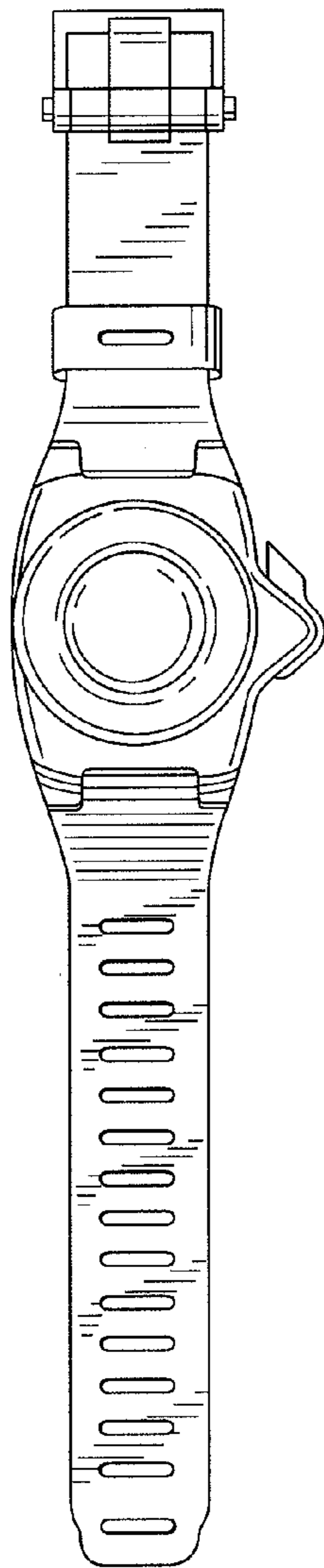


Fig. 3

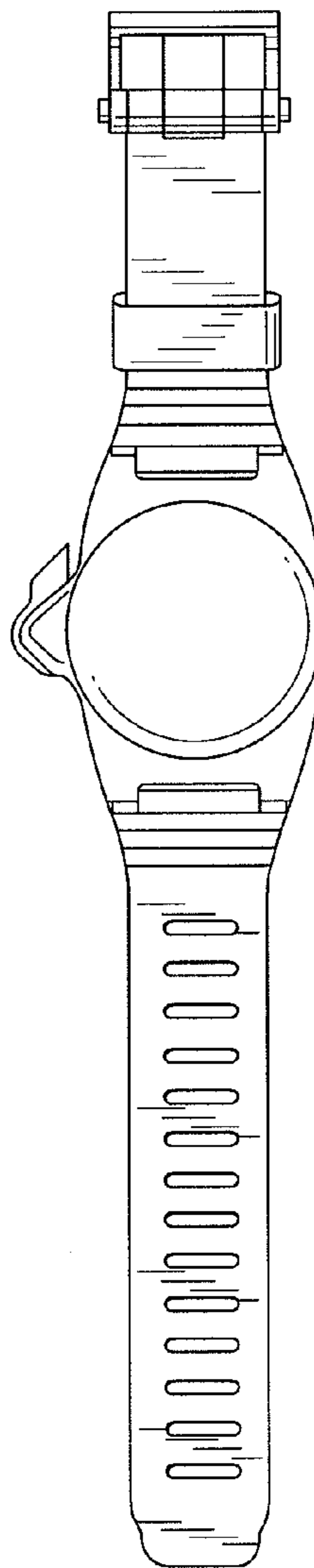


Fig. 4

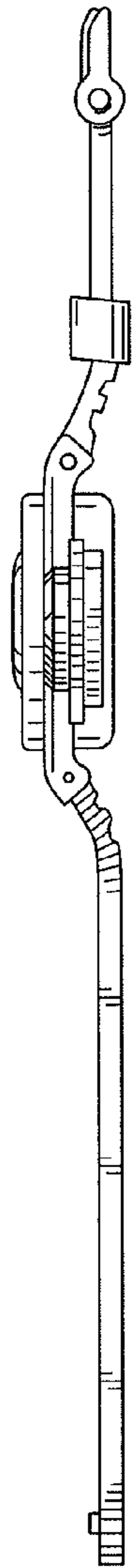


Fig. 5

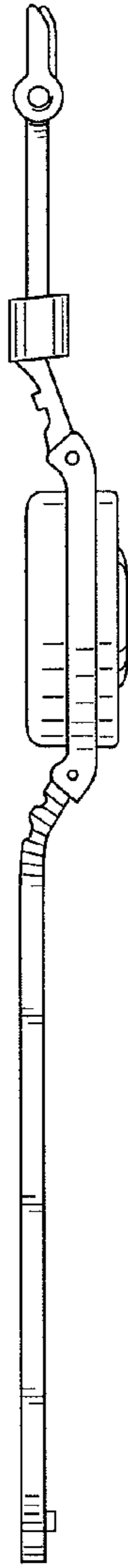


Fig. 6

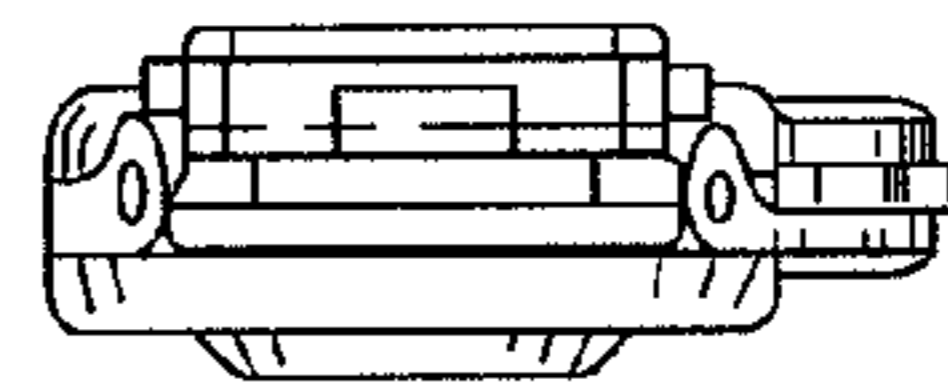


Fig. 7

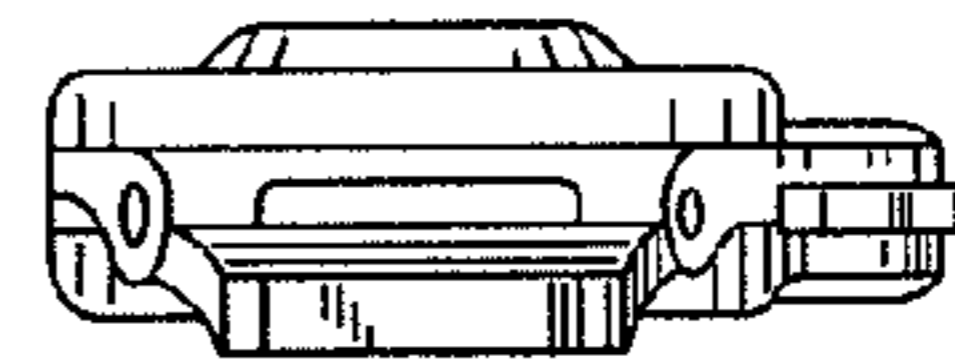


Fig. 8

